


NovaPro HD

All In One Controller

V1.4.5



Specification

Overview

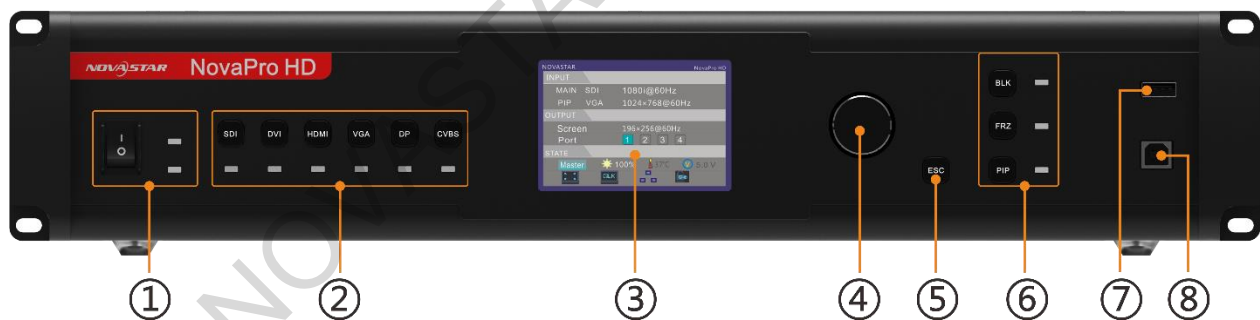
The NovaPro HD is a professional LED display controller. Besides the function of display control, it also features in powerful front end processing, so an external scalar is no longer needed. With professional interfaces, excellent image quality and flexible image control, the NovaPro HD meets the requirements of display industry.

Feature

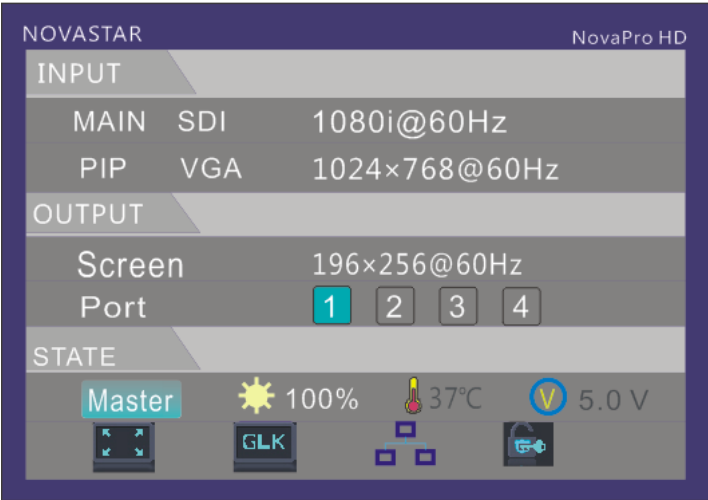
- The inputs of the NovaPro HD include CVBS, VGA, SDI, DVI, HDMI and DP. They support input resolution up to 1080p@60Hz. Highest pixel clock is 165MHz. Output bandwidth is up to 4Gbit. Advanced de-interlacing motion adaptive processing technology is adopted so that images are clear and fine. And with HDMI, the gray scale depth can be up to 12bits.
- Each input can be fully configured with contrast, brightness, hue, saturation, and RGB gain. Inputs can be scaled up or down to fit the LED display resolution.
- Computer software for system configuration is not necessary. The system can be configured using one wheel and one button. All can be done just by fingers. That's what we called Touch Track! You can also configure the system with browsers. This gives you the option of using a remote PC (Windows or Mac or Linux), a pad or even a smart phone to do the configuration. Real-time preview can help you with system set-up and confirm system working status.
- The NovaPro HD has DMX512 and Genlock interface. Professional control and synchronization are ready to go. Optical fiber outputs enable reliable long-distance data transmission.
- The NovaPro HD is the flagship product of our new generation controllers, powerful in processing, professional in control, and friendly in user-interface. Having a display to work has never been as easier and more enjoyable as with NovaPro HD.

Appearance

Front Panel



No.	Description
①	<p>Power switch and indicators</p> <ul style="list-style-type: none"> • Green indicator: Indicates device working status. • Flashing normally: The device works normally. • Flashing slowly: There is no video signal. • Breathing: One or more Ethernet ports are in hot backup mode. • Red indicator: Indicates device power status.
②	<p>Input source buttons and indicators.</p> <p>Press the input source button to set the input source for main picture. Hold down the button to set the input source for PIP. You can view the operation result on the operation screen during setting.</p> <p>The indicator is blue by default. It turns to green when the current input source is selected.</p>

No.	Description
③	<p>Operation screen.</p>  <p>The screenshot shows the NovaPro HD operation screen with the following sections:</p> <ul style="list-style-type: none"> NOVASTAR (top left) and NovaPro HD (top right) INPUT section: <ul style="list-style-type: none"> MAIN SDI 1080i@60Hz PIP VGA 1024×768@60Hz OUTPUT section: <ul style="list-style-type: none"> Screen 196×256@60Hz Port 1 (highlighted in blue), 2, 3, 4 STATE section: <ul style="list-style-type: none"> Master (highlighted in blue) 100% (luminance icon) 37°C (temperature icon) 5.0 V (voltage icon) GLK (GLK synchronous signal icon) Lock icon (locked) Lock icon (unlocked) <p>• INPUT</p> <p>Input source of current Main (main picture) is SDI input and resolution and field frequency is 1080i@60Hz.</p> <p>Input source of current PIP (picture in picture) is VGA input and resolution and field frequency is 1024×768@60Hz.</p> <p>• OUTPUT</p> <p>Resolution and field frequency of current output is 196×256@60Hz. Internet port 1 output.</p> <p>• STATE</p> <ul style="list-style-type: none"> - Master: It shows that the current controller is in main control; when Backup is displayed, it is backup. - 100%: Current luminance of display screen is 100%. - 37°C: When current temperature of the NovaPro HD exceeds threshold value (can be changed by users), the temperature is displayed in red and blinks. - 5.0 V: When current voltage of the NovaPro HD exceeds threshold value (can be changed by users), the voltage is displayed in red and blinks. - Zoom out: Zoom out. - Crop: Crop - Zoom in: Zoom in. - GLK: Indicating there is GLK synchronous signal input. - Unlocked: Indicating the controller is not locked. - Locked: Indicating the controller is locked and all buttons on the controller are invalid at this time. - Locking: Simultaneously press the knob and ESC button for more than three seconds to lock the controller. - Unlocking: Simultaneously press the knob and ESC button for more than three seconds to unlock the controller.

No.	Description
④	Knob: Enter by pressing the knob and select or adjust by turning the knob.
⑤	ESC: Exit current operation or option.
⑥	<ul style="list-style-type: none"> • BLK: Display blank screen. Indicator light is blue in default when powered on and it is displayed in green when enabled. • FRZ: Display screen picture freezing. Indicator light is blue in default when powered on and it is displayed in green when enabled. • PIP: Display picture in picture. Indicator light is blue in default when powered on and it is displayed in green when enabled.
⑦	USB interface: Reserved interface.
⑧	USB interface: Connect to PC for communication.

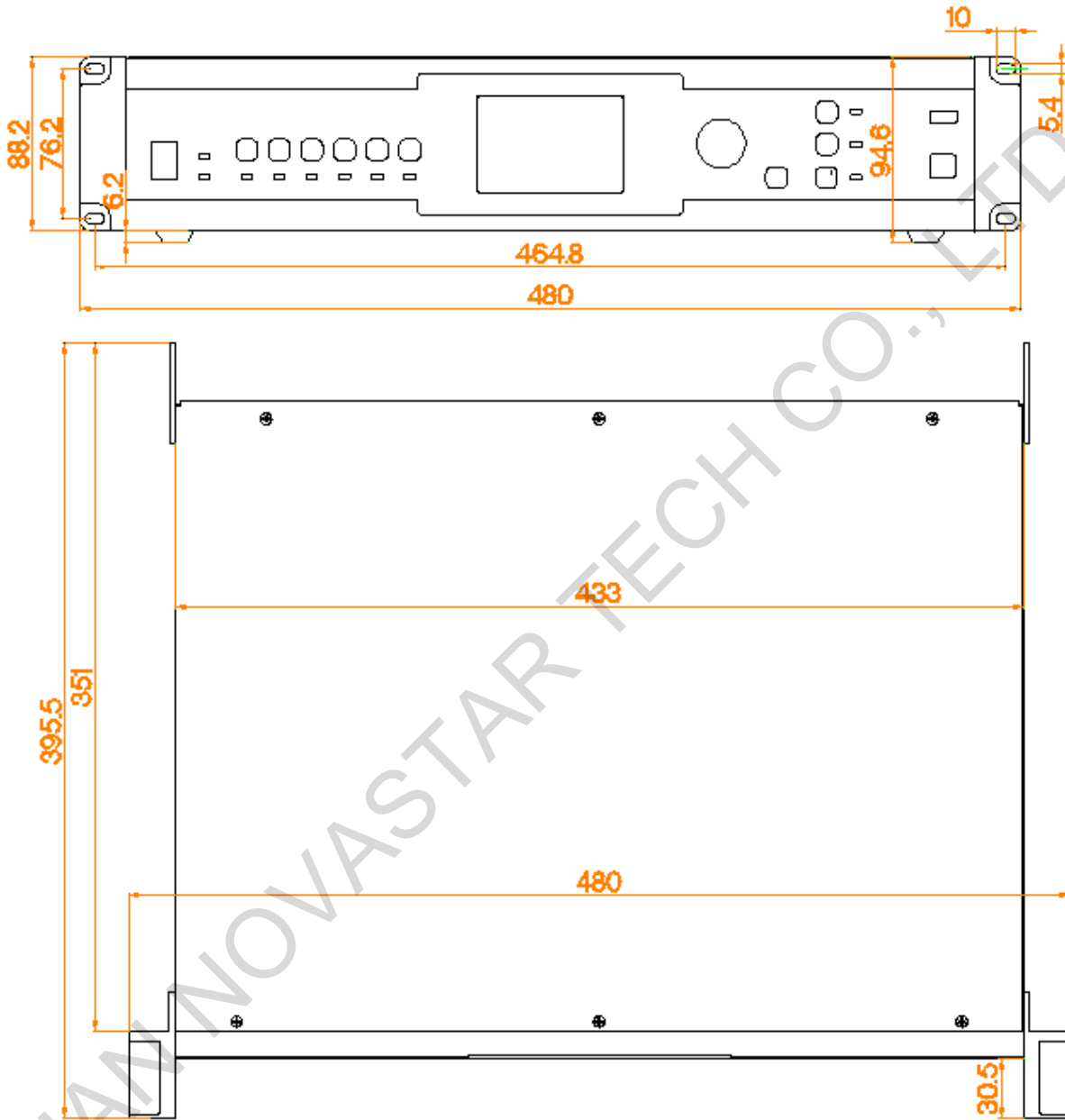
Rear Panel



Ethernet: Internet port which can be connected with PC for communication through standard TCP/IP.	
USB Control	IN: Connect to PC for communication.
	OUT: Cascade the next NovaPro HD.
DMX Control: Connect all consoles that support DMX512 interface protocol.	
Input	Audio input: Audio.
	Video input: DP/HDMI/VGA/DVI/ CVBS /SDI.
SDI LOOP	SDI input signal looping out port.
Genlock	IN: Genlock synchronizing signal guarantees display picture on big screen is synchronous with external Genlock source.
	LOOP: Looping out port of Genlock.
DVI LOOP	DVI input signal looping out port.
Monitor	DVI output. Monitor can be connected for monitoring.
	HDMI output. Monitor can be connected for monitoring.
LED Output: 4 Internet port outputs. Only Ethernet port 1 supports audio output. When the multifunction card is connected for audio decoding, the multifunction card must be connected to the Ethernet port 1.	
OPT Output: 4-way optical fiber output.	

AC Power: AC power interface.

Dimensions



Unit: mm

Specifications

Input		
Port	Qty	Description
CVBS	1	PAL/NTSC
VGA	1	VESA standard (1080p input supported)

DVI	1	VESA standard (1080i input supported) Supports HDCP.
HDMI	1	EIA/CEA-861 standard, conforming to HDMI-1.3 standard Supports HDCP.
DP	1	VESA standard
3G-SDI	1	480i, 576i, 720p, 1080i/p (3G SDI)

Output		
Port	Qty	Description
DVI LOOP	1	DVI loop output, consistent with DVI input connector
SDI LOOP	1	SDI loop output, consistent with SDI input connector
LED Output	4	4 Gigabit Ethernet outputs. Only Ethernet port 1 supports audio output. When the multifunction card is connected for audio decoding, the multifunction card must be connected to the Ethernet port 1. Maximum horizontal resolution is 3840 pixels. Maximum vertical resolution is 1920 pixels.
OPT Output	4	4 optical fiber connectors for long-distance transmission
Monitor	2	DVI and HDMI connectors for output image monitoring DVI and HDMI connectors output the same image.

Overall specifications		
Electrical specifications	Power connector	AC100 ~ 250V, 50/60Hz, 0.65A
	Power consumption	30W
Operating environment	Operating temperature	-20°C to +60°C
	Operating humidity	0%RH to 95%RH, Non-condensing
Physical specifications	Dimensions	480mm × 395.5mm × 94.6mm
	Net weight	6 kg
	Total weight	9.8 kg
Packing information	Carrying case	530mm × 195mm × 425mm
	Accessory box	1 × power cord, 1 × Ethernet cable, 1 × DVI cable, 1 × HDMI cable, 1 × DP cable, 1 × VGA cable and 1 × USB cable
	Packing box	555mm × 445mm × 220mm

Certifications	CE, ROHS, FCC, UL/CUL, EAC
Noise Level (typical at 25 °C/77 °F)	48dB(A)

FCC Caution

Any changes or modifications not expressly approved by the party responsible for compliance could void the user's authority to operate the equipment.

This device complies with part 15 of the FCC Rules. Operation is subject to the following two conditions: (1) This device may not cause harmful interference, and (2) this device must accept any interference received, including interference that may cause undesired operation.

Note: This equipment has been tested and found to comply with the limits for a Class A digital device, pursuant to part 15 of the FCC Rules. These limits are designed to provide reasonable protection against harmful interference when the equipment is operated in a commercial environment. This equipment generates, uses, and can radiate radio frequency energy and, if not installed and used in accordance with the instruction manual, may cause harmful interference to radio communications. Operation of this equipment in a residential area is likely to cause harmful interference in which case the user will be required to correct the interference at his own expense.

Copyright © 2019 Xi'an NovaStar Tech Co., Ltd. All Rights Reserved.

No part of this document may be copied, reproduced, extracted or transmitted in any form or by any means without the prior written consent of Xi'an NovaStar Tech Co., Ltd.

Trademark

NOVA STAR is a trademark of NovaStar Tech Co., Ltd.

Statement

You are welcome to use the product of Xi'an NovaStar Tech Co., Ltd. (hereinafter referred to as NovaStar). This document is intended to help you understand and use the product. For accuracy and reliability, NovaStar may make improvements and/or changes to this document at any time and without notice. If you experience any problems in use or have any suggestions, please contact us via contact info given in document. We will do our best to solve any issues, as well as evaluate and implement any suggestions.

[Official website](http://www.novastar.tech)
www.novastar.tech

[Technical support](mailto:support@novastar.tech)
support@novastar.tech