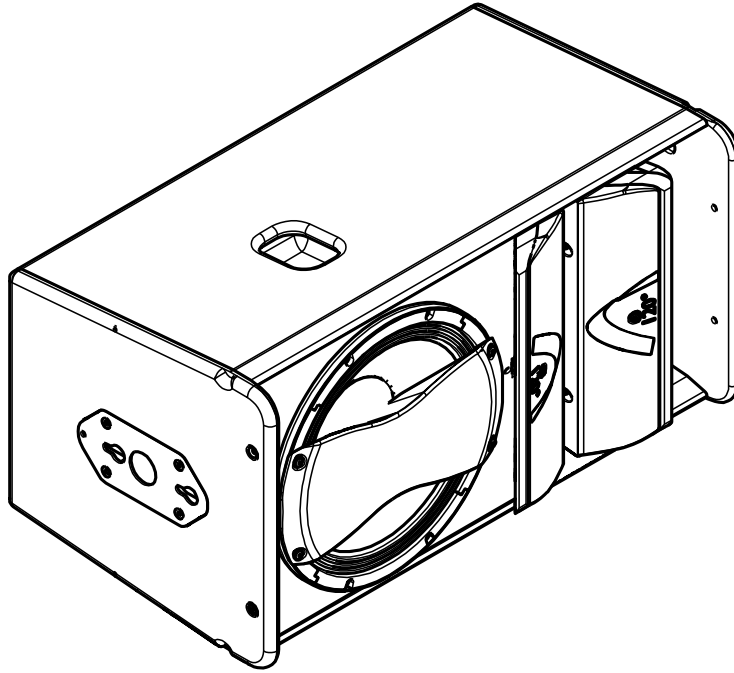
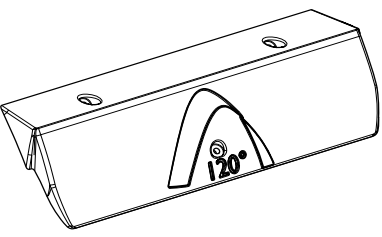
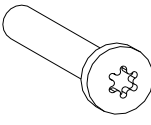
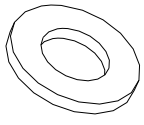


Kit Flange 120° GEOS12

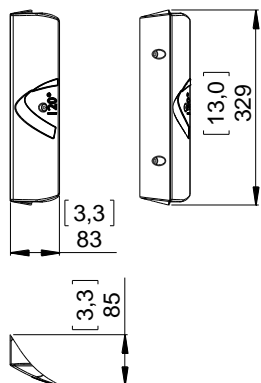


Contents:

<p>X2</p>  <p>A rectangular component with a 120-degree angle, shown in a perspective view. It has a small circular feature on the top surface.</p>	<p>X6 VXTCBX525N</p>  <p>A screw with a hexagonal head and a threaded shaft.</p>	<p>X6 VRND5.3</p>  <p>A circular washer with a central hole and a raised outer edge.</p>
--	---	---

Weight: 0.6 kg / 1.3 lb

Dimensions:



Implementation:

<p>Remove the grid.</p>	<p>Remove 6 screws.</p>	<p>Warning</p>
<p>Diagram showing the removal of the grid from the device. The grid is shown being lifted out of the frame.</p>	<p>Diagram showing the removal of 6 screws from the device. The screws are shown being unscrewed from the frame.</p>	<p>EXCESS FORCE OR POWER TOOLS MUST NOT TO BE USED</p>
<p>Place the first flange, use 3 screws and 3 washer provided.</p>	<p>Place the second flange, use 3 screws and 3 washer provided.</p>	<p>Refit the grid.</p>
<p>Diagram showing the installation of the first flange. The flange is shown being attached to the frame with screws and washers.</p>	<p>Diagram showing the installation of the second flange. The flange is shown being attached to the frame with screws and washers.</p>	<p>Diagram showing the refitting of the grid. The grid is shown being placed back into the frame.</p>

- **NEXO cannot accept responsibility for accidents caused by any factor other than defects in this product itself.**
- **Please check the web site www.nexo-sa.com for the latest update.**

NEXO

www.nexo-sa.com

ZA du pre de la Dame Jeanne

60128 PLAILLY-France