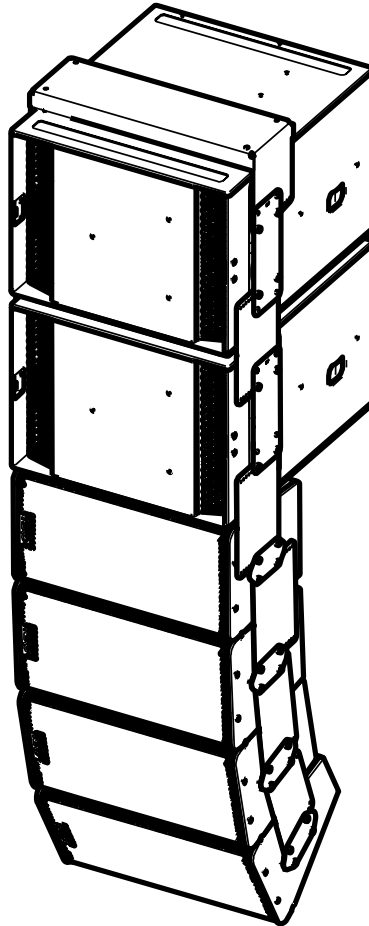



### S12 – LS18 Mounting Plate (5° to 10°)

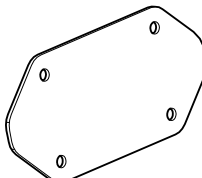


#### Contents:

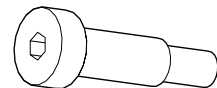
X2 (ANPL2)



X4 (CPLA)

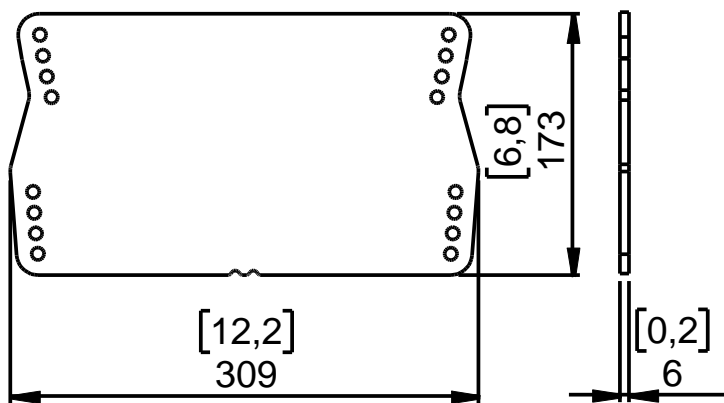


X8 (D8x20 M6)




**Weight: 6.5 kg / 14.3 lb**

## Dimensions:

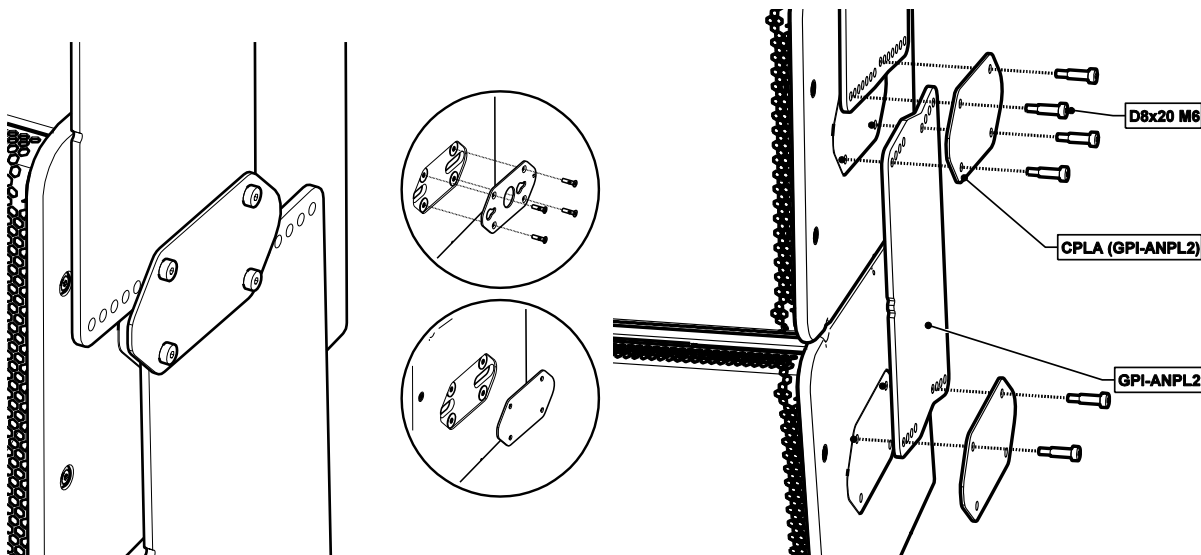


## Angles:



## Assembly:

- 1) Remove the 4 Torx Screws holding connector plate, and replace with CPLA.
- 2) Insert ANPL2 (adjust the angle), CPLA (and/or LSI-CPLA), and tighten.



**Warning:** Use only provided screws (thread lock coated or use Loctite 243).

- NEXO cannot accept responsibility for accidents caused by any factor other than defects in this product itself.
- Please check the web site [www.nexo-sa.com](http://www.nexo-sa.com) for the latest update.

**NEXO**

www.nexo-sa.com  
ZA du pre de la Dame Jeanne  
60128 PLAILLY-France

- Read this document before using.
- Keep this document.
- Observe all warnings and cautions.