

# MIPRO®

## MM Series Wired Microphone User Guide

Condenser Microphones    Dynamic Microphones  
MM-90    MM-80/70    MM-59    MM-39



Dynamic Microphone    Condenser/Dynamic Microphone  
MM-107    MM-590





### I. Part Names, Fig. 1

MM-590 Interchangeable  
Condenser Capsules or Dynamic Capsules

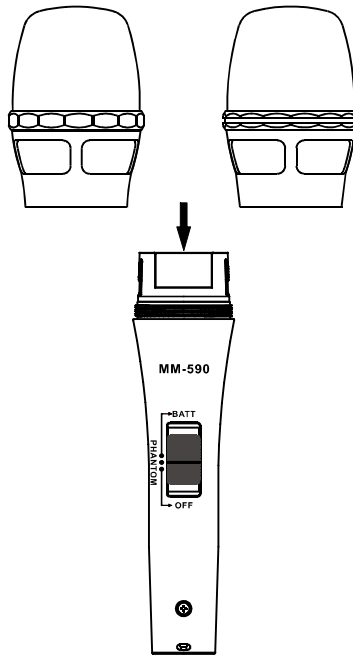
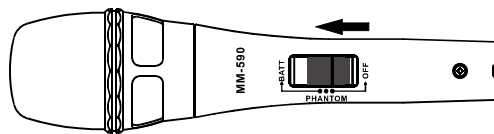


Fig. 1

## II. Operation Instructions

### 1. Operating Dynamic Microphone, Fig. 2:

- (A) Operating in dynamic microphone mode does not require an external power supply or an AA-size battery.
- (B) Power can be switched to either PHANTOM or BATT position.

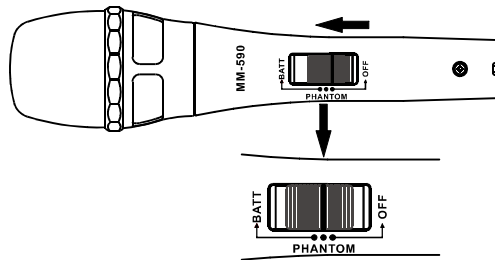


Dynamic Microphone:  
PHANTOM or BATT position.

Fig. 2

2. Operating Condenser Microphone,  
Fig. 3 & 4:

- (A) External Phantom Powered Source:  
Connect to a microphone input of a  
phantom powered mixer. Switch  
microphone power to PHANTOM  
position, as show in Fig. 3.

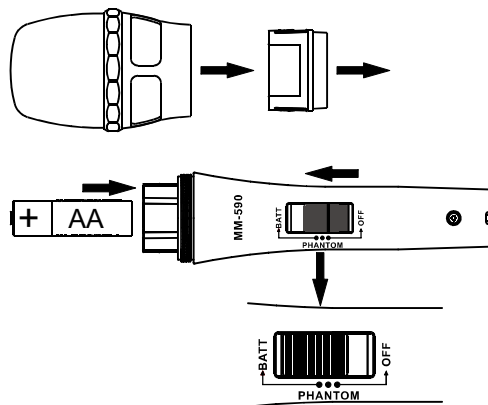


Condenser Microphone: PHANTOM position  
(phantom-powered is required)

Fig. 3

## Wired Microphone

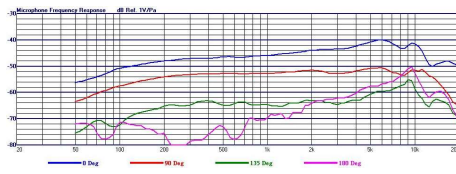
- (B) Internal Phantom Power Supply:  
Insert a fresh AA-size battery.  
Connect microphone to a microphone input of a non-phantom powered mixer or switch phantom power off of a phantom-powered mixer. Switch microphone power to BATT position, as shown in Fig. 4.



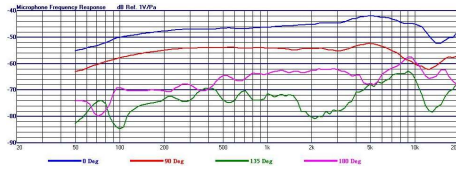
Condenser Microphone: BATT position  
(a single AA-size battery is required)

Fig. 4

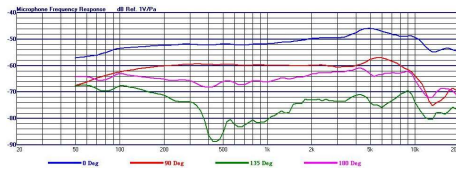
### III. Frequency Response



MM-70: Fig. 5



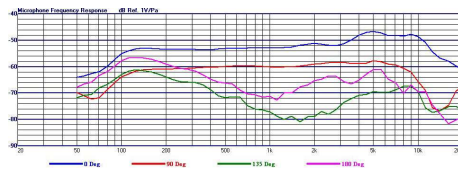
MM-80: Fig. 6



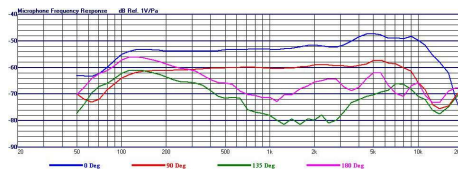
MM-90: Fig. 7



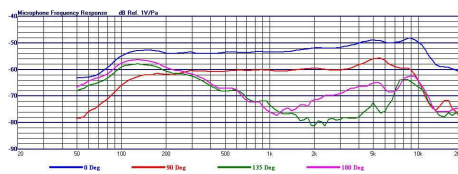
## Wired Microphone



MM-59: Fig. 8



MM-39: Fig. 9

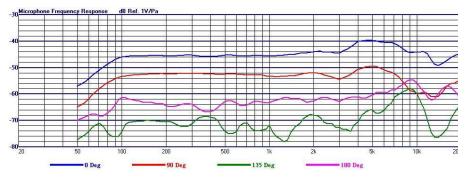


MM-107: Fig. 10





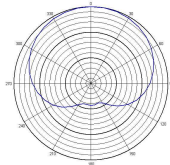
## Wired Microphone



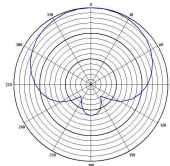
MM-590: Fig. 11



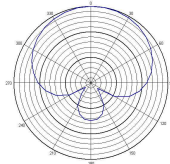
### IV. Polar Pattern



MM-70: Fig. 12

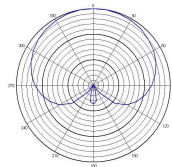


MM-80: Fig. 13



MM-90: Fig. 14

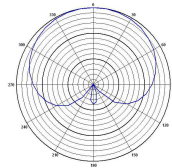
Wired Microphone



Electro-Voice, Inc. 3601  
For Information Call 1-800-451-6100



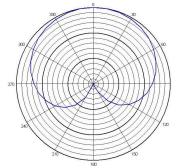
MM-59: Fig. 15



Electro-Voice, Inc. 3601  
For Information Call 1-800-451-6100



MM-39: Fig. 16

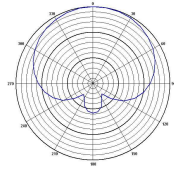


Electro-Voice, Inc. 3601  
For Information Call 1-800-451-6100



MM-107: Fig. 17

Wired Microphone



Model Number: MM-590  
Frequency Range: 20 Hz to 20 kHz

MM-590: Fig. 18

## V. Caution

Refer to actual product in the event of product description discrepancy.

## Wired Microphone

### Disposal



2000-09-13

Dispose of any unusable devices or batteries responsibly and in accordance with any applicable regulations.

Disposing of used batteries with domestic waste is to be avoided!

Batteries / NiCad cells often contain heavy metals such as cadmium(Cd), mercury(Hg) and lead(Pb) that makes them unsuitable for disposal with domestic waste. You may return spent batteries/accumulators free of charge to recycling centres or anywhere else batteries/accumulators are sold.

By doing so, you contribute to the conservation of our environment!



**MIPRO**<sup>®</sup>  
MICROPHONE PROFESSIONALS

**MIPRO Electronics Co., Ltd**  
Headquarters: 814 Pei-Kang Road, Chiayi, 60096, Taiwan  
Tel : +886.5.238.0809 Fax : +886.5.238.0803  
www.mipro.com.tw mipro@mipro.com.tw

All rights reserved. MN 019/01  
Do not copy or forward without prior approvals MIPRO.  
Specifications and design subject to change without notice.



2 CE5 9 5 B