


HIGH OUTPUT LED TAPE

Installation Guide



V2.0



Caution: Please read this guide carefully before installing Lyyt LED tape
Damage caused by incorrect application is not covered by the warranty

Installation

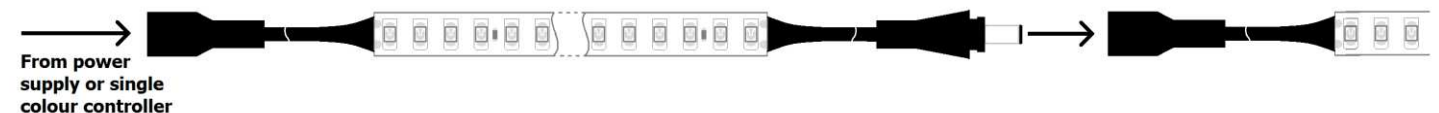
Lyyt high output LED tape is supplied on 5m reels and operates from a 24Vdc power supply. Installation should be carried out by competent electrical installers, observing the relevant electrical safety procedures. The tape has a self-adhesive backing to allow it to be easily attached to a clean, non-porous surface.

Where less than 5m of tape is needed, there are solder points as shown below, where the tape may be cut to size. These cut points will be at 5cm intervals. In order to re-connect to another length of tape after cutting, strip away the epoxy coating at the solder points and solder a wire from "+" to "+" and a wire from "-" to "-" as shown below. Some accessories are supplied with the tape reel for this purpose or alternatively, Lyyt connection clips may also be used to join lengths of tape (156.135UK – 156.140UK). In order to retain weather-proofing, it is advised to seal the cuts and joints with silicone glue.



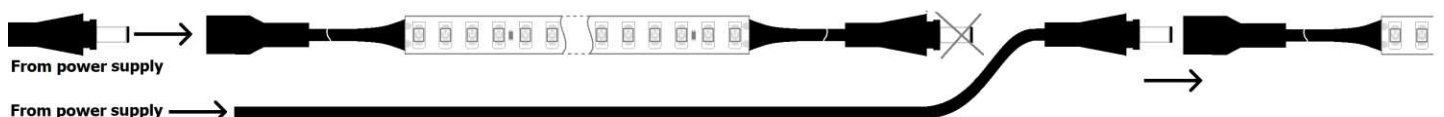
Each 5m reel of single colour LED tape is fitted with a 2.1mm DC jack socket for power input for easy connection to a power supply. This connector may be removed and stripped for bare wire connection if a 2.1mm jack is not fitted to the power supply.

If the power supply has enough capacity to power more than one reel, another reel can be connected to the end of the first reel via the 2.1mm DC jack plug.



For Lyyt high output LED tape, it is recommended to link no more than 15m of tape in sequence. Using a separate wire to loop "+" and "-" back to the power supply will help to avoid dimming at the far end through voltage drop.

To connect beyond these lengths, a parallel wire must be run from the power supply to the further reels of tape.



Power requirements

It is imperative that the power supply should have higher than the rated capacity in Amps (A) for the current required to power the length(s) of LED tape installed. Please see the table below for reference.

Tape length	5m	10m	15m	20m	25m	30m
Current	2A	4A	6A	8A	10A	12A
Suggested PSU	153.759UK	153.760UK	153.761UK	153.762UK	153.763UK	153.764UK

Lyyt high output LED strips can also be operated with Lyyt single colour 12/24V controllers, amplifiers or dimmers.

Specifications

Stock ref.	156.776UK	156.777UK	156.778UK
Colour	Warm white (3000K)	Natural white (6000K)	Cool white (6000K)
Number of LEDs	120/m		
Beam angle	140°		
Cut intervals	5cm		
Reel length	5m		
LED type	Epistar™ SMD3528		
LED spacing	8.3mm		
IP rating	IP65		
Power consumption / metre	9.6W		
Luminous flux (Lumens per metre)	720lm/m		
Light intensity per LED	2400mcd		
Cross-section	10.5 x 2.55mm		
Weight	210g		

This product is classed as Electrical or Electronic equipment and should not be disposed with other household or commercial waste at the end of its useful life. The goods must be disposed of according to your local council guidelines.

Errors and omissions excepted.

Copyright© 2023 AVSL Group Ltd, Unit 2 Bridgewater Park,
Taylor Road, Trafford Park, Manchester. M41 7JQ.

AVSL (Europe) Ltd, Unit 3D North Point House,
North Point Bus. Park, New Mallow Road, Cork, Ireland.

