

# DATASHEET BW50 - BW100 PIXELBAR



## SMART PIXLBUS

<b>Auto Setup</b>	Enumerate, address and map all connected fixtures in an automated way
<b>PixlBus</b>	Get detailed status reports from fixtures Global synchronization Detect failures Update fixture firmware

## ELECTRICAL

<b>Led</b>	RGBW, W (white: 6500K), 8bit grayscale/ color
<b>Photometric</b>	With clear cover: 311lm With stealth grey cover (=standard): 26lm Other photometric data available on request
<b>Control Protocol</b>	Lucenti PixlBus (proprietary communication bus)
<b>Pixel Count</b>	BW50: 25 pixels BW100: 50 pixels
<b>Voltage / Power</b>	BW50: 24V, 7W BW100: 24V, 14W

## FUNCTIONAL

Broken leds in bar don't cause failure of other attached devices

## CONNECTORS

<b>Pixel Input / Output</b>	Proprietary Pixlbus connector, in- and output for daisy chain of devices, small M12 connector (24V + data)
-----------------------------	--

## MECHANICAL

<b>Housing</b>	Aluminum, black powder coating Hook to mount safety cable
<b>Dimensions (L x W x H)</b>	BW 50: 500 x 20 x 39 mm BW 100: 1000 x 20 x 39 mm
<b>Weight</b>	BW 50: 550g BW 100: 1000 g
<b>Construction</b>	Outdoor, IP66
<b>Operating Temperature</b>	-20 to +40 Degrees Celsius
<b>Mounting</b>	Accessories can be mounted add the back to install the device Multiple bars can be interconnected by using coupler accessories (L, T, X, ... shape) See list of accessories for more details

## COVER

<b>Replaceable Covers</b>	Replaceable covers with quick cover replacement mechanism
<b>Cover Types</b>	Different covers available: round & square frosted covers, Clear & frosted & Stealth black flat covers
<b>Standard Cover</b>	Standard delivered with bars: Stealth black (dark grey) cover

## MAX CABLING CONSIDERATIONS

	30M in between controller and first bar and NO cable in between bars
	NO cable in between controller and first bar and 10M in between 8 BW-100 bars
	NO cable in between controller and first bar and 5M in between 16 BW-50 bars
<b>The cable lengths might be increased when using less bars or not using full output (RGBW@Full) on all bars!</b>	

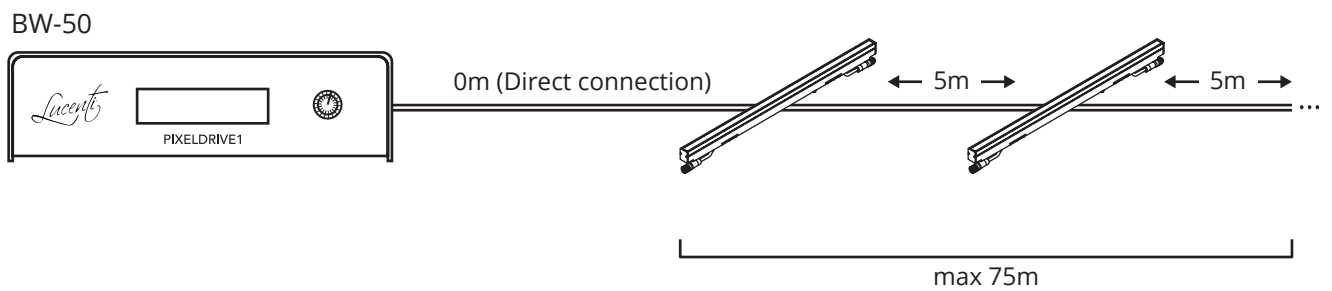
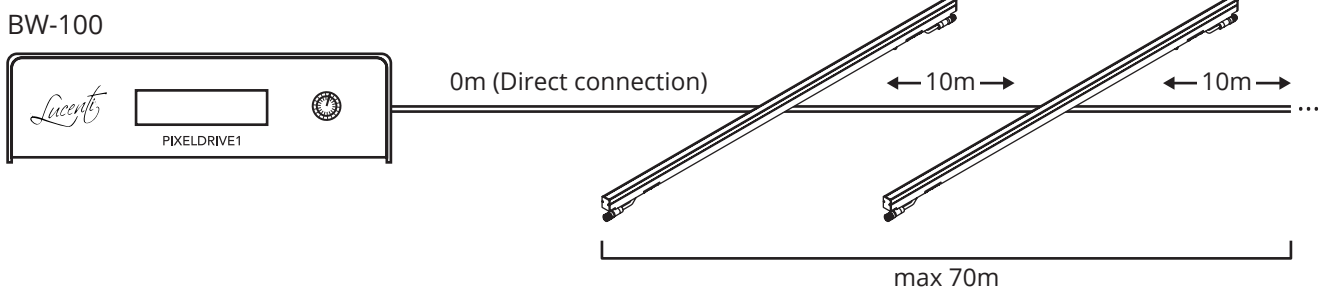
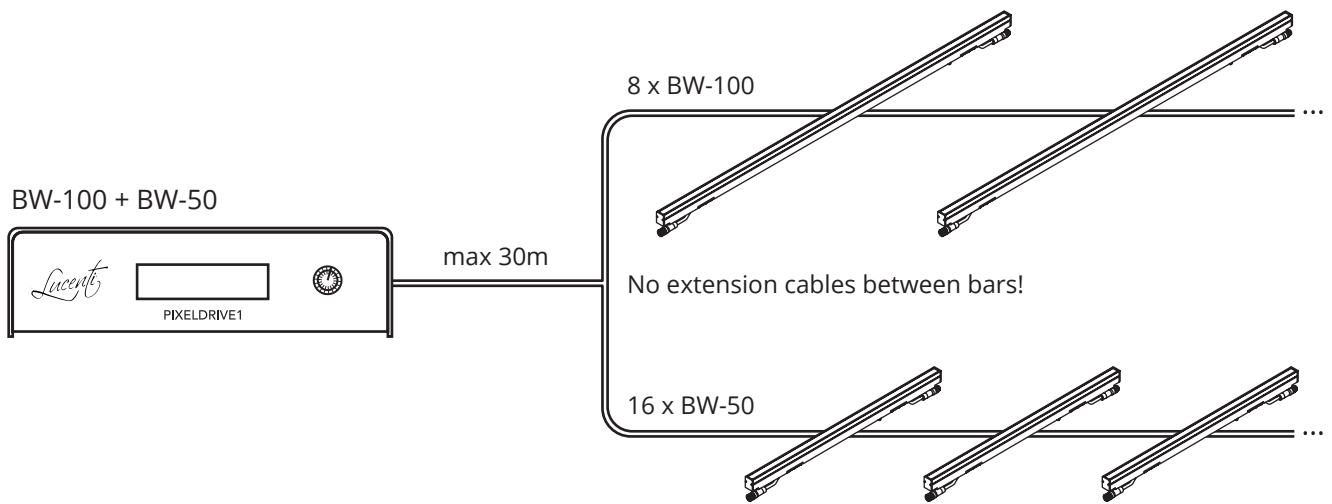
## MODELS

<b>PN</b>	LU-BW50 (50cm model) LU-BW100 (1m model)
-----------	---

## ACCESSORIES

	Mounting accessories and different covers available Extension cables at different standard lengths See product list for all accessories
--	---

All RGBW pixels full on @ 100%



# BW PIXEL BAR DIMENSIONS

