

PHOTOMETRICS REPORT

OVATION

E-260WW IP



Table of Contents

1. Testing Process	1
2. Photometric Reports	2
50° Lens – Full Power	2
Report Summary	2
Overall Measurement	2
Beam Details	3
Polar Diagrams	4
36° Lens – Full Power	5
Report Summary	5
Overall Measurement	5
Beam Details	6
Polar Diagrams	7
26° Lens – Full Power	8
Report Summary	8
Overall Measurement	8
Beam Details	9
Polar Diagrams	10
19° Lens – Full Power	11
Report Summary	11
Overall Measurement	11
Beam Details	12
Polar Diagrams	13
14° Lens – Full Power	14
Report Summary	14
Overall Measurement	14
Beam Details	15
Polar Diagrams	16

10° Lens – Full Power	17
Report Summary	17
Overall Measurement	17
Beam Details	18
Polar Diagrams	19
5° Lens – Full Power	20
Report Summary	20
Overall Measurement	20
Beam Details	21
Polar Diagrams	22
25–50% Zoom Lens – 50°– Full Power	23
Report Summary	23
Overall Measurement	23
Beam Details	24
Polar Diagrams	25
25–50% Zoom Lens – 25°– Full Power	26
Report Summary	26
Overall Measurement	26
Beam Details	27
Polar Diagrams	28
15–30% Zoom Lens – 30°– Full Power	29
Report Summary	29
Overall Measurement	29
Beam Details	30
Polar Diagrams	31
15–30% Zoom Lens – 15°– Full Power	32
Report Summary	32
Overall Measurement	32
Beam Details	33
Polar Diagrams	34

3. Chromaticity Reports	35
Full Power	35
Report Summary	35
Chromaticity	36
TM-30-18 Details	37
4. Contact Us	38

Testing Process

Total Illuminance Measurements

Illuminance is measured using the Viso Systems LabSpion[®], which takes multiple measurements across a light beam to calculate the total delivered lumens, beam, and field of a product. These values can be described as the empirical output of the product as it projects from the lens or lenses. All photometric data contained in this report are obtained from the actual illuminance of the tested Chauvet light source and are never theoretical values derived from calculations.

Testing Lab Equipment and Process

The Chauvet headquarters in Sunrise, Florida has a climate- and light-controlled photometric testing laboratory where Chauvet products are analyzed and photometric data are measured using the Viso Systems LabSpion[®] light measurement solution.

This system includes a spectrometer sensor, which measures the precise light and color output of the fixture, and a two-axis goniometer, which rotates the product to allow for multi-angle and multi-directional measurement. The Viso Light Inspector software then collects and summarizes the data. From the data gathered, the software can also measure the beam and field angles, accurate color temperature, color quality, and illuminance at multiple distances. The custom-built, Chauvet-specific template presents this information in the photometric and chromaticity reports that follow.

IES (Illuminating Engineering Society) files, an industry-standard file format, are also generated from each test for easy distribution of photometric data.

Several light meters are also used for specific products or to recheck for precision. Accuracy is verified using one or more of the devices listed below:

- Sekonic SpectroMaster C-700-U
- EXTECH HD450 Datalogging Heavy Duty Light Meter
- Asensetek Essence Lighting Passport

To ensure accurate measurements in every photometric or chromaticity test, Chauvet routinely calibrates the LabSpion[®] system every six months as recommended by Viso Systems.

Photometric Report

Ovation E-260WW IP: 50deg Lens, Full Power

Report Summary

Output

Total Lumens: 12258 lm
Peak Intensity: 40421 cd
Illuminance @ 5m: 1613 lux
Fixture Efficacy: 53 lm/W

Optical

Horizontal Beam Angle (50%): 31°
Vertical Beam Angle (50%): 30.8°
Horizontal Field Angle (10%): 52.5°
Vertical Field Angle (10%): 52.6°
Horizontal Cutoff Angle (3%): 55.8°
Vertical Cutoff Angle (3%): 55.7°

Conditions

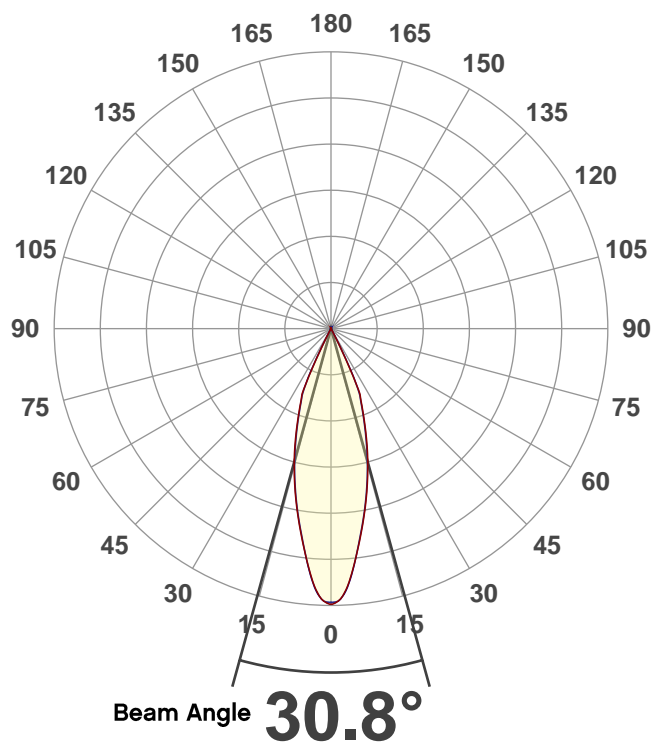
AC Supply: 118 V, 60 Hz
Power: 234.18 W
Current: 1.98 A
Power Factor: 0.99



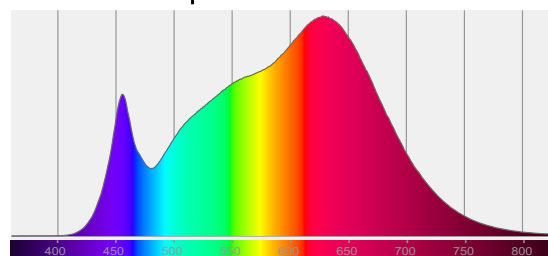
This data sheet conforms to American National Standard E1.9 – 2007 (R2017). All data was measured and calculated by a Viso Systems LabSpion Goniometer at the Chauvet PD Optics Laboratory in Sunrise, FL on 10/2/2019 to LM-63-2002 Standards.

Overall Measurement

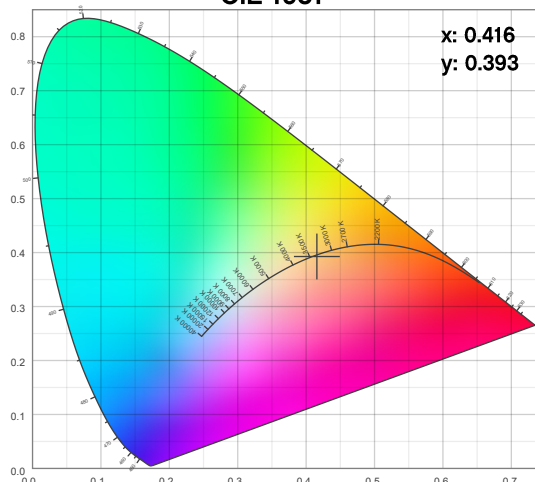
Angular Beam Distribution



Spectral Distribution



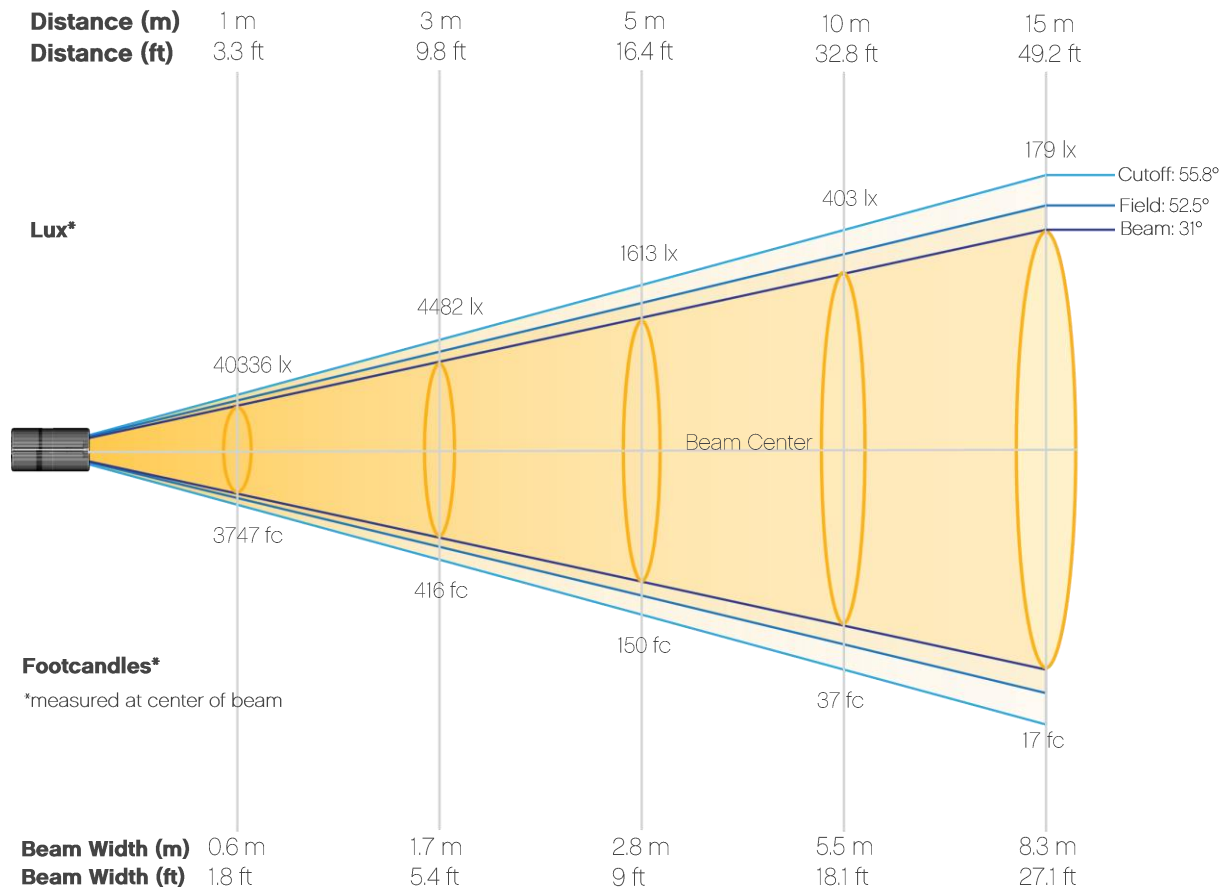
CIE 1931



Photometric Report

Ovation E-260WW IP: 50deg Lens, Full Power

Beam Details

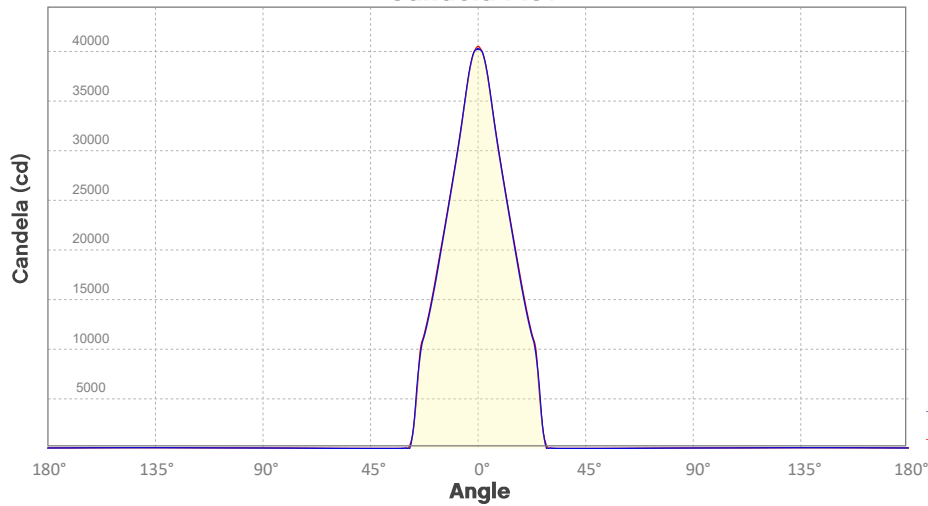


Beam Illuminances from 1-20m (3.3-65.6ft)

Distance	1m	2m	3m	4m	5m	6m	7m	8m	9m	10m
Lux	40336	10084	4482	2521	1613	1120	823	630	498	403
Distance	11m	12m	13m	14m	15m	16m	17m	18m	19m	20m
Lux	333	280	239	206	179	158	140	124	112	101
Distance	3.3ft	6.6ft	9.8ft	13.1ft	16.4ft	19.7ft	23ft	26.2ft	29.5ft	32.8ft
FC	3747	937	416	234	150	104	76	59	46	37
Distance	36.1ft	39.4ft	42.7ft	45.9ft	49.2ft	52.5ft	55.8ft	59.1ft	62.3ft	65.6ft
FC	31	26	22	19	17	15	13	12	10	9

Photometric Report

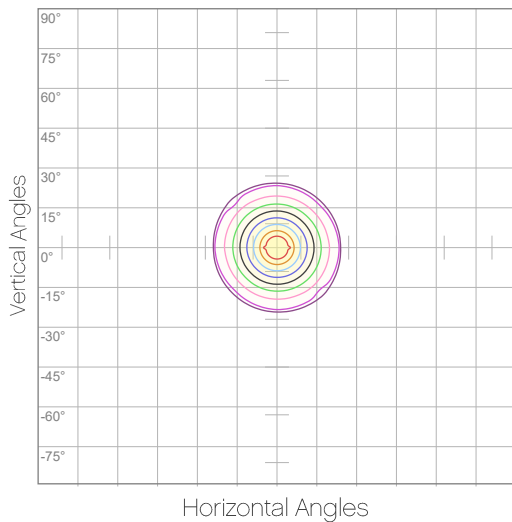
Ovation E-260WW IP: 50deg Lens, Full Power
Candela Plot



Beam Angle (50%): 30.8°
Field Angle (10%): 52.5°
Cutoff Angle (3%): 55.7°

— Horizontal Distribution
— Vertical Distribution

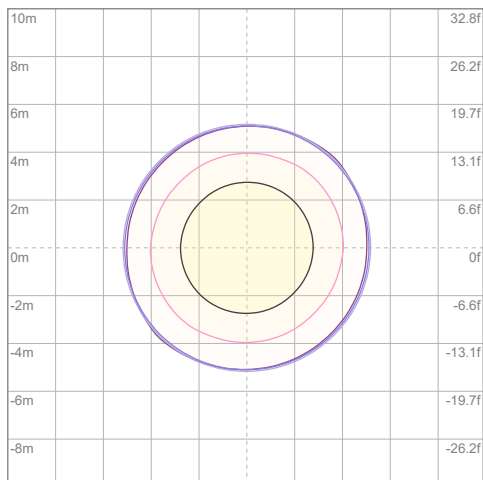
Polar Diagrams



iso-candela Diagram

10%	4034 cd
20%	8067 cd
30%	12101 cd
40%	16134 cd
50%	20168 cd
60%	24201 cd
70%	28235 cd
80%	32269 cd
90%	36302 cd

Conditions:
Number of c-planes: 8
Candela at center: 40336 cd



iso-illuminance Diagram

3%	121 lx
5%	202 lx
10%	403 lx
30%	121 lx
50%	202 lx

Conditions:
Number of c-planes: 8
Lux at center: 403 lx

Lux distribution on a surface when lamp is mounted at 10 meters from the surface.

Mounting height: 10 meters / 33 feet

Photometric Report

Ovation E-260WW IP: 36deg Lens, Full Power

Report Summary

Output

Total Lumens: 12793 lm
Peak Intensity: 94029 cd
Illuminance @ 5m: 3755 lux
Fixture Efficacy: 55 lm/W

Optical

Horizontal Beam Angle (50%): 20.5°
Vertical Beam Angle (50%): 20.4°
Horizontal Field Angle (10%): 35°
Vertical Field Angle (10%): 35°
Horizontal Cutoff Angle (3%): 37.1°
Vertical Cutoff Angle (3%): 36.8°

Conditions

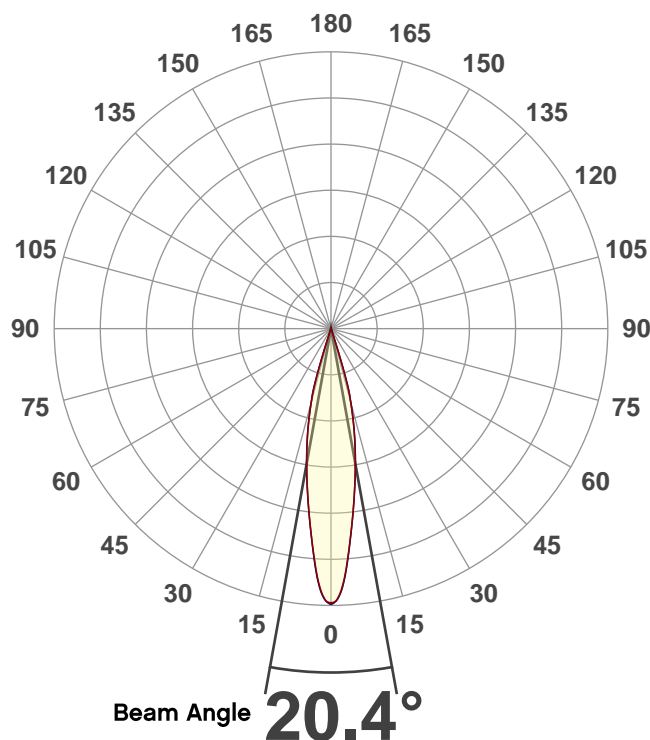
AC Supply: 118 V, 60 Hz
Power: 234.29 W
Current: 1.98 A
Power Factor: 0.99



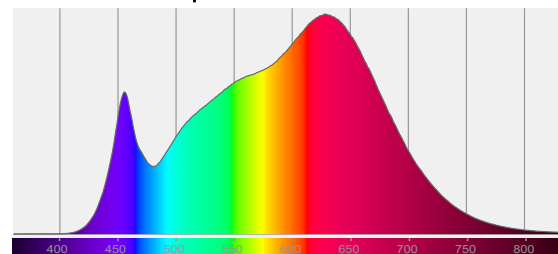
This data sheet conforms to American National Standard E1.9 – 2007 (R2017). All data was measured and calculated by a Viso Systems LabSpion Goniometer at the Chauvet PD Optics Laboratory in Sunrise, FL on 10/2/2019 to LM-63-2002 Standards.

Overall Measurement

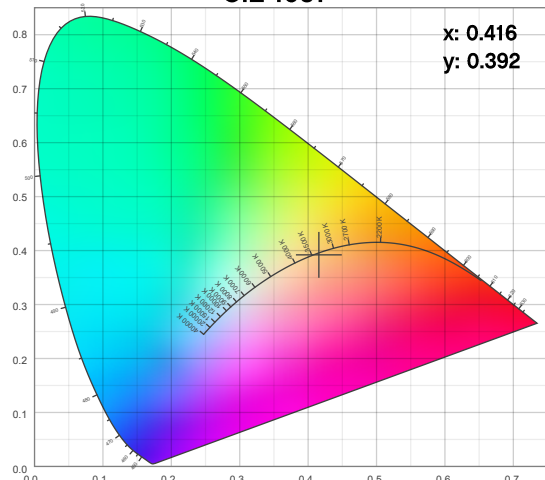
Angular Beam Distribution



Spectral Distribution



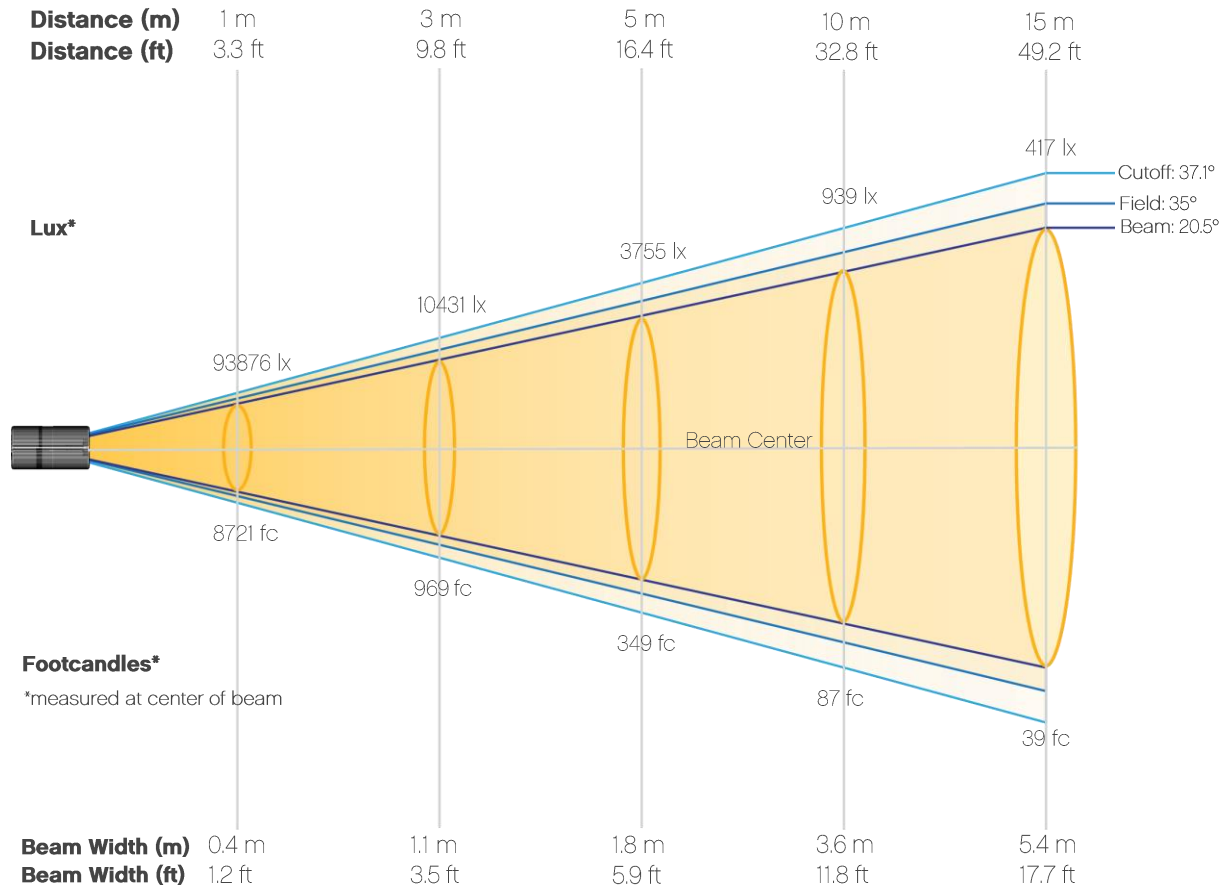
CIE 1931



Photometric Report

Ovation E-260WW IP: 36deg Lens, Full Power

Beam Details

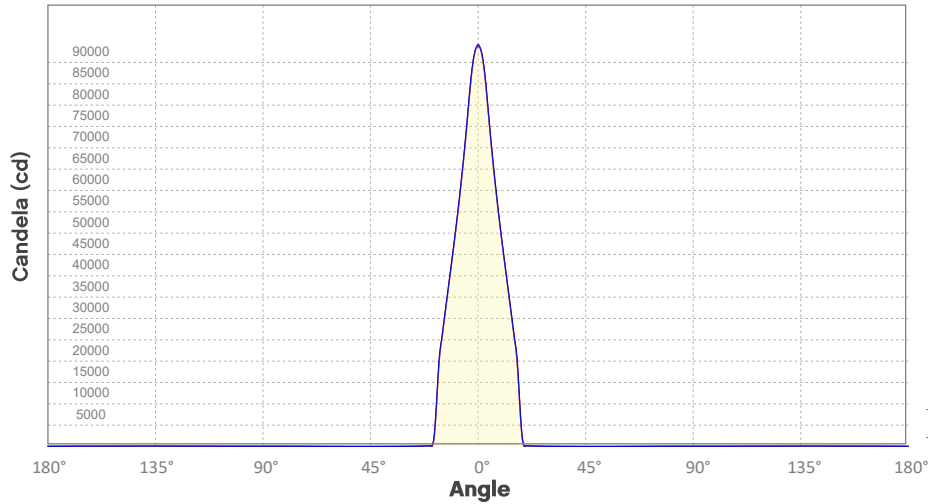


Beam luminances from 1-20m (3.3-65.6ft)

Distance	1m	2m	3m	4m	5m	6m	7m	8m	9m	10m
Lux	93876	23469	10431	5867	3755	2608	1916	1467	1159	939
Distance	11m	12m	13m	14m	15m	16m	17m	18m	19m	20m
Lux	776	652	555	479	417	367	325	290	260	235
Distance	3.3ft	6.6ft	9.8ft	13.1ft	16.4ft	19.7ft	23ft	26.2ft	29.5ft	32.8ft
FC	8721	2180	969	545	349	242	178	136	108	87
Distance	36.1ft	39.4ft	42.7ft	45.9ft	49.2ft	52.5ft	55.8ft	59.1ft	62.3ft	65.6ft
FC	72	61	52	44	39	34	30	27	24	22

Photometric Report

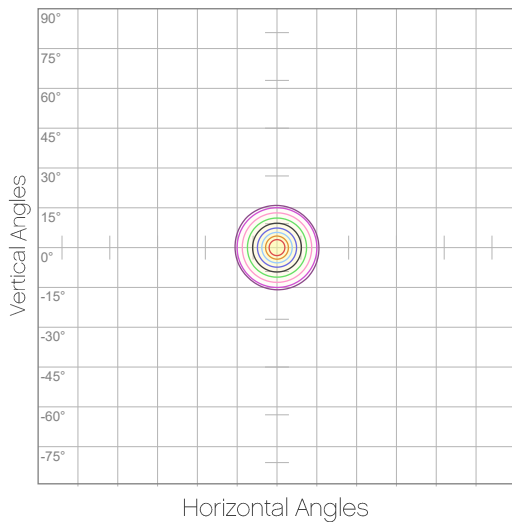
Ovation E-260WW IP: 36deg Lens, Full Power
Candela Plot



Beam Angle (50%): 20.4°
Field Angle (10%): 35°
Cutoff Angle (3%): 36.9°

— Horizontal Distribution
— Vertical Distribution

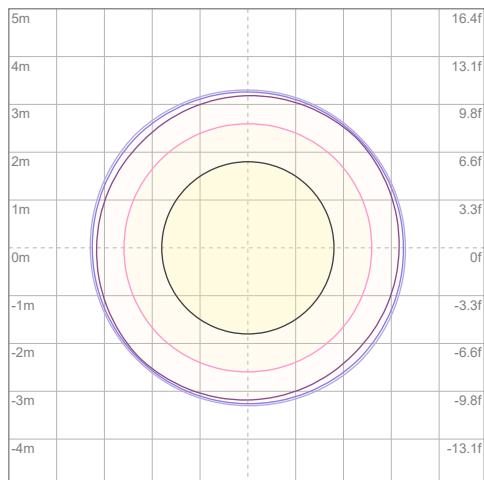
Polar Diagrams



iso-candela Diagram

10%	9388 cd
20%	18775 cd
30%	28163 cd
40%	37550 cd
50%	46938 cd
60%	56326 cd
70%	65713 cd
80%	75101 cd
90%	84488 cd

Conditions:
Number of c-planes: 8
Candela at center: 93876 cd



iso-illuminance Diagram

3%	28.2 lx
5%	46.9 lx
10%	93.9 lx
30%	282 lx
50%	469 lx

Conditions:
Number of c-planes: 8
Lux at center: 939 lx

Lux distribution on a surface when lamp is mounted at 10 meters from the surface.

Mounting height: 10 meters / 33 feet

Photometric Report

Ovation E-260WW IP: 26deg Lens, Full Power

Report Summary

Output

Total Lumens: 12455 lm
Peak Intensity: 145738 cd
Illuminance @ 5m: 5817 lux
Fixture Efficacy: 54 lm/W

Optical

Horizontal Beam Angle (50%): 16.6°
Vertical Beam Angle (50%): 16.4°
Horizontal Field Angle (10%): 26.5°
Vertical Field Angle (10%): 26.9°
Horizontal Cutoff Angle (3%): 27.9°
Vertical Cutoff Angle (3%): 27.9°

Conditions

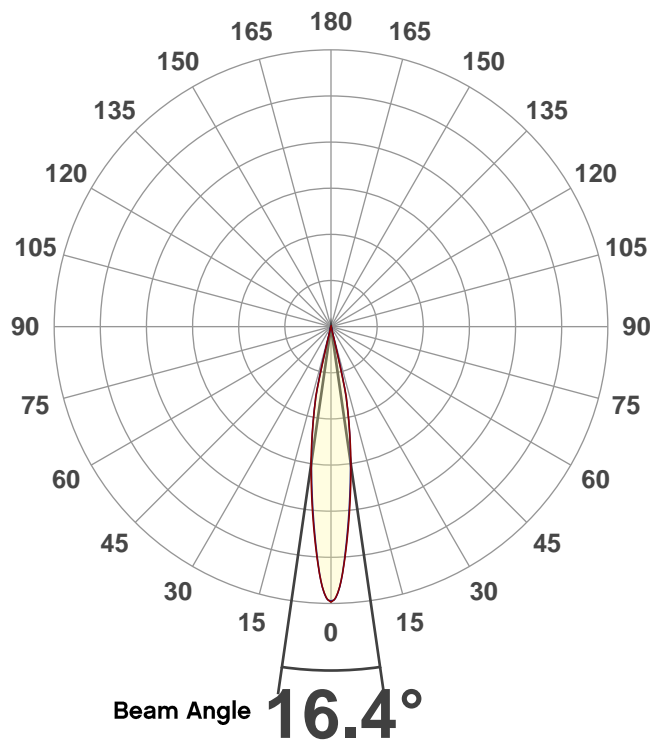
AC Supply: 118 V, 60.1 Hz
Power: 234.07 W
Current: 1.98 A
Power Factor: 0.99



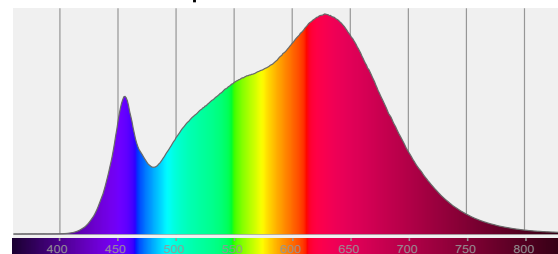
This data sheet conforms to American National Standard E1.9 – 2007 (R2017). All data was measured and calculated by a Viso Systems LabSpion Goniometer at the Chauvet PD Optics Laboratory in Sunrise, FL on 10/2/2019 to LM-63-2002 Standards.

Overall Measurement

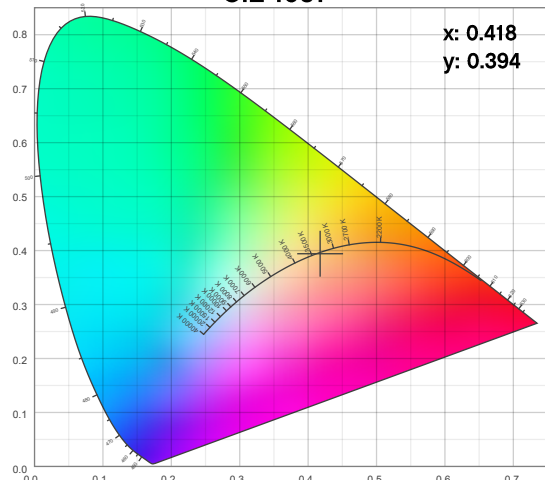
Angular Beam Distribution



Spectral Distribution



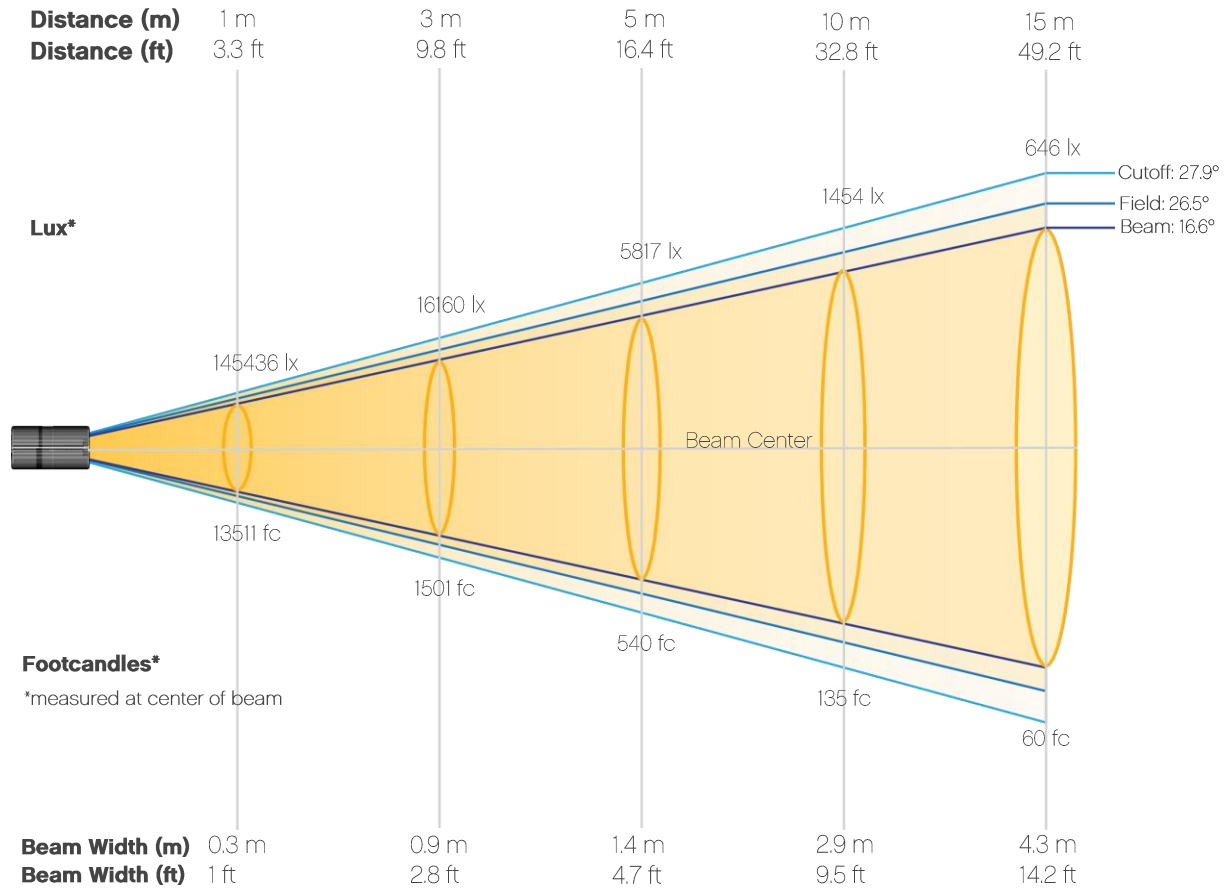
CIE 1931



Photometric Report

Ovation E-260WW IP: 26deg Lens, Full Power

Beam Details

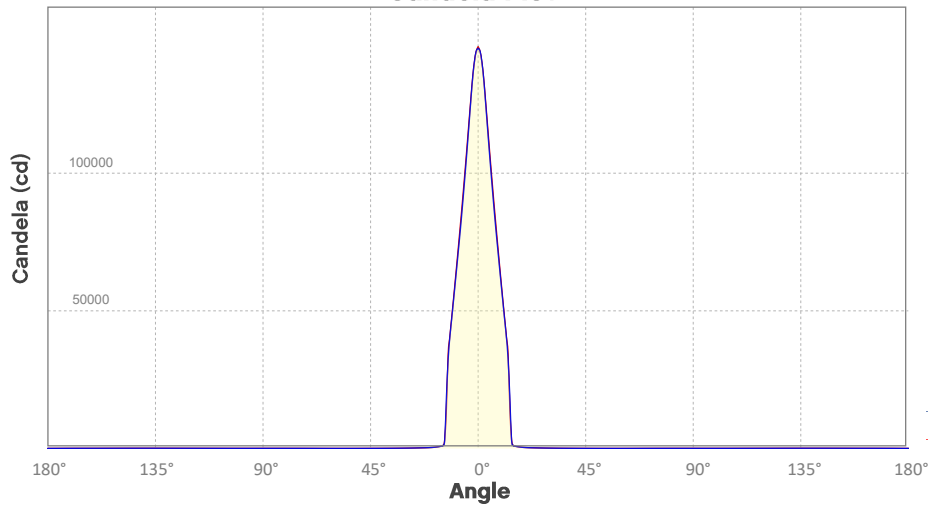


Beam Illuminances from 1-20m (3.3-65.6ft)

Distance	1m	2m	3m	4m	5m	6m	7m	8m	9m	10m
Lux	145436	36359	16160	9090	5817	4040	2968	2272	1796	1454
Distance	11m	12m	13m	14m	15m	16m	17m	18m	19m	20m
Lux	1202	1010	861	742	646	568	503	449	403	364
Distance	3.3ft	6.6ft	9.8ft	13.1ft	16.4ft	19.7ft	23ft	26.2ft	29.5ft	32.8ft
FC	13511	3378	1501	844	540	375	276	211	167	135
Distance	36.1ft	39.4ft	42.7ft	45.9ft	49.2ft	52.5ft	55.8ft	59.1ft	62.3ft	65.6ft
FC	112	94	80	69	60	53	47	42	37	34

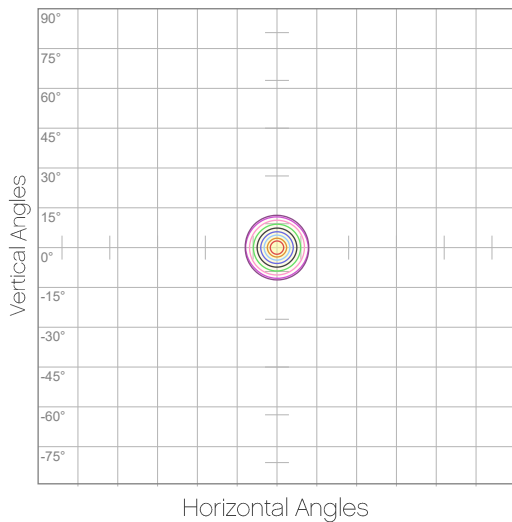
Photometric Report

Ovation E-260WW IP: 26deg Lens, Full Power
Candela Plot



Beam Angle (50%): 16.4°
Field Angle (10%): 26.7°
Cutoff Angle (3%): 28°

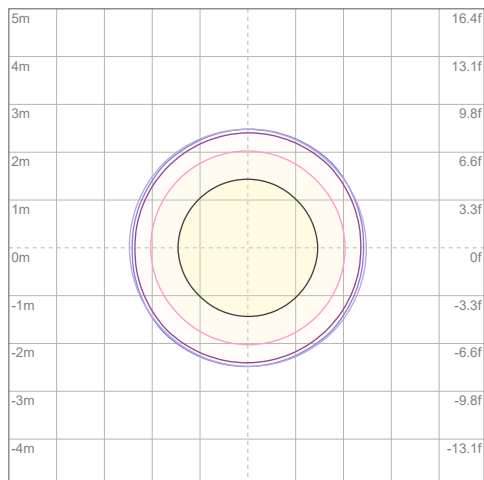
Polar Diagrams



iso-candela Diagram

10%	14544 cd
20%	29087 cd
30%	43631 cd
40%	58174 cd
50%	72718 cd
60%	87262 cd
70%	101805 cd
80%	116349 cd
90%	130892 cd

Conditions:
Number of c-planes: 8
Candela at center: 145436 cd



iso-illuminance Diagram

3%	43.6 lx
5%	72.7 lx
10%	145 lx
30%	436 lx
50%	727 lx

Conditions:
Number of c-planes: 8
Lux at center: 1454 lx

Lux distribution on a surface when lamp is mounted at 10 meters from the surface.

Mounting height: 10 meters / 33 feet

Photometric Report

Ovation E-260WW IP: 19deg Lens, Full Power

Report Summary

Output

Total Lumens: 10546 lm
Peak Intensity: 199757 cd
Illuminance @ 5m: 7983 lux
Fixture Efficacy: 45 lm/W

Optical

Horizontal Beam Angle (50%): 13.9°
Vertical Beam Angle (50%): 13.9°
Horizontal Field Angle (10%): 19.7°
Vertical Field Angle (10%): 19.7°
Horizontal Cutoff Angle (3%): 20.8°
Vertical Cutoff Angle (3%): 20.7°

Conditions

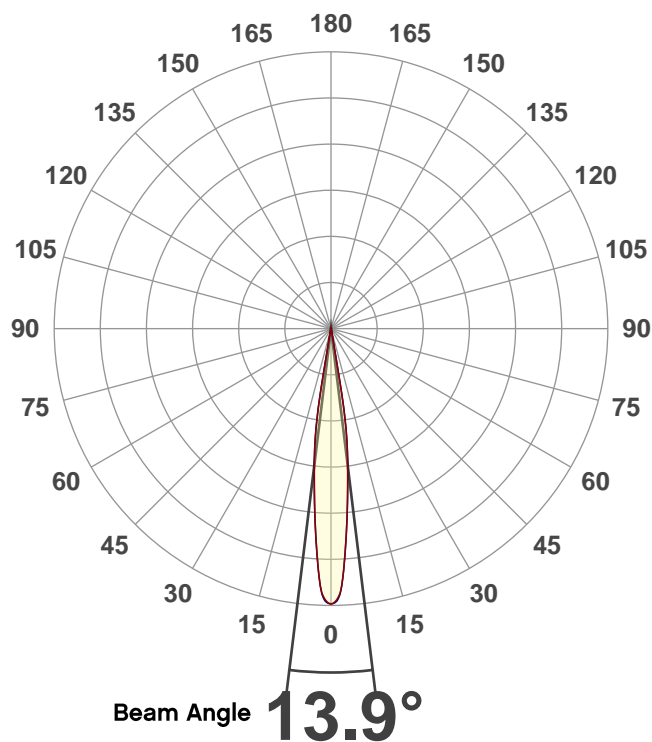
AC Supply: 118 V, 60 Hz
Power: 234.55 W
Current: 1.99 A
Power Factor: 0.99



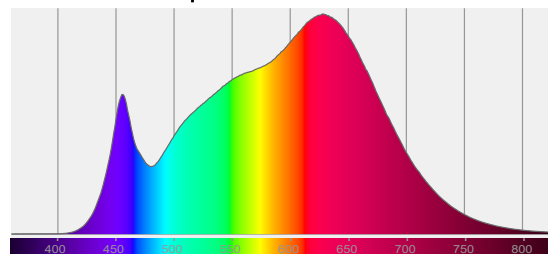
This data sheet conforms to American National Standard E1.9 – 2007 (R2017). All data was measured and calculated by a Viso Systems LabSpion Goniometer at the Chauvet PD Optics Laboratory in Sunrise, FL on 10/2/2019 to LM-63-2002 Standards.

Overall Measurement

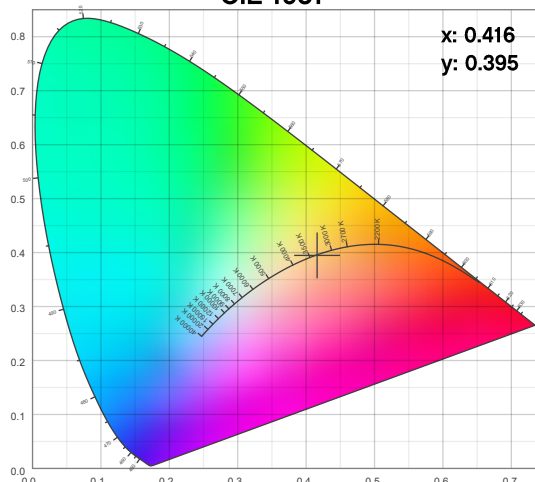
Angular Beam Distribution



Spectral Distribution



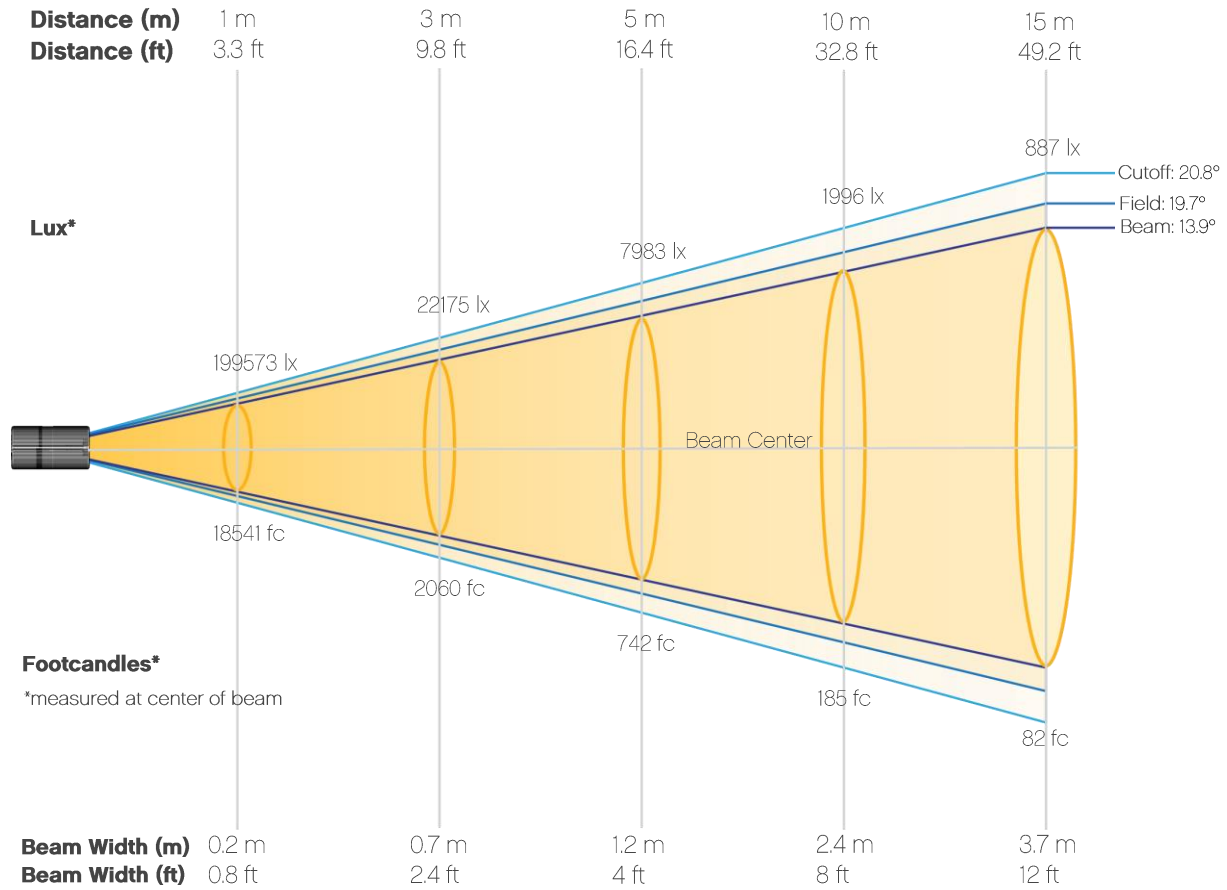
CIE 1931



Photometric Report

Ovation E-260WW IP: 19deg Lens, Full Power

Beam Details



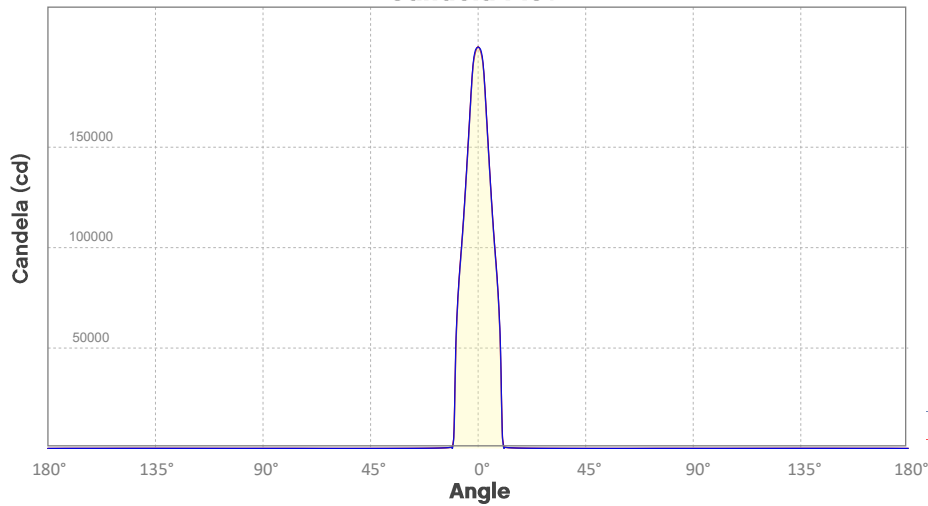
Beam Illuminances from 1-20m (3.3-65.6ft)

Distance	1m	2m	3m	4m	5m	6m	7m	8m	9m	10m
Lux	199573	49893	22175	12473	7983	5544	4073	3118	2464	1996
Distance	11m	12m	13m	14m	15m	16m	17m	18m	19m	20m
Lux	1649	1386	1181	1018	887	780	691	616	553	499
Distance	3.3ft	6.6ft	9.8ft	13.1ft	16.4ft	19.7ft	23ft	26.2ft	29.5ft	32.8ft
FC	18541	4635	2060	1159	742	515	378	290	229	185
Distance	36.1ft	39.4ft	42.7ft	45.9ft	49.2ft	52.5ft	55.8ft	59.1ft	62.3ft	65.6ft
FC	153	129	110	95	82	72	64	57	51	46

Photometric Report

Ovation E-260WW IP: 19deg Lens, Full Power

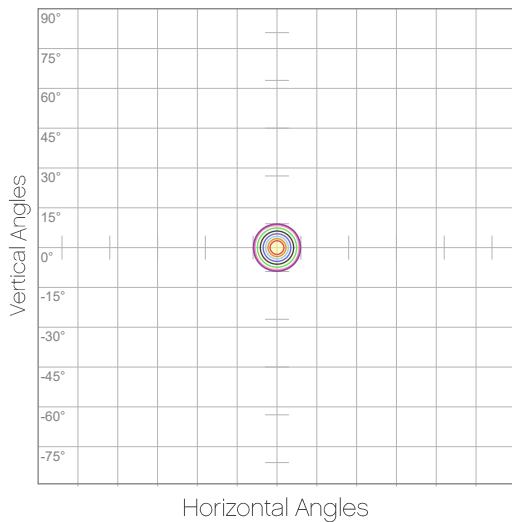
Candela Plot



Beam Angle (50%): 13.9°
Field Angle (10%): 19.8°
Cutoff Angle (3%): 20.7°

— Horizontal Distribution
— Vertical Distribution

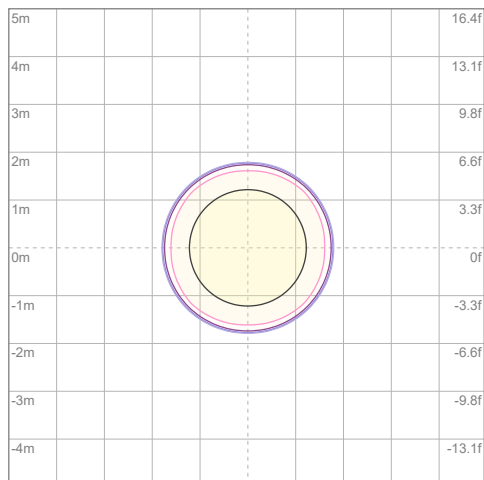
Polar Diagrams



iso-candela Diagram

10%	19957 cd
20%	39915 cd
30%	59872 cd
40%	79829 cd
50%	99786 cd
60%	119744 cd
70%	139701 cd
80%	159658 cd
90%	179616 cd

Conditions:
Number of c-planes: 8
Candela at center: 199573 cd



iso-illuminance Diagram

3%	59.9 lx
5%	99.8 lx
10%	200 lx
30%	599 lx
50%	998 lx

Conditions:
Number of c-planes: 8
Lux at center: 1996 lx

Lux distribution on a surface when lamp is mounted at 10 meters from the surface.

Mounting height: 10 meters / 33 feet

Photometric Report

Ovation E-260WW IP: 14deg Lens, Full Power

Report Summary

Output

Total Lumens: 11308 lm
Peak Intensity: 316195 cd
Illuminance @ 5m: 12648 lux
Fixture Efficacy: 47 lm/W

Optical

Horizontal Beam Angle (50%): 11.6°
Vertical Beam Angle (50%): 11.6°
Horizontal Field Angle (10%): 15.6°
Vertical Field Angle (10%): 15.6°
Horizontal Cutoff Angle (3%): 17.2°
Vertical Cutoff Angle (3%): 17.2°

Conditions

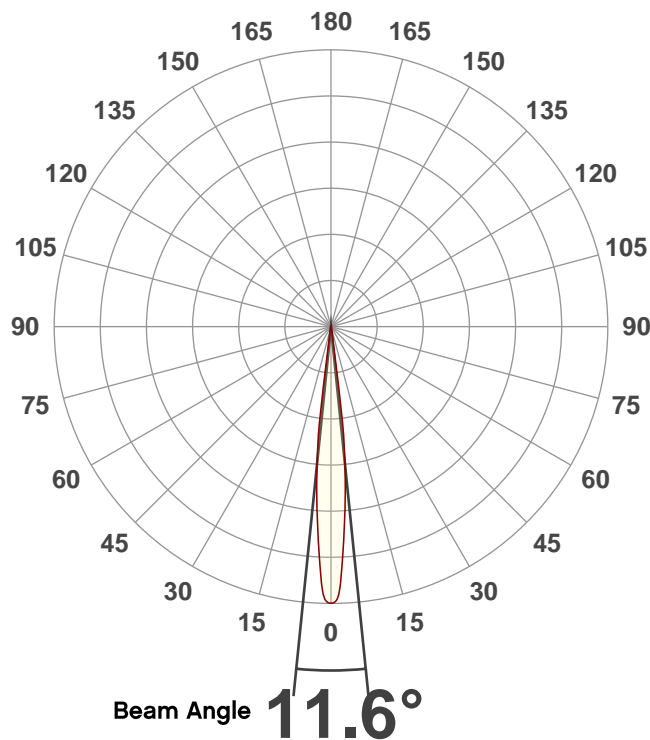
AC Supply: 118 V, 60 Hz
Power: 241.87 W
Current: 2.05 A
Power Factor: 0.99



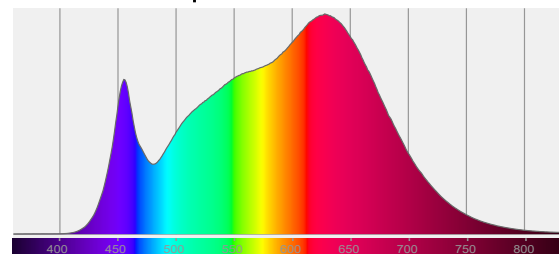
This data sheet conforms to American National Standard E1.9 – 2007 (R2017). All data was measured and calculated by a Viso Systems LabSpion Goniometer at the Chauvet PD Optics Laboratory in Sunrise, FL on 2/5/2020 to LM-63-2002 Standards.

Overall Measurement

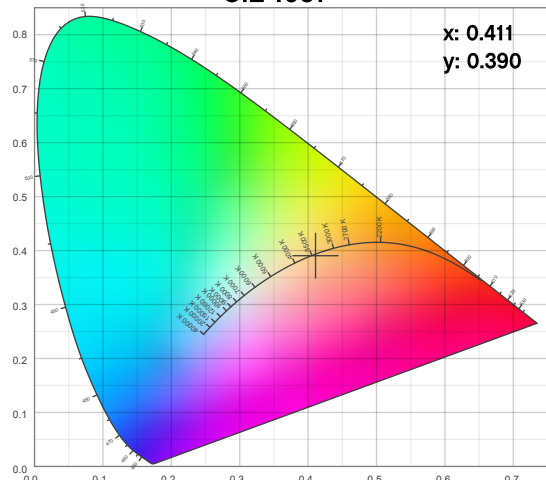
Angular Beam Distribution



Spectral Distribution



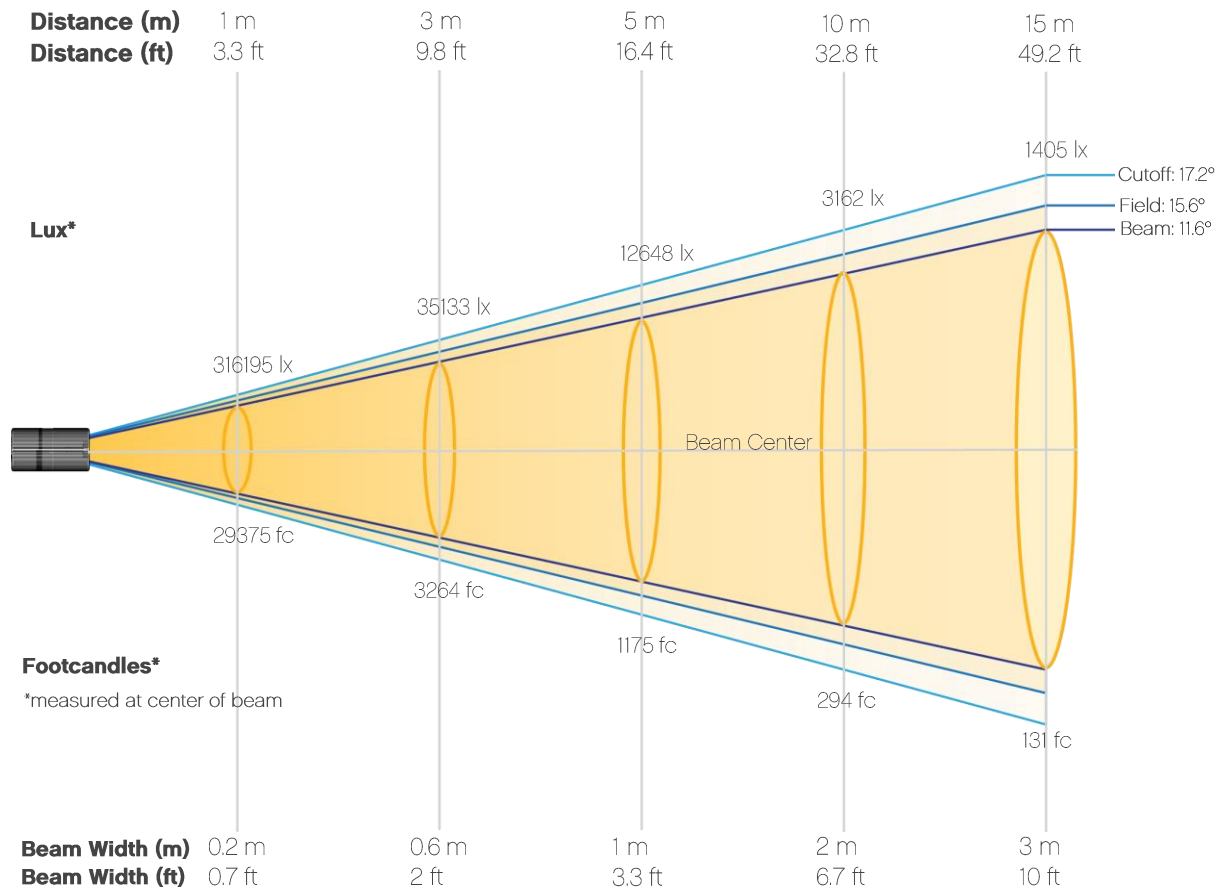
CIE 1931



Photometric Report

Ovation E-260WW IP: 14deg Lens, Full Power

Beam Details



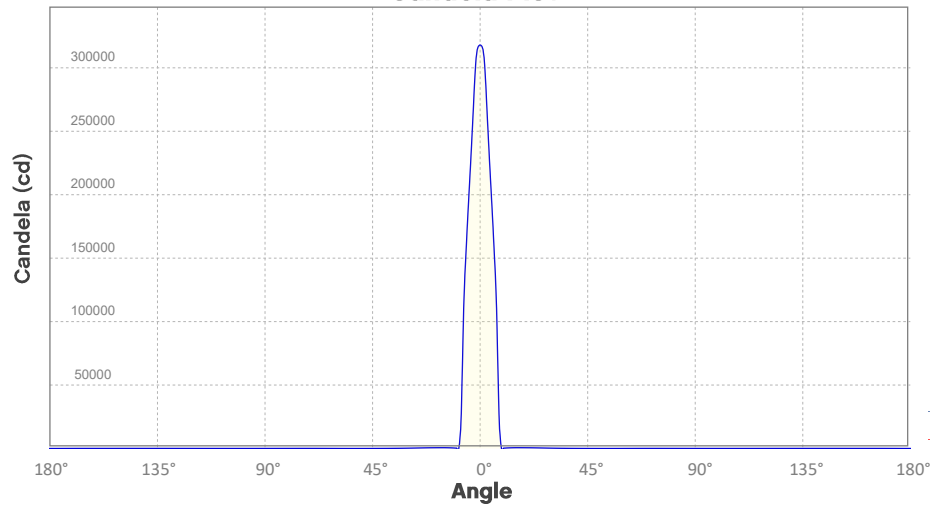
Beam Illuminances from 1-20m (3.3-65.6ft)

Distance	1m	2m	3m	4m	5m	6m	7m	8m	9m	10m
Lux	316195	79049	35133	19762	12648	8783	6453	4941	3904	3162
Distance	11m	12m	13m	14m	15m	16m	17m	18m	19m	20m
Lux	2613	2196	1871	1613	1405	1235	1094	976	876	790
Distance	3.3ft	6.6ft	9.8ft	13.1ft	16.4ft	19.7ft	23ft	26.2ft	29.5ft	32.8ft
FC	29375	7344	3264	1836	1175	816	599	459	363	294
Distance	36.1ft	39.4ft	42.7ft	45.9ft	49.2ft	52.5ft	55.8ft	59.1ft	62.3ft	65.6ft
FC	243	204	174	150	131	115	102	91	81	73

Photometric Report

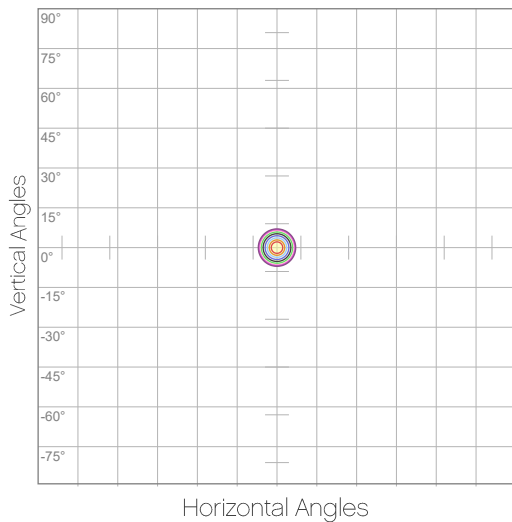
Ovation E-260WW IP: 14deg Lens, Full Power

Candela Plot



Beam Angle (50%): 11.6°
Field Angle (10%): 15.6°
Cutoff Angle (3%): 17.2°

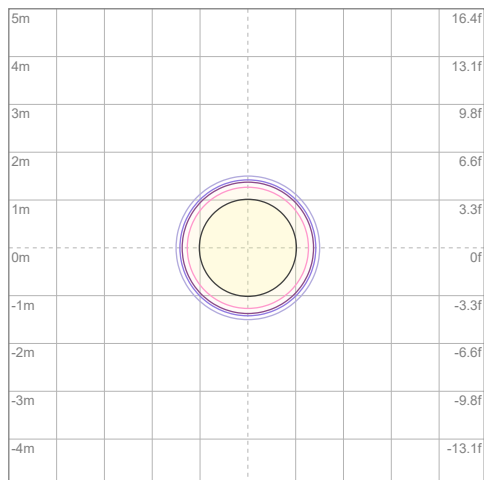
Polar Diagrams



iso-candela Diagram

10%	31619 cd
20%	63239 cd
30%	94858 cd
40%	126478 cd
50%	158097 cd
60%	189717 cd
70%	221336 cd
80%	252956 cd
90%	284575 cd

Conditions:
Number of c-planes: 2
Candela at center: 316195 cd



iso-illuminance Diagram

3%	94.9 lx
5%	158 lx
10%	316 lx
30%	949 lx
50%	1581 lx

Conditions:
Number of c-planes: 2
Lux at center: 3162 lx

Lux distribution on a surface when lamp is mounted at 10 meters from the surface.

Mounting height: 10 meters / 33 feet

Photometric Report

Ovation E-260WW IP: 10deg Lens, Full Power

Report Summary

Output

Total Lumens: 10047 lm
Peak Intensity: 593685 cd
Illuminance @ 5m: 23747 lux
Fixture Efficacy: 42 lm/W

Optical

Horizontal Beam Angle (50%): 7.4°
Vertical Beam Angle (50%): 7.4°
Horizontal Field Angle (10%): 11.3°
Vertical Field Angle (10%): 11.3°
Horizontal Cutoff Angle (3%): 12°
Vertical Cutoff Angle (3%): 12°

Conditions

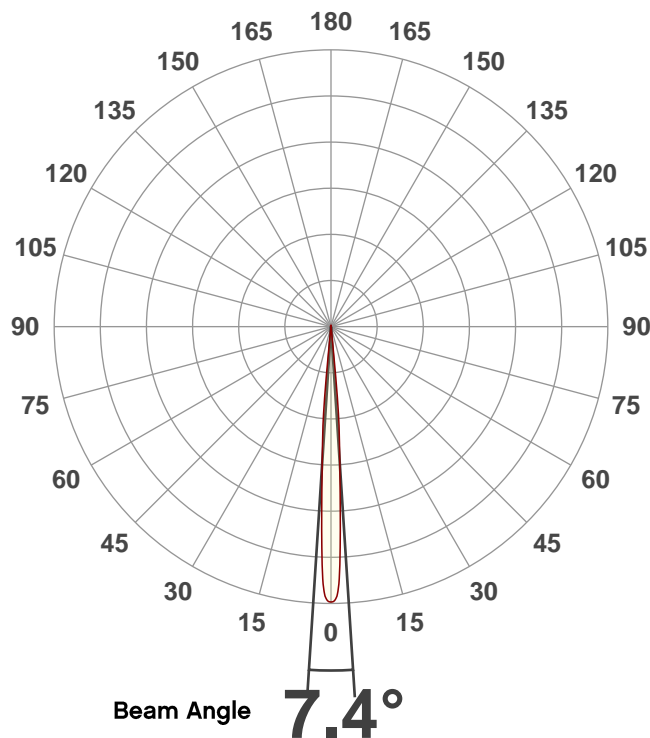
AC Supply: 117 V, 60.1 Hz
Power: 239.88 W
Current: 2.05 A
Power Factor: 0.99



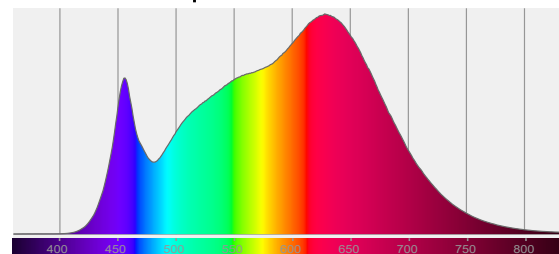
This data sheet conforms to American National Standard E1.9 – 2007 (R2017). All data was measured and calculated by a Viso Systems LabSpion Goniometer at the Chauvet PD Optics Laboratory in Sunrise, FL on 2/5/2020 to LM-63-2002 Standards.

Overall Measurement

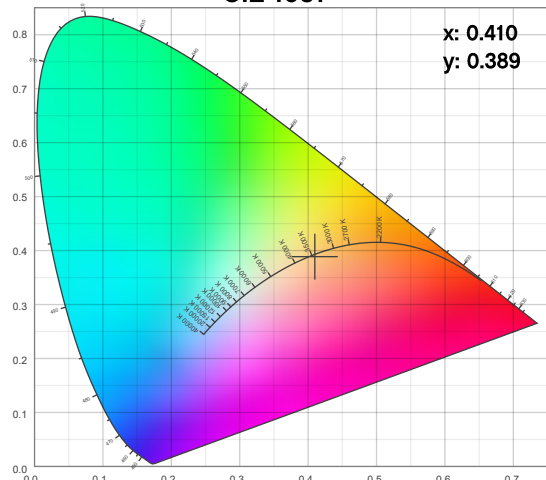
Angular Beam Distribution



Spectral Distribution



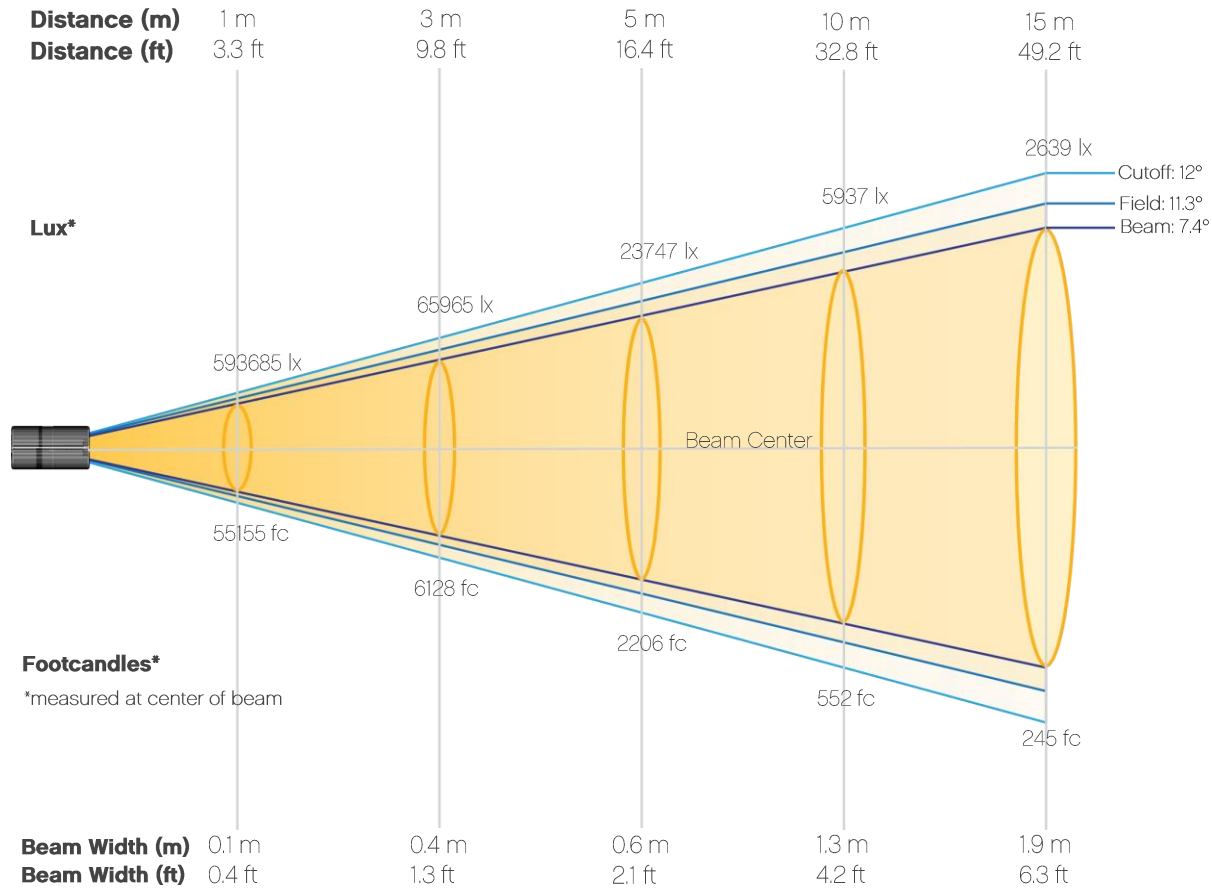
CIE 1931



Photometric Report

Ovation E-260WW IP: 10deg Lens, Full Power

Beam Details



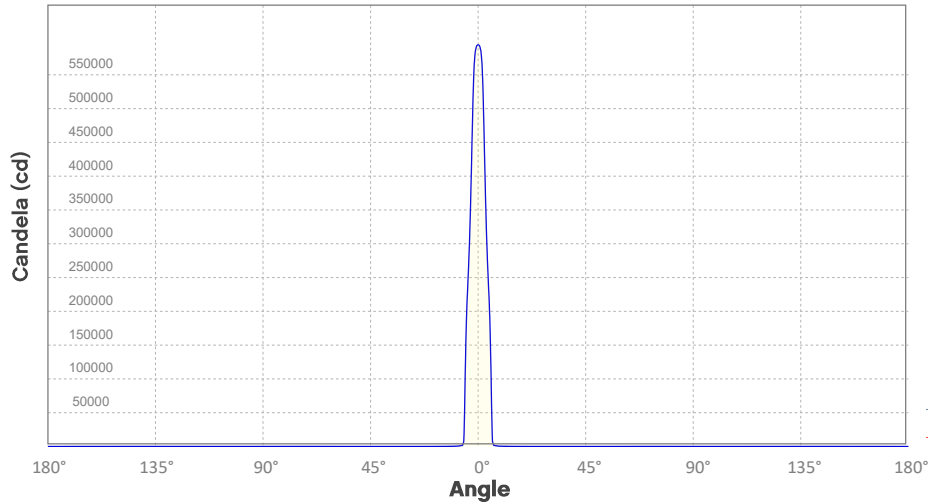
Beam Illuminances from 1-20m (3.3-65.6ft)

Distance	1m	2m	3m	4m	5m	6m	7m	8m	9m	10m
Lux	593685	148421	65965	37105	23747	16491	12116	9276	7329	5937
Distance	11m	12m	13m	14m	15m	16m	17m	18m	19m	20m
Lux	4906	4123	3513	3029	2639	2319	2054	1832	1645	1484
Distance	3.3ft	6.6ft	9.8ft	13.1ft	16.4ft	19.7ft	23ft	26.2ft	29.5ft	32.8ft
FC	55155	13789	6128	3447	2206	1532	1126	862	681	552
Distance	36.1ft	39.4ft	42.7ft	45.9ft	49.2ft	52.5ft	55.8ft	59.1ft	62.3ft	65.6ft
FC	456	383	326	281	245	215	191	170	153	138

Photometric Report

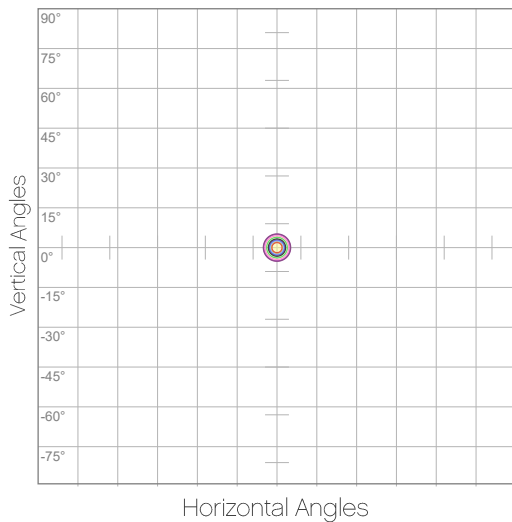
Ovation E-260WW IP: 10deg Lens, Full Power

Candela Plot



Beam Angle (50%): 7.4°
Field Angle (10%): 11.3°
Cutoff Angle (3%): 12°

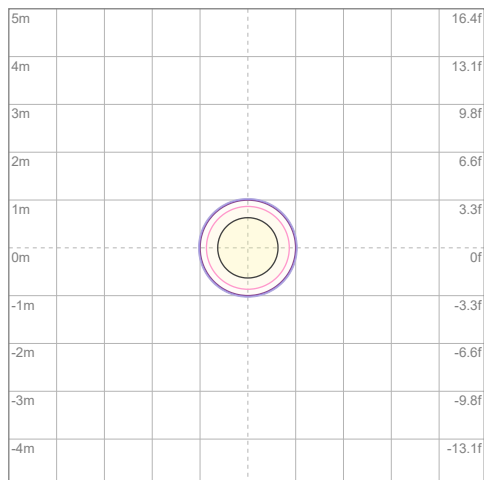
Polar Diagrams



iso-candela Diagram

10%	59369 cd
20%	118737 cd
30%	178106 cd
40%	237474 cd
50%	296843 cd
60%	356211 cd
70%	415580 cd
80%	474948 cd
90%	534317 cd

Conditions:
Number of c-planes: 2
Candela at center: 593685 cd



iso-illuminance Diagram

3%	178 lx
5%	297 lx
10%	594 lx
30%	1781 lx
50%	2968 lx

Conditions:
Number of c-planes: 2
Lux at center: 5937 lx

Lux distribution on a surface when lamp is mounted at 10 meters from the surface.

Mounting height: 10 meters / 33 feet

Photometric Report

Ovation E-260WW IP: 5deg Lens, Full Power

Report Summary

Output

Total Lumens: 9605 lm
Peak Intensity: 1066461 cd
Illuminance @ 5m: 42658 lux
Fixture Efficacy: 40 lm/W

Optical

Horizontal Beam Angle (50%): 5.6°
Vertical Beam Angle (50%): 5.6°
Horizontal Field Angle (10%): 7.9°
Vertical Field Angle (10%): 7.9°
Horizontal Cutoff Angle (3%): 8.7°
Vertical Cutoff Angle (3%): 8.7°

Conditions

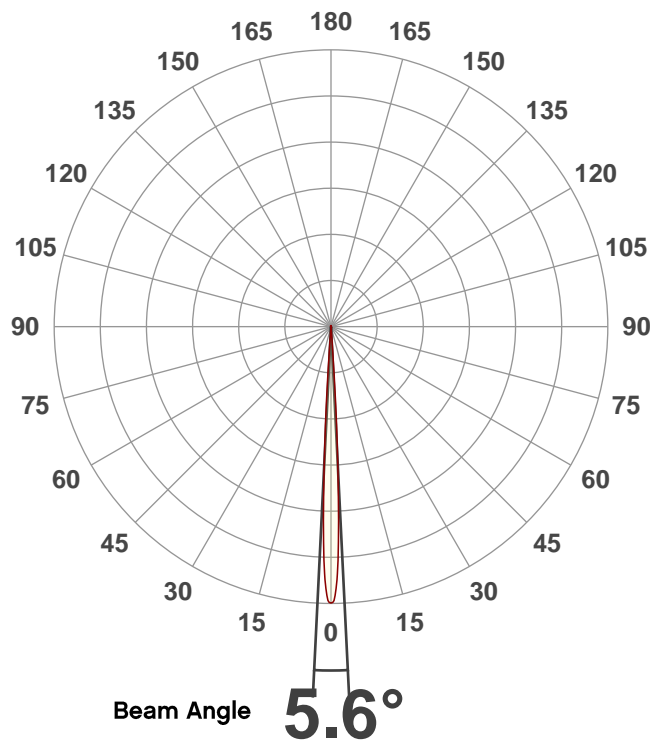
AC Supply: 117 V, 60.1 Hz
Power: 239.87 W
Current: 2.04 A
Power Factor: 0.99



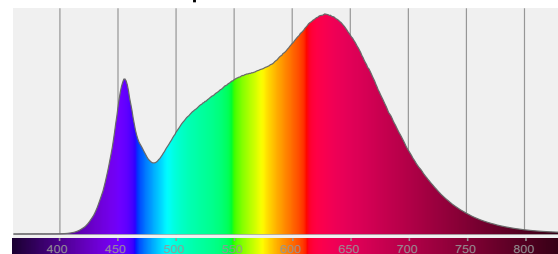
This data sheet conforms to American National Standard E1.9 – 2007 (R2017). All data was measured and calculated by a Viso Systems LabSpion Goniometer at the Chauvet PD Optics Laboratory in Sunrise, FL on 2/5/2020 to LM-63-2002 Standards.

Overall Measurement

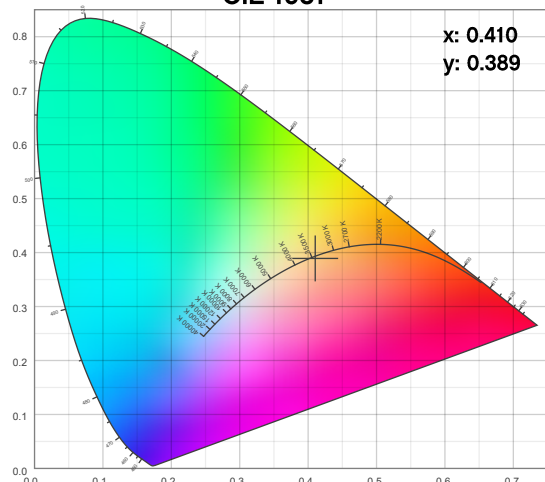
Angular Beam Distribution



Spectral Distribution



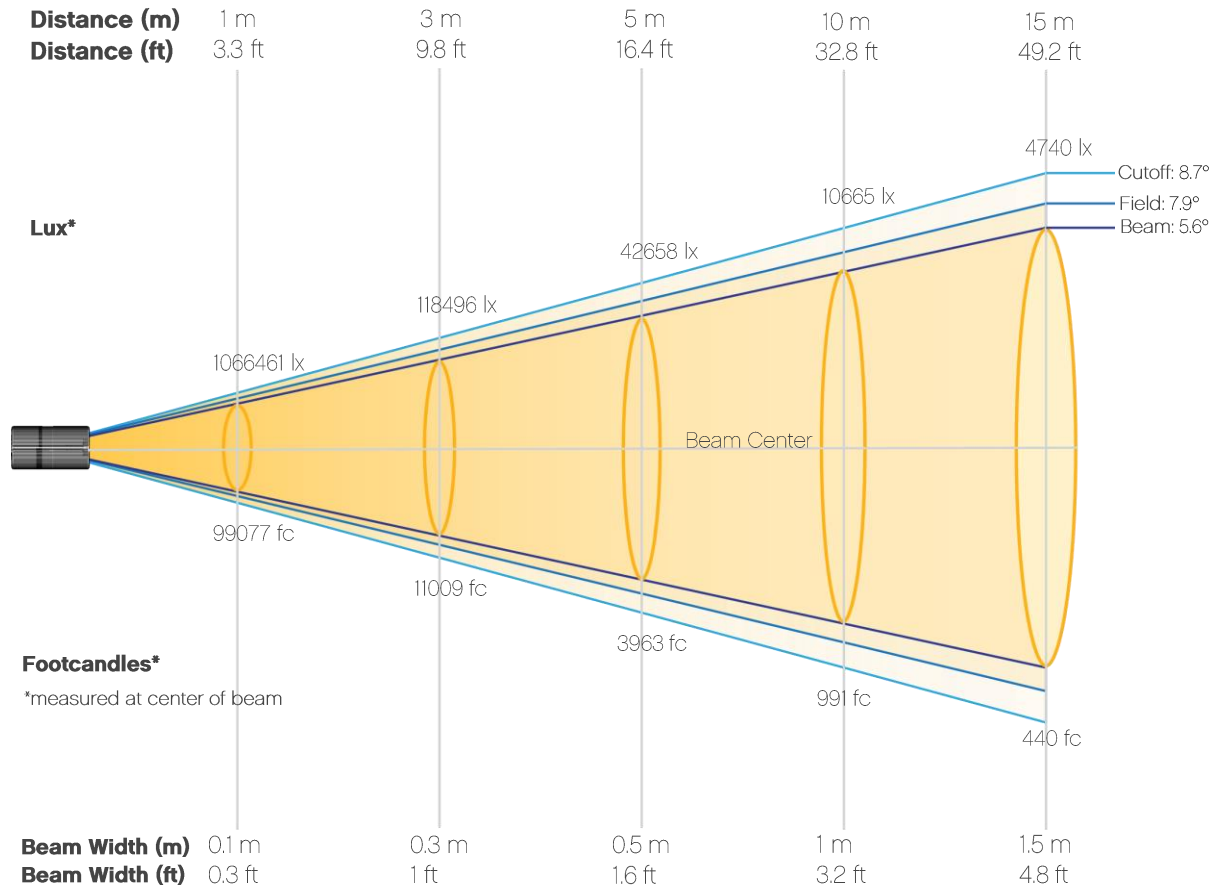
CIE 1931



Photometric Report

Ovation E-260WW IP: 5deg Lens, Full Power

Beam Details



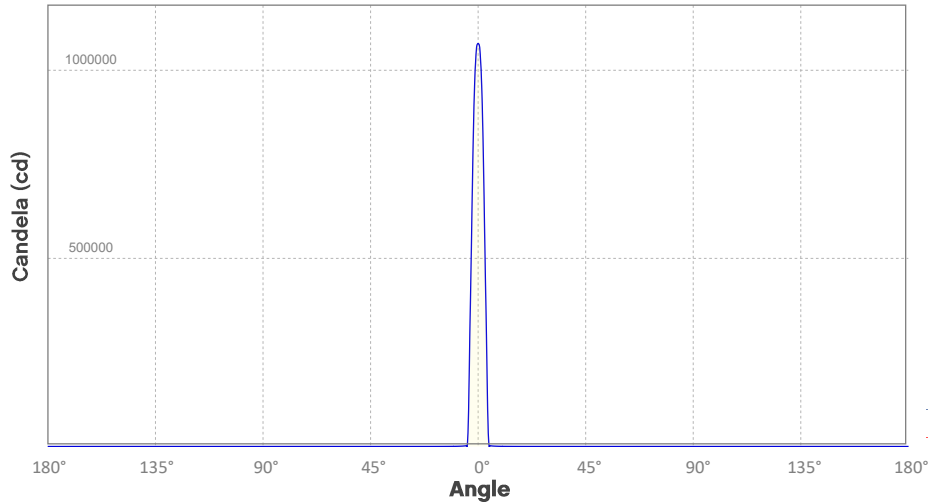
Beam luminances from 1-20m (3.3-65.6ft)

Distance	1m	2m	3m	4m	5m	6m	7m	8m	9m	10m
Lux	1066461	266615	118496	66654	42658	29624	21765	16663	13166	10665
Distance	11m	12m	13m	14m	15m	16m	17m	18m	19m	20m
Lux	8814	7406	6310	5441	4740	4166	3690	3292	2954	2666
Distance	3.3ft	6.6ft	9.8ft	13.1ft	16.4ft	19.7ft	23ft	26.2ft	29.5ft	32.8ft
FC	99077	24769	11009	6192	3963	2752	2022	1548	1223	991
Distance	36.1ft	39.4ft	42.7ft	45.9ft	49.2ft	52.5ft	55.8ft	59.1ft	62.3ft	65.6ft
FC	819	688	586	505	440	387	343	306	274	248

Photometric Report

Ovation E-260WW IP: 5deg Lens, Full Power

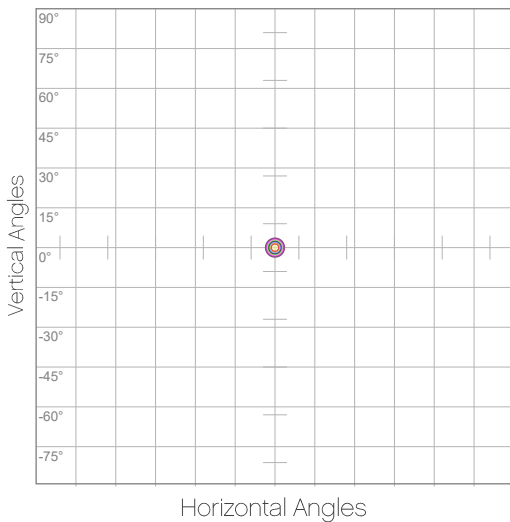
Candela Plot



Beam Angle (50%): 5.6°
Field Angle (10%): 7.9°
Cutoff Angle (3%): 8.7°

— Horizontal Distribution
— Vertical Distribution

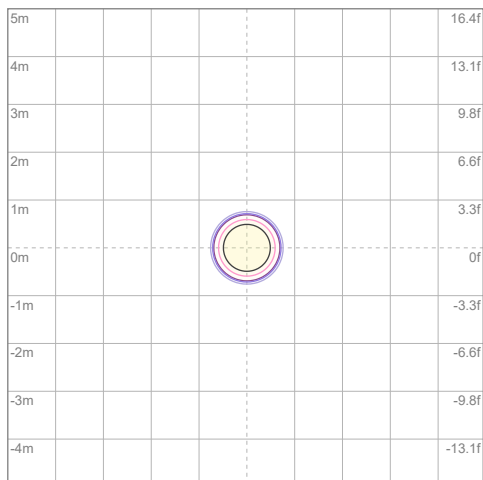
Polar Diagrams



iso-candela Diagram

10%	106646 cd
20%	213292 cd
30%	319938 cd
40%	426584 cd
50%	533231 cd
60%	639877 cd
70%	746523 cd
80%	853169 cd
90%	959815 cd

Conditions:
Number of c-planes: 2
Candela at center: 1066461 cd



iso-illuminance Diagram

3%	320 lx
5%	533 lx
10%	1066 lx
30%	3199 lx
50%	5332 lx

Conditions:
Number of c-planes: 2
Lux at center: 10.7K lx

Lux distribution on a surface when lamp is mounted at 10 meters from the surface.

Mounting height: 10 meters / 33 feet

Photometric Report

Ovation E-260WW IP: 25-50 Zoom Lens-50deg, Full Power

Report Summary

Output

Total Lumens: 13632 lm
Peak Intensity: 63839 cd
Illuminance @ 5m: 2554 lux
Fixture Efficacy: 57 lm/W

Optical

Horizontal Beam Angle (50%): 26.1°
Vertical Beam Angle (50%): 26.1°
Horizontal Field Angle (10%): 43.3°
Vertical Field Angle (10%): 43.3°
Horizontal Cutoff Angle (3%): 45°
Vertical Cutoff Angle (3%): 45°

Conditions

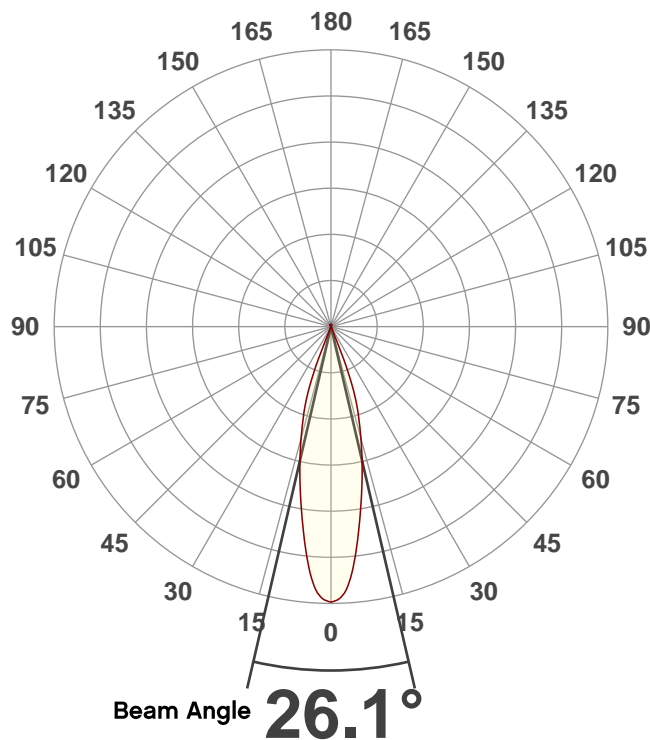
AC Supply: 119 V, 60.1 Hz
Power: 238.6 W
Current: 2.01 A
Power Factor: 0.99



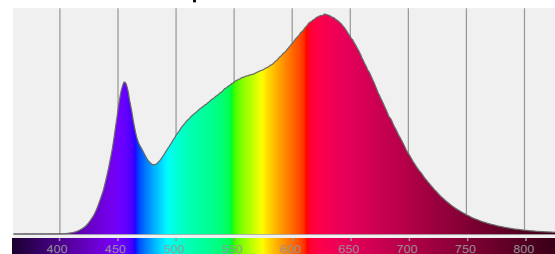
This data sheet conforms to American National Standard E1.9 – 2007 (R2017). All data was measured and calculated by a Viso Systems LabSpion Goniometer at the Chauvet PD Optics Laboratory in Sunrise, FL on 2/5/2020 to LM-63-2002 Standards.

Overall Measurement

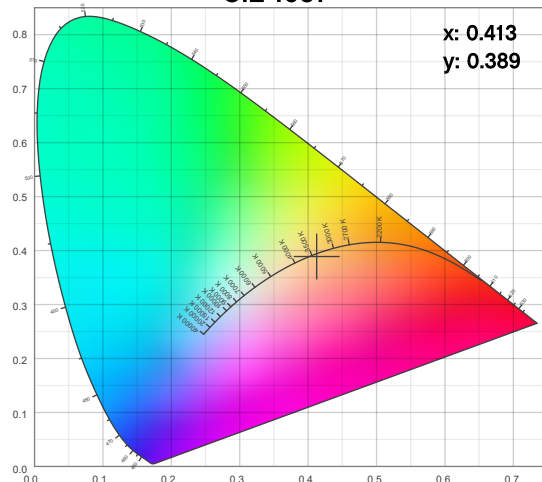
Angular Beam Distribution



Spectral Distribution



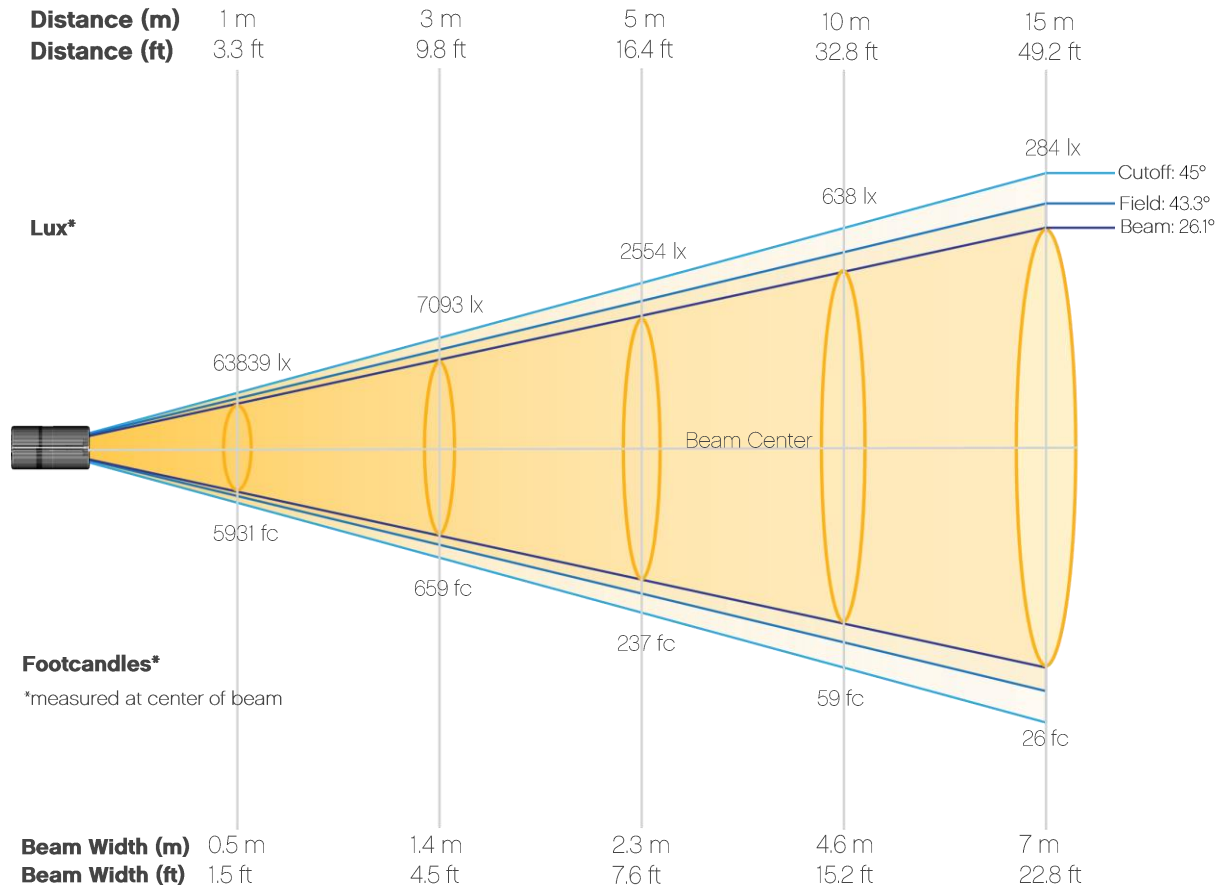
CIE 1931



Photometric Report

Ovation E-260WW IP: 25-50 Zoon Lens-50deg, Full Power

Beam Details



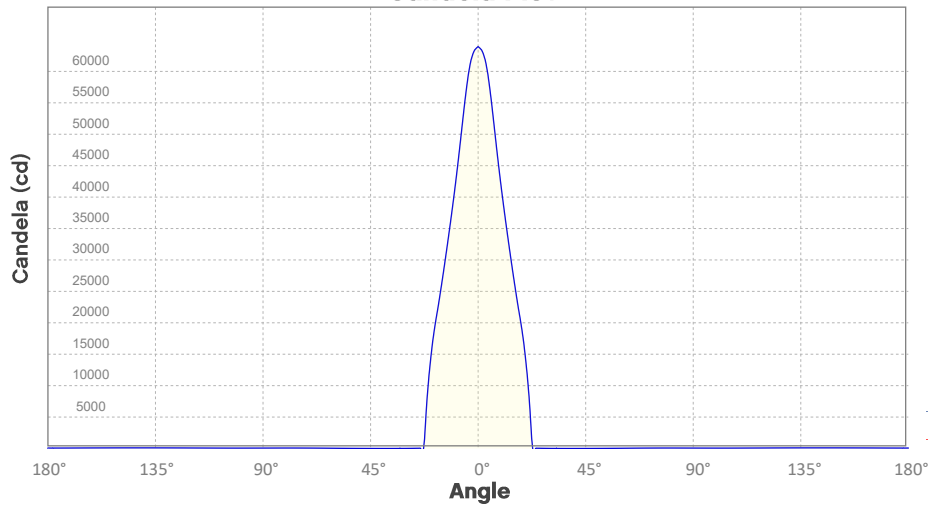
Beam Illuminances from 1-20m (3.3-65.6ft)

Distance	1m	2m	3m	4m	5m	6m	7m	8m	9m	10m
Lux	63839	15960	7093	3990	2554	1773	1303	997	788	638
Distance	11m	12m	13m	14m	15m	16m	17m	18m	19m	20m
Lux	528	443	378	326	284	249	221	197	177	160
Distance	3.3ft	6.6ft	9.8ft	13.1ft	16.4ft	19.7ft	23ft	26.2ft	29.5ft	32.8ft
FC	5931	1483	659	371	237	165	121	93	73	59
Distance	36.1ft	39.4ft	42.7ft	45.9ft	49.2ft	52.5ft	55.8ft	59.1ft	62.3ft	65.6ft
FC	49	41	35	30	26	23	21	18	16	15

Photometric Report

Ovation E-260WW IP: 25-50 Zoon Lens-50deg, Full Power

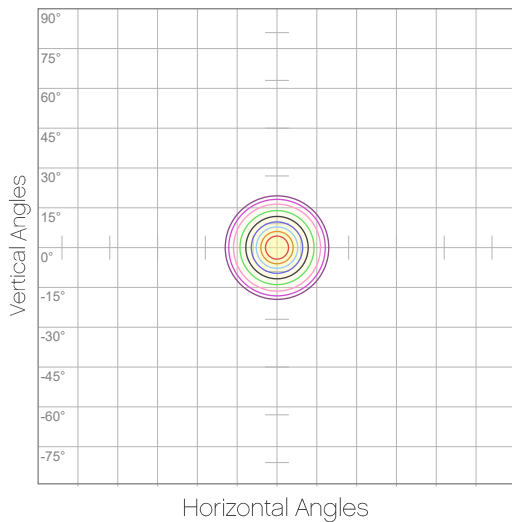
Candela Plot



Beam Angle (50%): 26.1°
 Field Angle (10%): 43.3°
 Cutoff Angle (3%): 45°

— Horizontal Distribution
 — Vertical Distribution

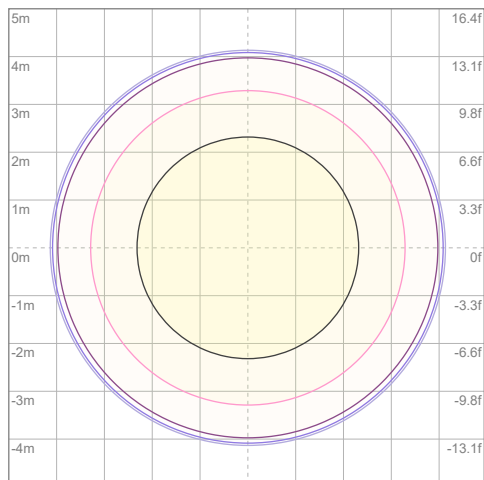
Polar Diagrams



iso-candela Diagram

10%	6384 cd
20%	12768 cd
30%	19152 cd
40%	25536 cd
50%	31920 cd
60%	38304 cd
70%	44687 cd
80%	51071 cd
90%	57455 cd

Conditions:
 Number of c-planes: 2
 Candela at center: 63839 cd



iso-illuminance Diagram

3%	19.2 lx
5%	31.9 lx
10%	63.8 lx
30%	192 lx
50%	319 lx

Conditions:
 Number of c-planes: 2
 Lux at center: 638 lx

Lux distribution on a surface when lamp is mounted at 10 meters from the surface.

Mounting height: 10 meters / 33 feet

Photometric Report

Ovation E-260WW IP: 25-50 Zoom Lens-25deg, Full Power

Report Summary

Output

Total Lumens: 13220 lm
Peak Intensity: 163371 cd
Illuminance @ 5m: 6535 lux
Fixture Efficacy: 56 lm/W

Optical

Horizontal Beam Angle (50%): 18.8°
Vertical Beam Angle (50%): 18.8°
Horizontal Field Angle (10%): 22.9°
Vertical Field Angle (10%): 22.9°
Horizontal Cutoff Angle (3%): 23.7°
Vertical Cutoff Angle (3%): 23.7°

Conditions

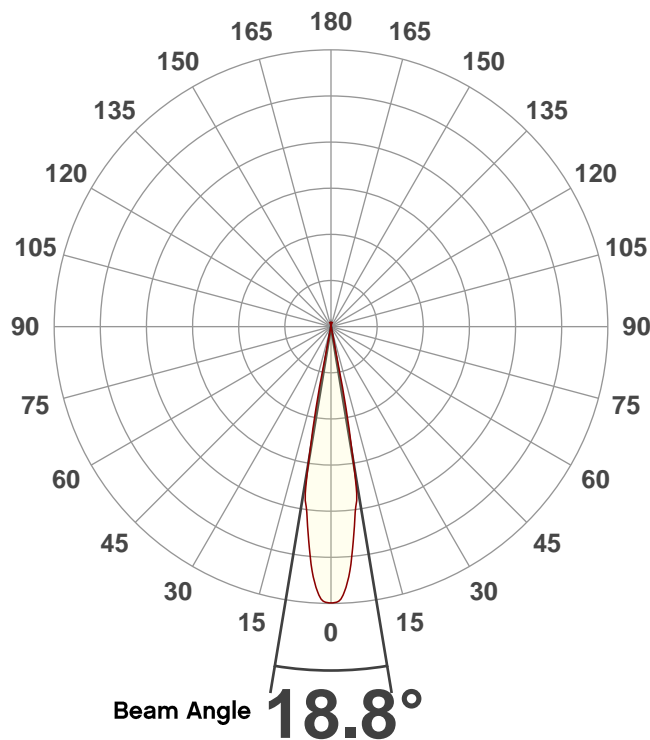
AC Supply: 119 V, 60 Hz
Power: 238.88 W
Current: 2.01 A
Power Factor: 0.99



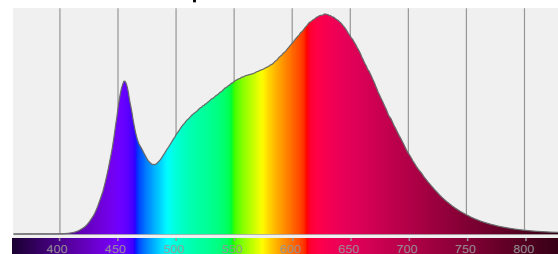
This data sheet conforms to American National Standard E1.9 – 2007 (R2017). All data was measured and calculated by a Viso Systems LabSpion Goniometer at the Chauvet PD Optics Laboratory in Sunrise, FL on 2/5/2020 to LM-63-2002 Standards.

Overall Measurement

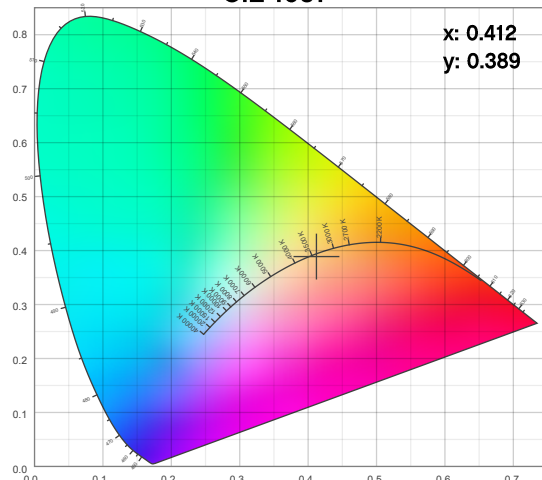
Angular Beam Distribution



Spectral Distribution



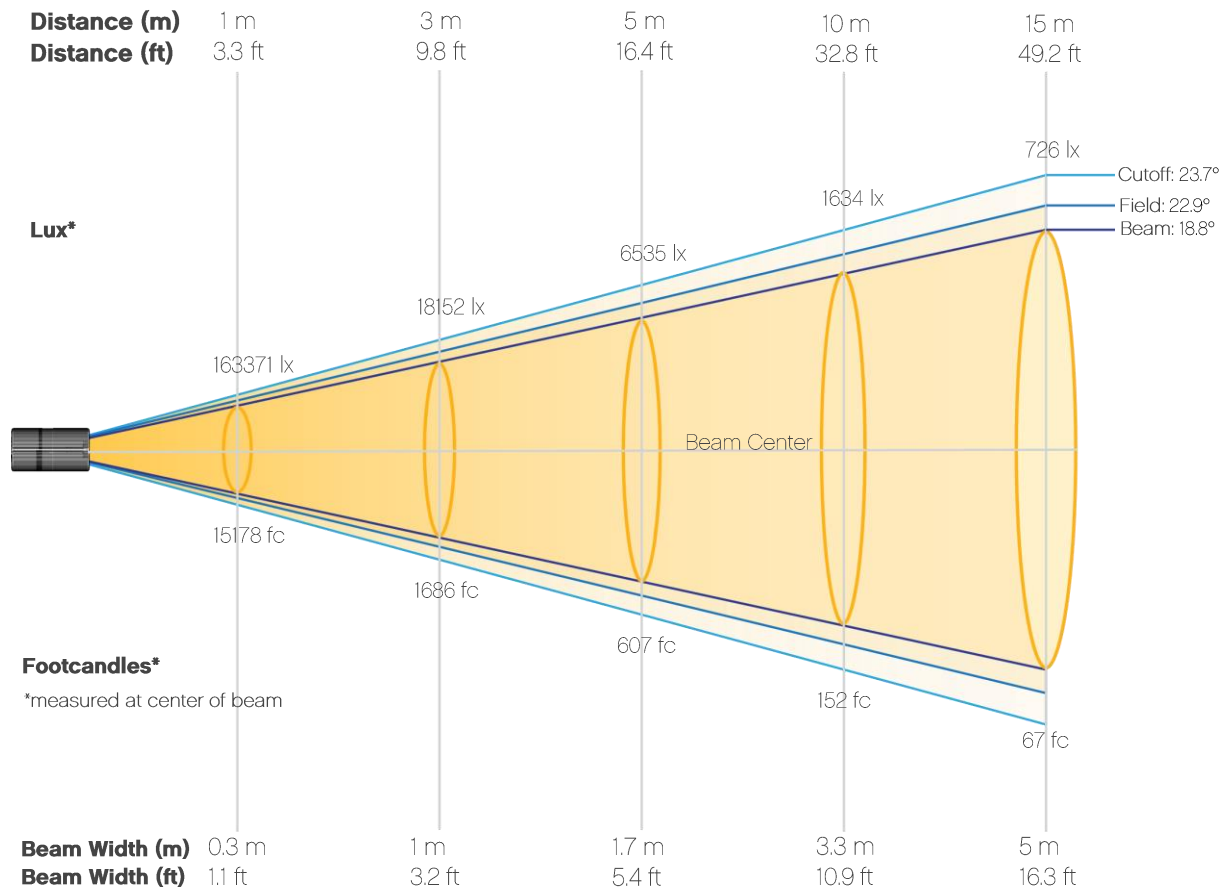
CIE 1931



Photometric Report

Ovation E-260WW IP: 25-50 Zoon Lens-25deg, Full Power

Beam Details



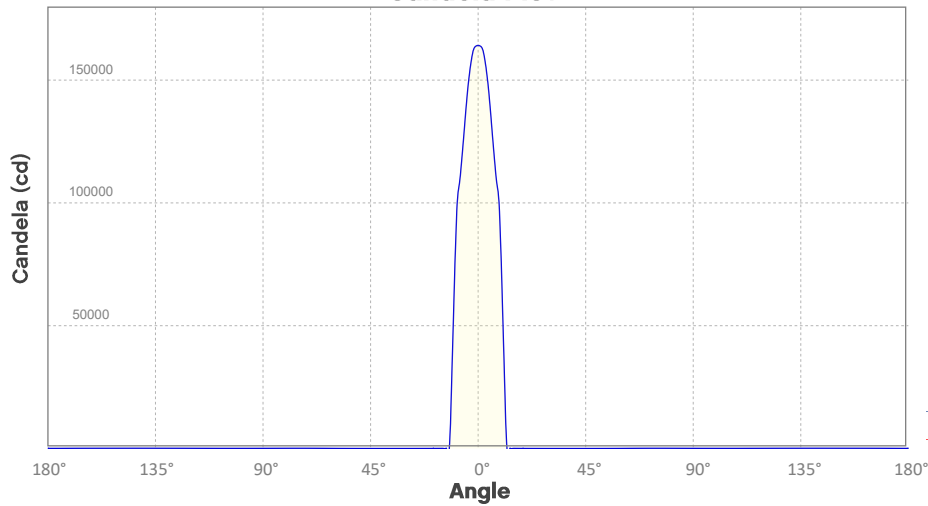
Beam Illuminances from 1-20m (3.3-65.6ft)

Distance	1m	2m	3m	4m	5m	6m	7m	8m	9m	10m
Lux	163371	40843	18152	10211	6535	4538	3334	2553	2017	1634
Distance	11m	12m	13m	14m	15m	16m	17m	18m	19m	20m
Lux	1350	1135	967	834	726	638	565	504	453	408
Distance	3.3ft	6.6ft	9.8ft	13.1ft	16.4ft	19.7ft	23ft	26.2ft	29.5ft	32.8ft
FC	15178	3794	1686	949	607	422	310	237	187	152
Distance	36.1ft	39.4ft	42.7ft	45.9ft	49.2ft	52.5ft	55.8ft	59.1ft	62.3ft	65.6ft
FC	125	105	90	77	67	59	53	47	42	38

Photometric Report

Ovation E-260WW IP: 25-50 Zoon Lens-25deg, Full Power

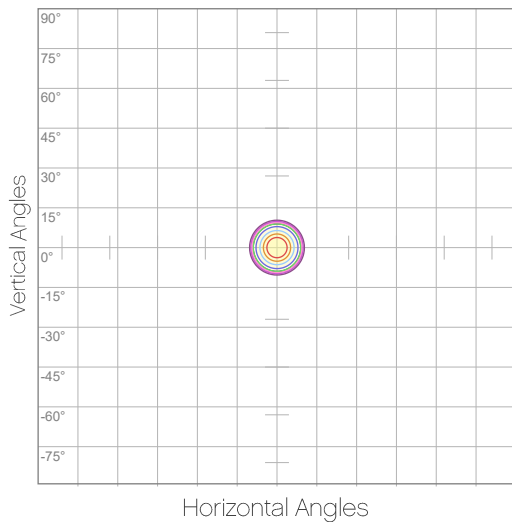
Candela Plot



Beam Angle (50%): 18.8°
Field Angle (10%): 22.9°
Cutoff Angle (3%): 23.7°

— Horizontal Distribution
— Vertical Distribution

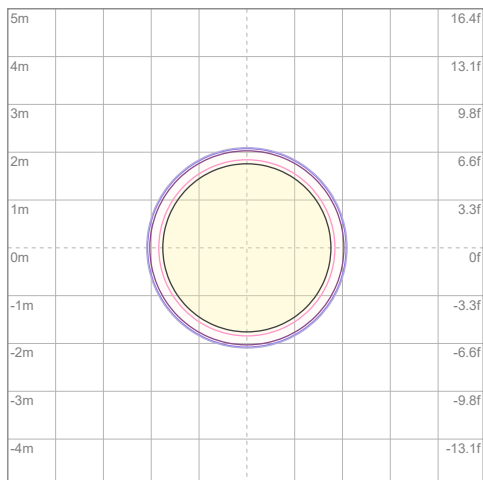
Polar Diagrams



iso-candela Diagram

10%	16337 cd
20%	32674 cd
30%	49011 cd
40%	65349 cd
50%	81686 cd
60%	98023 cd
70%	114360 cd
80%	130697 cd
90%	147034 cd

Conditions:
Number of c-planes: 2
Candela at center: 163371 cd



iso-illuminance Diagram

3%	49.0 lx
5%	81.7 lx
10%	163 lx
30%	490 lx
50%	817 lx

Conditions:
Number of c-planes: 2
Lux at center: 1634 lx

Lux distribution on a surface when lamp is mounted at 10 meters from the surface.

Mounting height: 10 meters / 33 feet

Photometric Report

Ovation E-260WW IP: 15-30 Zoon Lens-30deg, Full Power

Report Summary

Output

Total Lumens: 11836 lm
Peak Intensity: 147097 cd
Illuminance @ 5m: 5884 lux
Fixture Efficacy: 50 lm/W

Optical

Horizontal Beam Angle (50%): 13.7°
Vertical Beam Angle (50%): 13.7°
Horizontal Field Angle (10%): 29.4°
Vertical Field Angle (10%): 29.4°
Horizontal Cutoff Angle (3%): 31°
Vertical Cutoff Angle (3%): 31°

Conditions

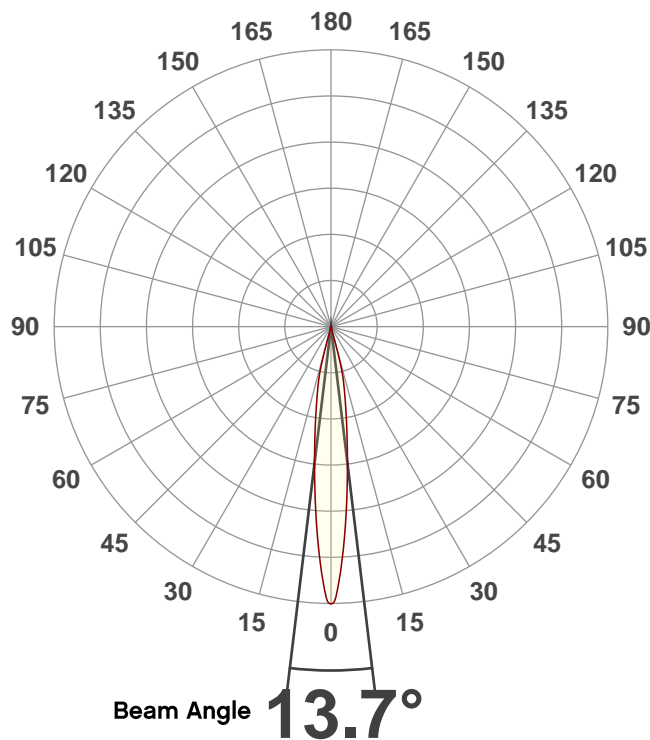
AC Supply: 118 V, 60 Hz
Power: 239.89 W
Current: 2.03 A
Power Factor: 0.99



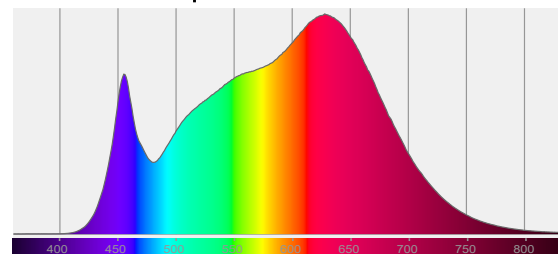
This data sheet conforms to American National Standard E1.9 – 2007 (R2017). All data was measured and calculated by a Viso Systems LabSpion Goniometer at the Chauvet PD Optics Laboratory in Sunrise, FL on 2/5/2020 to LM-63-2002 Standards.

Overall Measurement

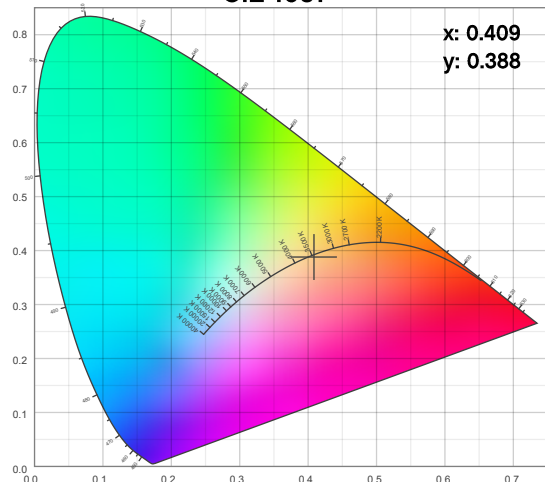
Angular Beam Distribution



Spectral Distribution



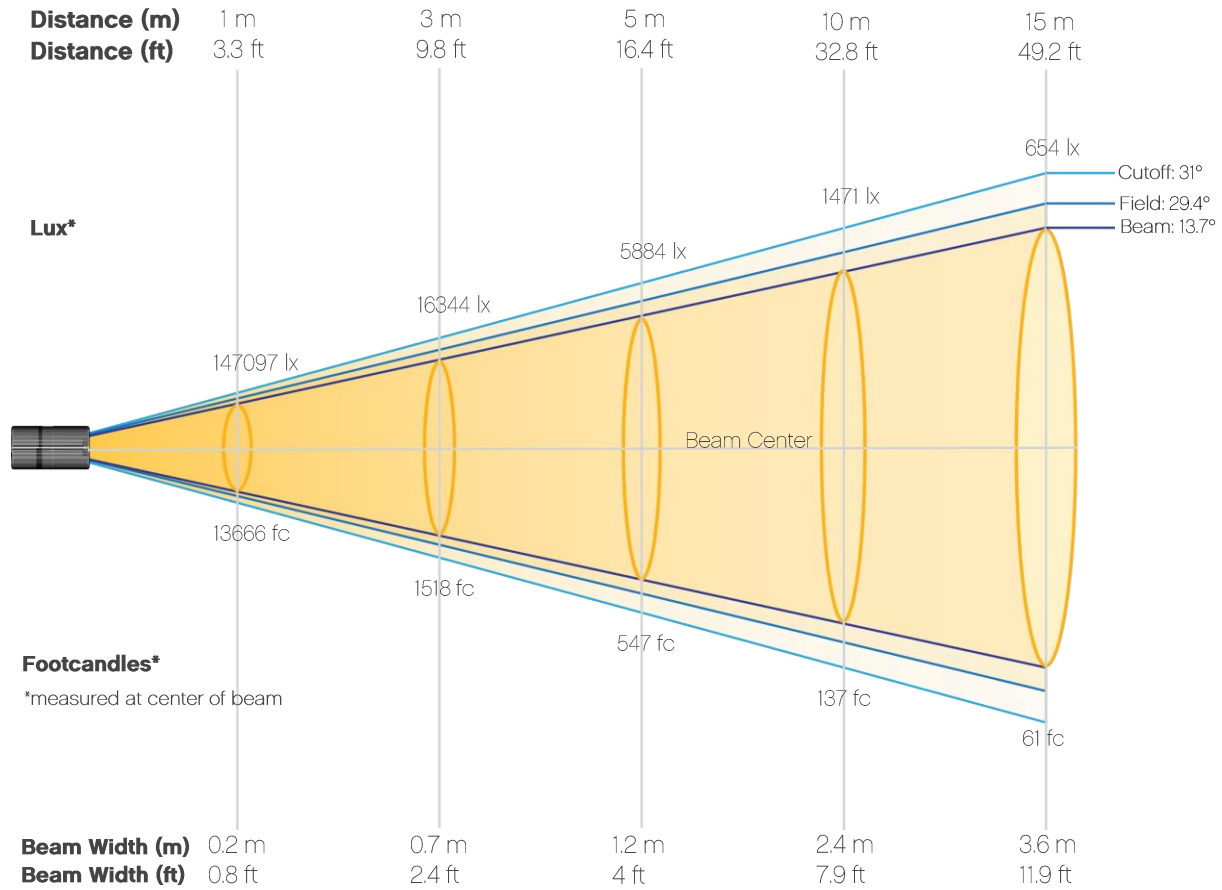
CIE 1931



Photometric Report

Ovation E-260WW IP: 15-30 Zoon Lens-30deg, Full Power

Beam Details



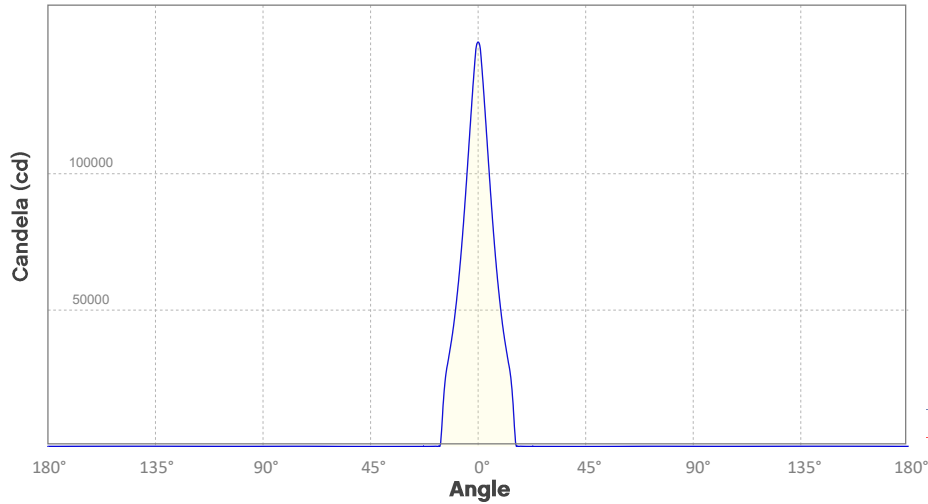
Beam Illuminances from 1-20m (3.3-65.6ft)

Distance	1m	2m	3m	4m	5m	6m	7m	8m	9m	10m
Lux	147097	36774	16344	9194	5884	4086	3002	2298	1816	1471
Distance	11m	12m	13m	14m	15m	16m	17m	18m	19m	20m
Lux	1216	1022	870	750	654	575	509	454	407	368
Distance	3.3ft	6.6ft	9.8ft	13.1ft	16.4ft	19.7ft	23ft	26.2ft	29.5ft	32.8ft
FC	13666	3416	1518	854	547	380	279	214	169	137
Distance	36.1ft	39.4ft	42.7ft	45.9ft	49.2ft	52.5ft	55.8ft	59.1ft	62.3ft	65.6ft
FC	113	95	81	70	61	53	47	42	38	34

Photometric Report

Ovation E-260WW IP: 15-30 Zoom Lens-30deg, Full Power

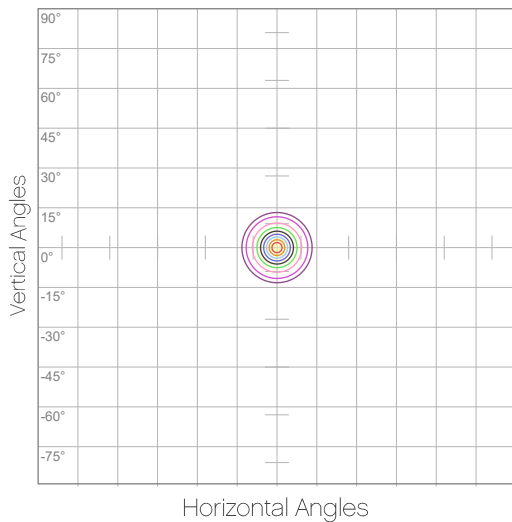
Candela Plot



Beam Angle (50%): 13.7°
Field Angle (10%): 29.4°
Cutoff Angle (3%): 31°

— Horizontal Distribution
— Vertical Distribution

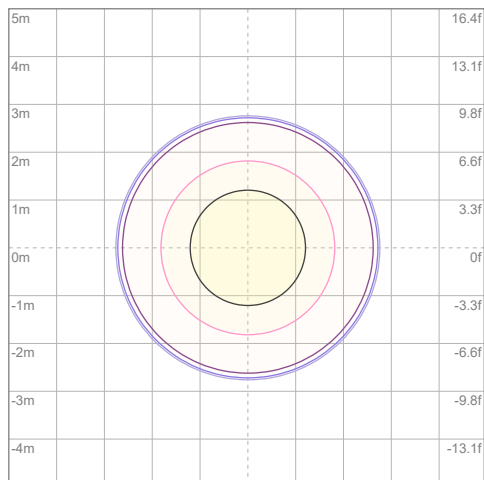
Polar Diagrams



iso-candela Diagram

10%	14710 cd
20%	29419 cd
30%	44129 cd
40%	58839 cd
50%	73549 cd
60%	88258 cd
70%	102968 cd
80%	117678 cd
90%	132388 cd

Conditions:
Number of c-planes: 2
Candela at center: 147097 cd



iso-illuminance Diagram

3%	44.1 lx
5%	73.5 lx
10%	147 lx
30%	441 lx
50%	735 lx

Conditions:
Number of c-planes: 2
Lux at center: 1471 lx

Lux distribution on a surface when lamp is mounted at 10 meters from the surface.

Mounting height: 10 meters / 33 feet

Photometric Report

Ovation E-260WW IP: 15-30 Zoom Lens-15deg, Full Power

Report Summary

Output

Total Lumens: 11300 lm
Peak Intensity: 328869 cd
Illuminance @ 5m: 13155 lux
Fixture Efficacy: 47 lm/W

Optical

Horizontal Beam Angle (50%): 11.8°
Vertical Beam Angle (50%): 11.8°
Horizontal Field Angle (10%): 15.3°
Vertical Field Angle (10%): 15.3°
Horizontal Cutoff Angle (3%): 16.4°
Vertical Cutoff Angle (3%): 16.4°

Conditions

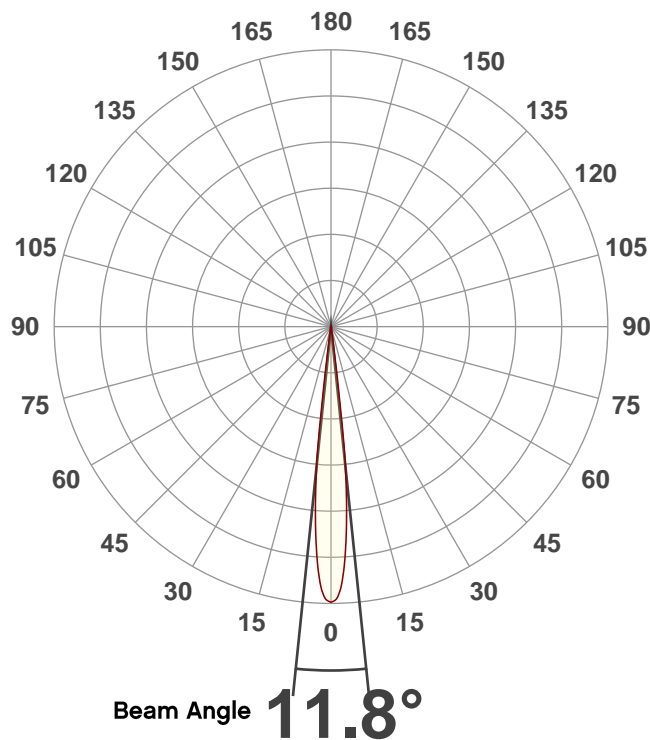
AC Supply: 118 V, 60 Hz
Power: 240.12 W
Current: 2.03 A
Power Factor: 0.99



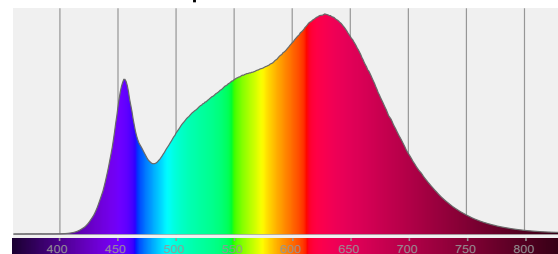
This data sheet conforms to American National Standard E1.9 – 2007 (R2017). All data was measured and calculated by a Viso Systems LabSpion Goniometer at the Chauvet PD Optics Laboratory in Sunrise, FL on 2/5/2020 to LM-63-2002 Standards.

Overall Measurement

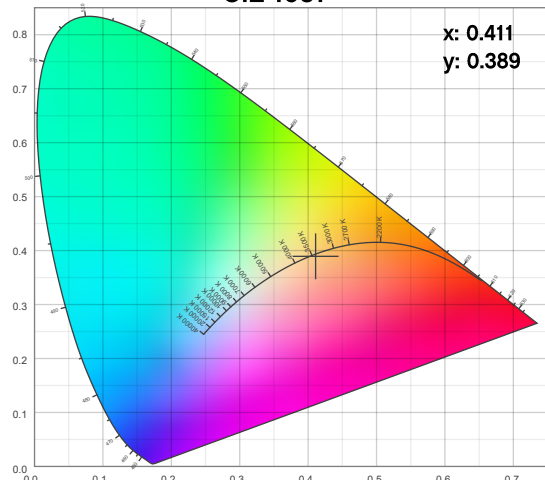
Angular Beam Distribution



Spectral Distribution



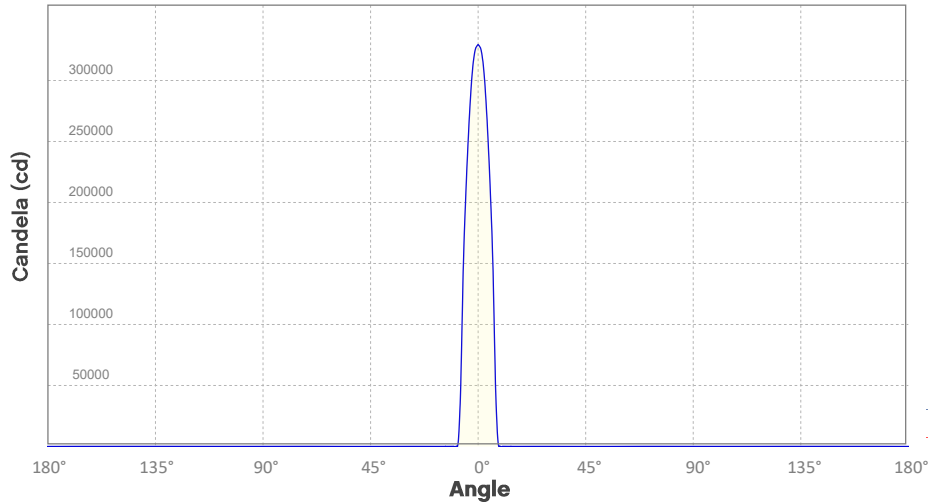
CIE 1931



Photometric Report

Ovation E-260WW IP: 15-30 Zoom Lens-15deg, Full Power

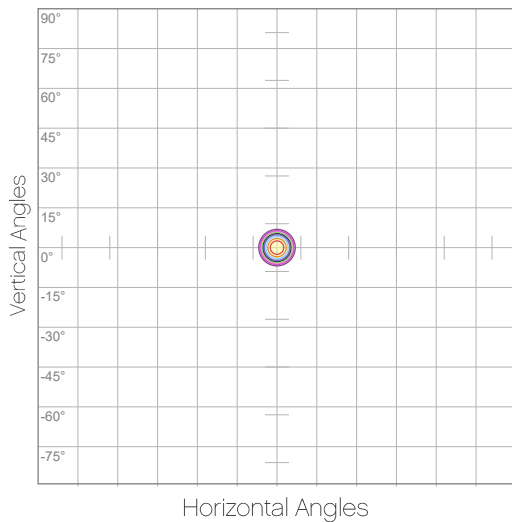
Candela Plot



Beam Angle (50%): 11.8°
 Field Angle (10%): 15.3°
 Cutoff Angle (3%): 16.4°

— Horizontal Distribution
 — Vertical Distribution

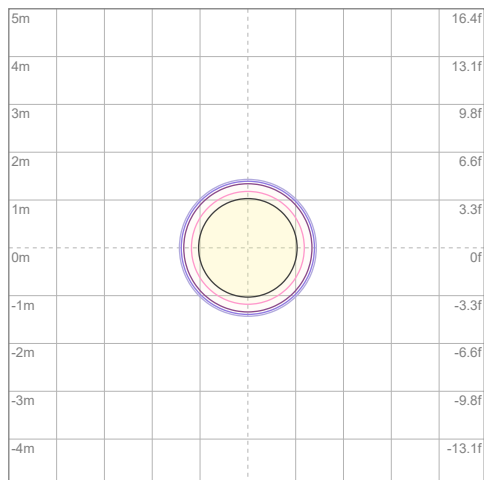
Polar Diagrams



iso-candela Diagram

10%	32887 cd
20%	65774 cd
30%	98661 cd
40%	131548 cd
50%	164435 cd
60%	197321 cd
70%	230208 cd
80%	263095 cd
90%	295982 cd

Conditions:
 Number of c-planes: 2
 Candela at center: 328869 cd



iso-illuminance Diagram

3%	98.7 lx
5%	164 lx
10%	329 lx
30%	987 lx
50%	1644 lx

Conditions:
 Number of c-planes: 2
 Lux at center: 3289 lx

Lux distribution on a surface when lamp is mounted at 10 meters from the surface.

Mounting height: 10 meters / 33 feet

Chromaticity Report

Ovation E-260WW IP: Full Power

Report Summary

Measurements

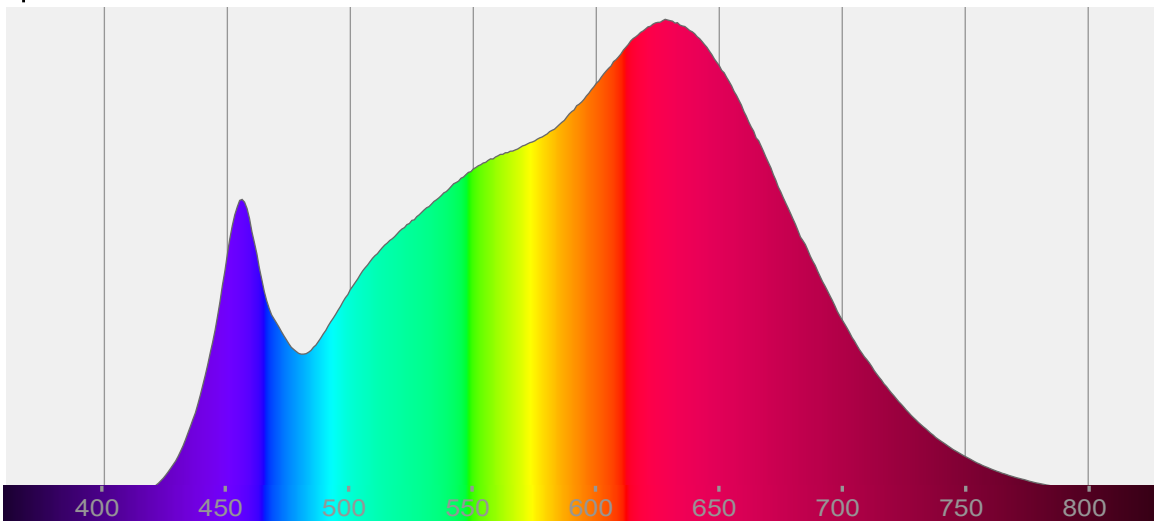
Total Lumens: 12455 lm
Peak Intensity: 145738 cd
Fixture Efficacy: 54 lm/W

Correlated Color Temperature: 3276K
 Δuv : -0.0010

CRI: 97.2 CRI R9 Value: 86.0
CQS: 94.5
TLCI: 97
TM-30-18 Rf: 93.6
TM-30-18 Rg: 100.1
1st Dominant Wavelength: 628 nm
2nd Dominant Wavelength: 456 nm



Spectral Distribution



Tested Color

3276 K
CIE 1931 Coordinates:
X: 0.418 Y: 0.394

Color Temperature

3276 K

Light Quality

CRI: 97.2

Notes:

Chromaticity Report

Ovation E-260WW IP: Full Power

TM-30-18 Details

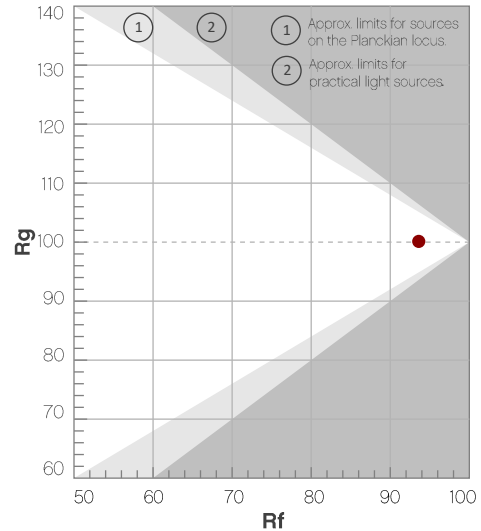
Rf 93.6

Fidelity Index
(R_f)

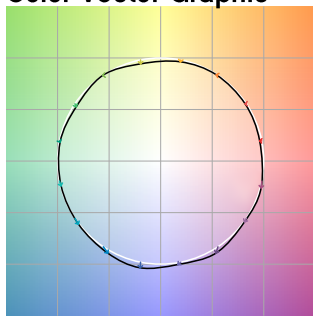
Rg 100.1

Gamut Index (R_g)

Hue Bin	R _f	Chroma Shift	Hue Shift
1	95	-2%	1%
2	97	-1%	1%
3	95	0%	2%
4	95	-2%	0%
5	94	-4%	1%
6	97	0%	1%
7	94	-3%	2%
8	98	-1%	1%
9	93	-1%	5%
10	89	0%	6%
11	90	3%	7%
12	92	5%	1%
13	95	2%	-3%
14	92	4%	-5%
15	92	0%	-4%
16	90	1%	-6%



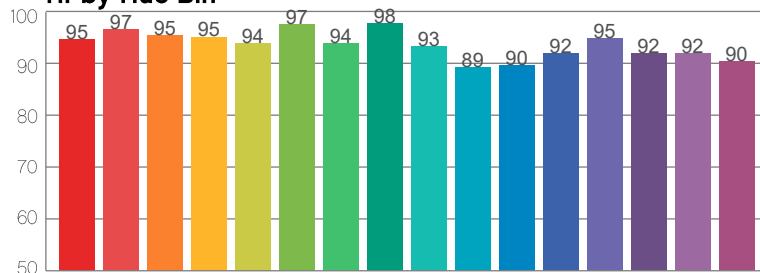
Color Vector Graphic



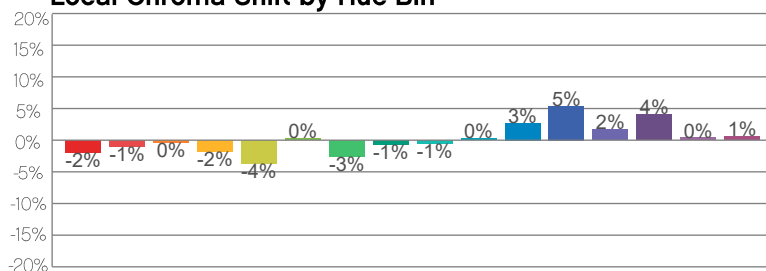
Color Distortion Graphic



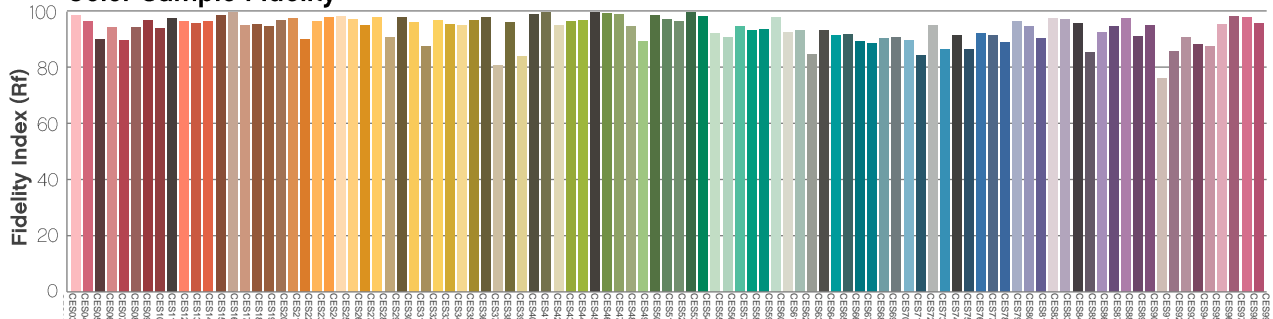
R_f by Hue Bin



Local Chroma Shift by Hue Bin



Color Sample Fidelity



Contact Us

General Information	Technical Support
Chauvet World Headquarters	
5200 NW 108 th Ave. Sunrise, FL 33351 Voice: (954) 577-4455 Fax: (954) 929-5560 Toll Free: (800) 762-1084	Voice: (844) 393-7575 Fax: (954) 756-8015 Email: chauvetcs@chauvetlighting.com Website: www.chauvetprofessional.com
Chauvet Europe Ltd	
Unit 1C Brookhill Road Industrial Estate Pinxton, Nottingham, UK NG16 6NT Voice: +44 (0) 1773 511115 Fax: +44 (0) 1773 511110	Email: UKtech@chauvetlighting.eu Website: www.chauvetprofessional.eu
Chauvet Europe BVBA	
Stokstraat 18 9770 Kruishoutem, Belgium Voice: +32 (9) 388 93 97	Email: BNLtech@chauvetlighting.eu Website: www.chauvetprofessional.eu
Chauvet France	
3, Rue Ampère 91380 Chilly-Mazarin, France Voice: +33 1 78 85 33 59	Email: FRtech@chauvetlighting.fr Website: www.chauvetprofessional.eu
Chauvet Germany	
Bruno-Bürgel-Str. 11 28759 Bremen, Germany Voice: +49 421 62 60 20	Email: DEtech@chauvetlighting.de Website: www.chauvetprofessional.eu
Chauvet Mexico	
Av. de las Partidas 34 - 3B (Entrance by Calle 2) Zona Industrial Lerma Lerma, Edo. de México, CP 52000 Voice: +52 (728) 690-2010	Email: servicio@chauvetlighting.de Website: www.chauvetprofessional.eu

Visit the applicable website above to verify our contact information and instructions to request support. Outside the U.S., U.K., Ireland, Benelux, France, Germany, or Mexico, contact the dealer of the record.