

PHOTOMETRICS REPORT

COLORdash *Accent 3*



Table of Contents

1. Testing Process	1
2. Photometric Reports	2
Standard Optics – Full Power	2
Report Summary	2
Overall Measurement	2
Beam Details	3
Polar Diagrams	4
Standard Optics with Filter – Full Power	5
Report Summary	5
Overall Measurement	5
Beam Details	6
Polar Diagrams	7
3. Contact Us	8

Testing Process

Total Illuminance Measurements

Illuminance is measured using the Viso Systems LabSpion[®], which takes multiple measurements across a light beam to calculate the total delivered lumens, beam, and field of a product. These values can be described as the empirical output of the product as it projects from the lens or lenses. All photometric data contained in this report are obtained from the actual illuminance of the tested Chauvet light source and are never theoretical values derived from calculations.

Testing Lab Equipment and Process

The Chauvet headquarters in Sunrise, Florida has a climate- and light-controlled photometric testing laboratory where Chauvet products are analyzed and photometric data are measured using the Viso Systems LabSpion[®] light measurement solution.

This system includes a spectrometer sensor, which measures the precise light and color output of the fixture, and a two-axis goniometer, which rotates the product to allow for multi-angle and multi-directional measurement. The Viso Light Inspector software then collects and summarizes the data. From the data gathered, the software can also measure the beam and field angles, accurate color temperature, color quality, and illuminance at multiple distances. The custom-built, Chauvet-specific template presents this information in the photometric and chromaticity reports that follow.

IES (Illuminating Engineering Society) files, an industry-standard file format, are also generated from each test for easy distribution of photometric data.

Several light meters are also used for specific products or to recheck for precision. Accuracy is verified using one or more of the devices listed below:

- Sekonic SpectroMaster C-700-U
- EXTECH HD450 Datalogging Heavy Duty Light Meter
- Asensetek Essence Lighting Passport

To ensure accurate measurements in every photometric or chromaticity test, Chauvet routinely calibrates the LabSpion[®] system every six months as recommended by Viso Systems.

Photometric Report

Colordash Accent 3: Standard Optics, Full Power

Report Summary

Output

Total Lumens: 391 lm
Peak Intensity: 12160 cd
Illuminance @ 5m: 486 lux
Fixture Efficacy: 23 lm/W

Optical

Horizontal Beam Angle (50%): 9°
Vertical Beam Angle (50%): 8.8°
Horizontal Field Angle (10%): 15.5°
Vertical Field Angle (10%): 15.6°
Horizontal Cutoff Angle (3%): 20.3°
Vertical Cutoff Angle (3%): 20.5°

Conditions

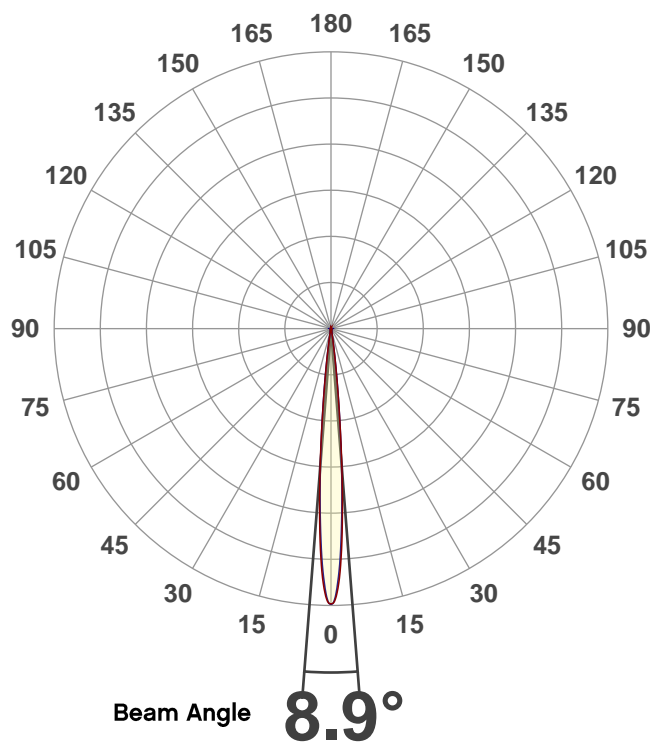
AC Supply: 118 V, 0 Hz
Power: 17.3 W
Current: 0.144 A
Power Factor: 0.98



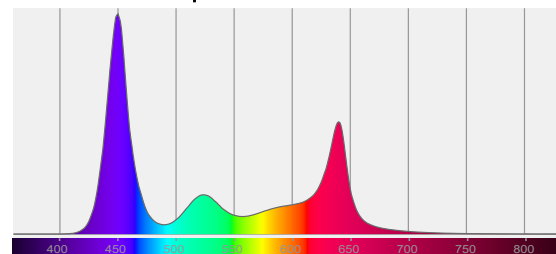
This data sheet conforms to American National Standard E1.9 – 2007 (R2017). All data was measured and calculated by a Viso Systems LabSpion Goniometer at the Chauvet PD Optics Laboratory in Sunrise, FL on 6/27/2019 to LM-63-2002 Standards.

Overall Measurement

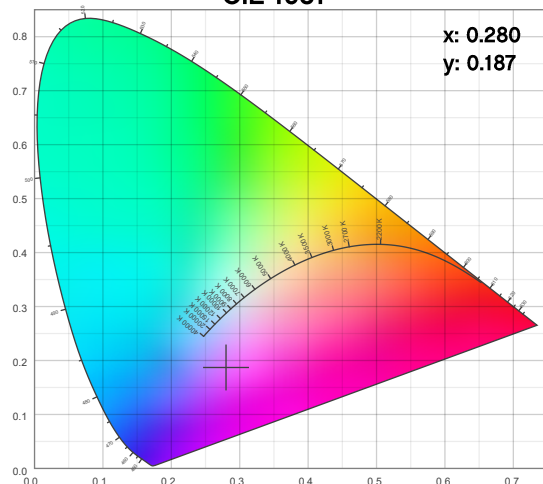
Angular Beam Distribution



Spectral Distribution



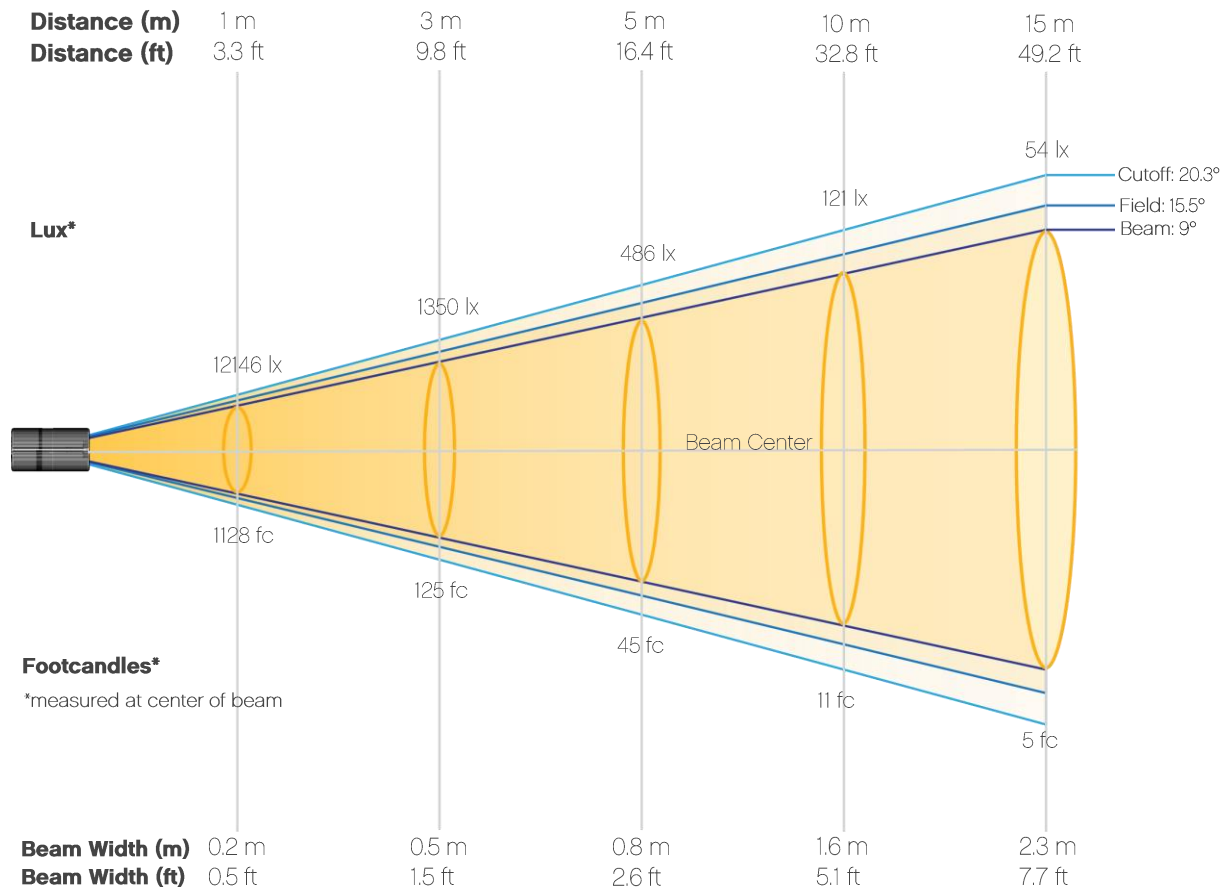
CIE 1931



Photometric Report

Colordash Accent 3: Standard Optics, Full Power

Beam Details



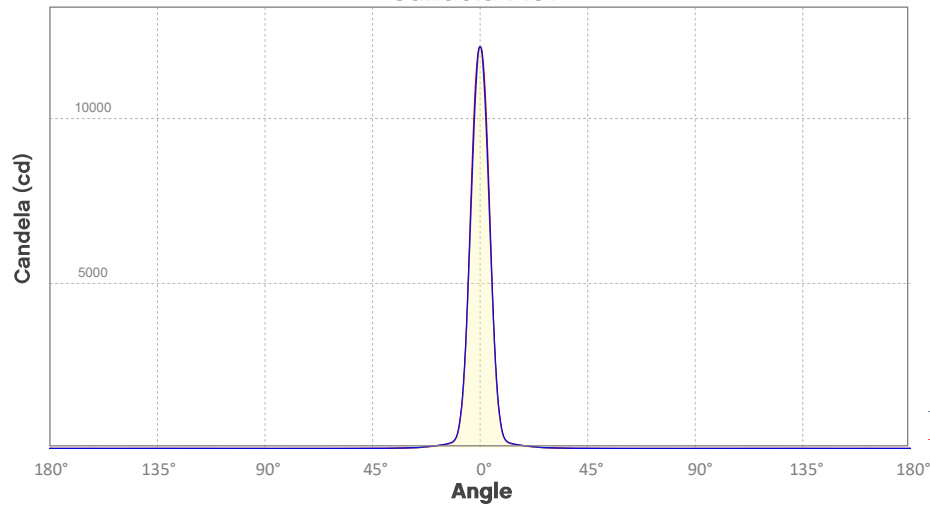
Beam Illuminances from 1-20m (3.3-65.6ft)

Distance	1m	2m	3m	4m	5m	6m	7m	8m	9m	10m
Lux	12146	3036	1350	759	486	337	248	190	150	121
Distance	11m	12m	13m	14m	15m	16m	17m	18m	19m	20m
Lux	100	84	72	62	54	47	42	37	34	30
Distance	3.3ft	6.6ft	9.8ft	13.1ft	16.4ft	19.7ft	23ft	26.2ft	29.5ft	32.8ft
FC	1128	282	125	71	45	31	23	18	14	11
Distance	36.1ft	39.4ft	42.7ft	45.9ft	49.2ft	52.5ft	55.8ft	59.1ft	62.3ft	65.6ft
FC	9	8	7	6	5	4	4	3	3	3

Photometric Report

Colordash Accent 3: Standard Optics, Full Power

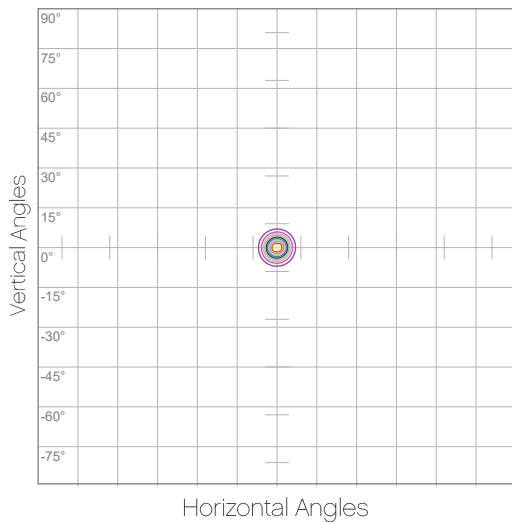
Candela Plot



Beam Angle (50%): 8.9°
Field Angle (10%): 15.6°
Cutoff Angle (3%): 20.5°

— Horizontal Distribution
— Vertical Distribution

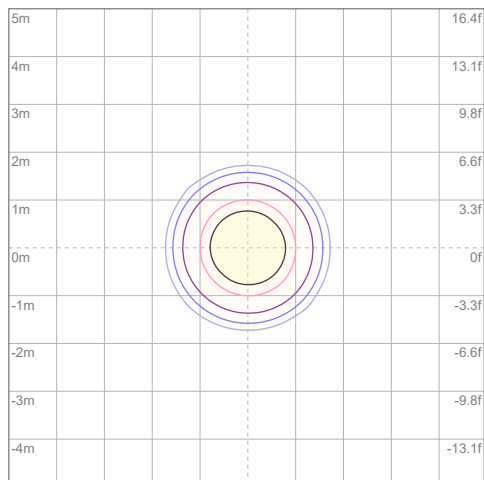
Polar Diagrams



iso-candela Diagram

10%	1215 cd
20%	2429 cd
30%	3644 cd
40%	4858 cd
50%	6073 cd
60%	7288 cd
70%	8502 cd
80%	9717 cd
90%	10931 cd

Conditions:
Number of c-planes: 8
Candela at center: 12146 cd



iso-illuminance Diagram

3%	3.64 lx
5%	6.07 lx
10%	12.1 lx
30%	36.4 lx
50%	60.7 lx

Conditions:
Number of c-planes: 8
Lux at center: 121 lx

Lux distribution on a surface when lamp is mounted at 10 meters from the surface.

Mounting height: 10 meters / 33 feet

Photometric Report

Colordash Accent 3: Standard Optics-w/Filter, Full Power

Report Summary

Output

Total Lumens: 370 lm
Peak Intensity: 4374 cd
Illuminance @ 5m: 175 lux
Fixture Efficacy: 22 lm/W

Optical

Horizontal Beam Angle (50%): 13.8°
Vertical Beam Angle (50%): 13.8°
Horizontal Field Angle (10%): 27.2°
Vertical Field Angle (10%): 27.2°
Horizontal Cutoff Angle (3%): 39.1°
Vertical Cutoff Angle (3%): 39.3°

Conditions

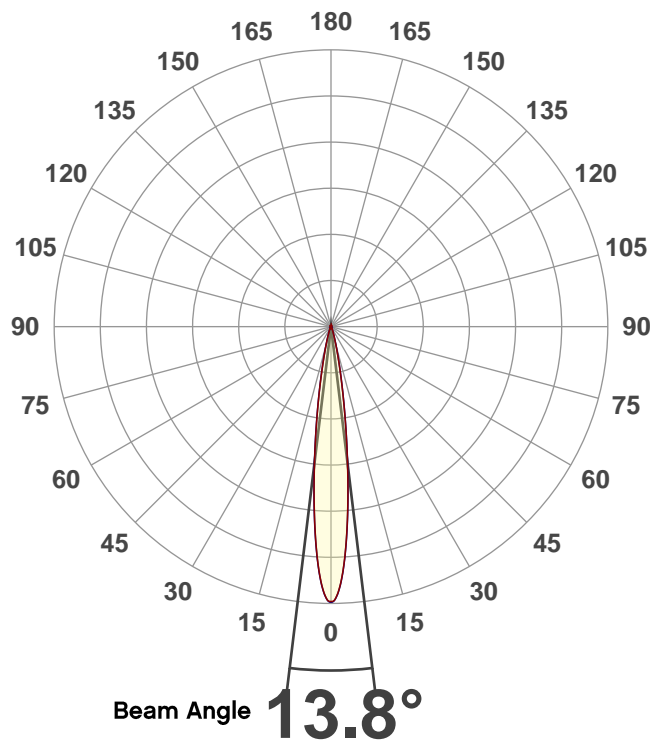
AC Supply: 118 V, 0 Hz
Power: 17.3 W
Current: 0.144 A
Power Factor: 0.98



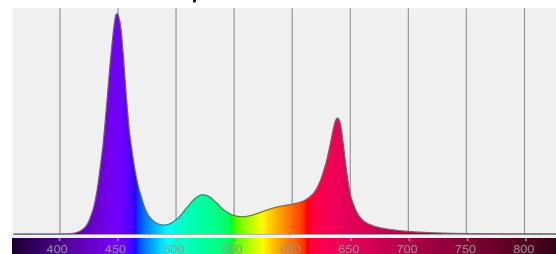
This data sheet conforms to American National Standard E1.9 – 2007 (R2017). All data was measured and calculated by a Viso Systems LabSpion Goniometer at the Chauvet PD Optics Laboratory in Sunrise, FL on 6/27/2019 to LM-63-2002 Standards.

Overall Measurement

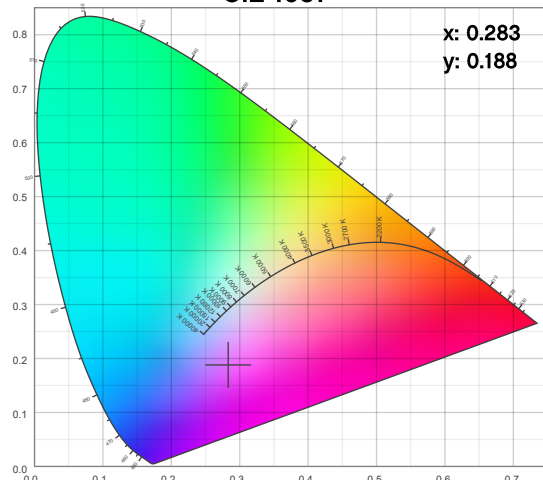
Angular Beam Distribution



Spectral Distribution



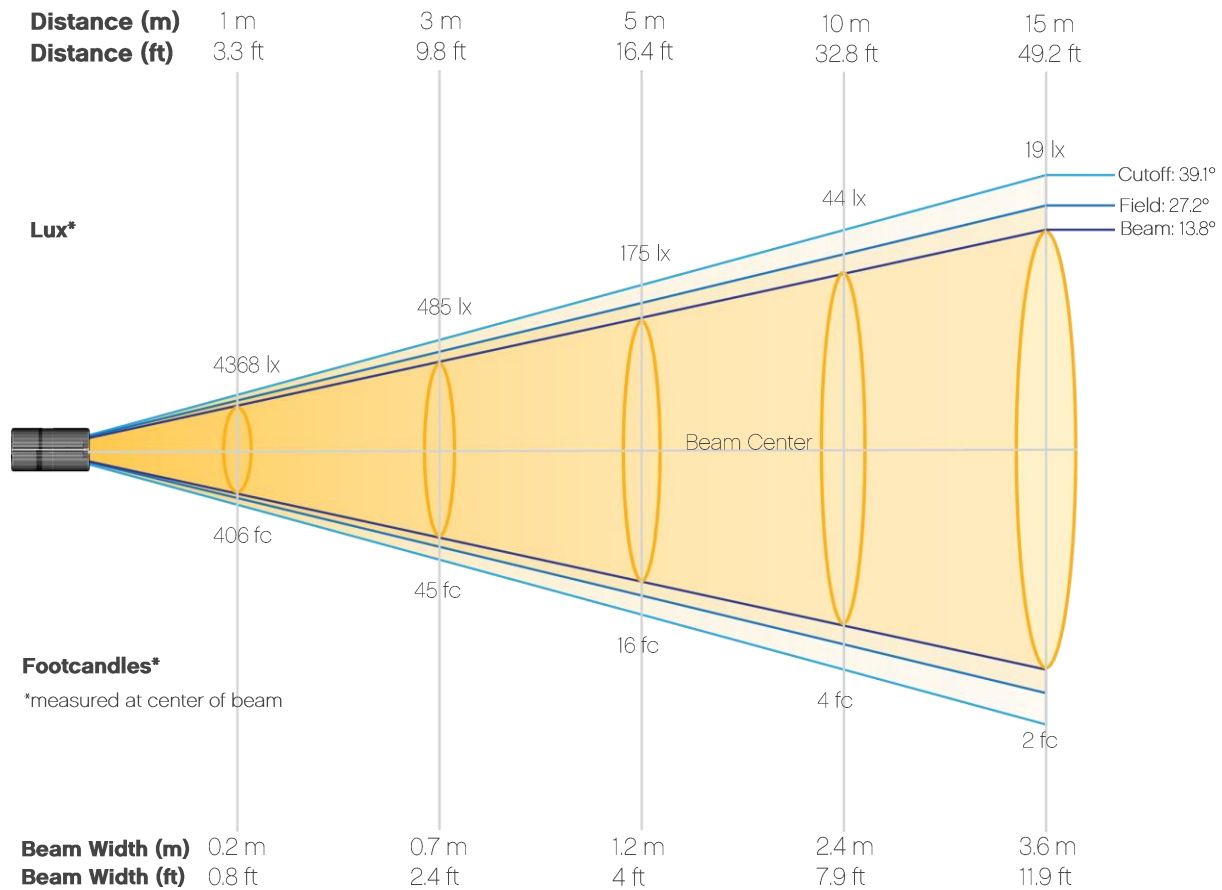
CIE 1931



Photometric Report

Colordash Accent 3: Standard Optics-w/Filter, Full Power

Beam Details



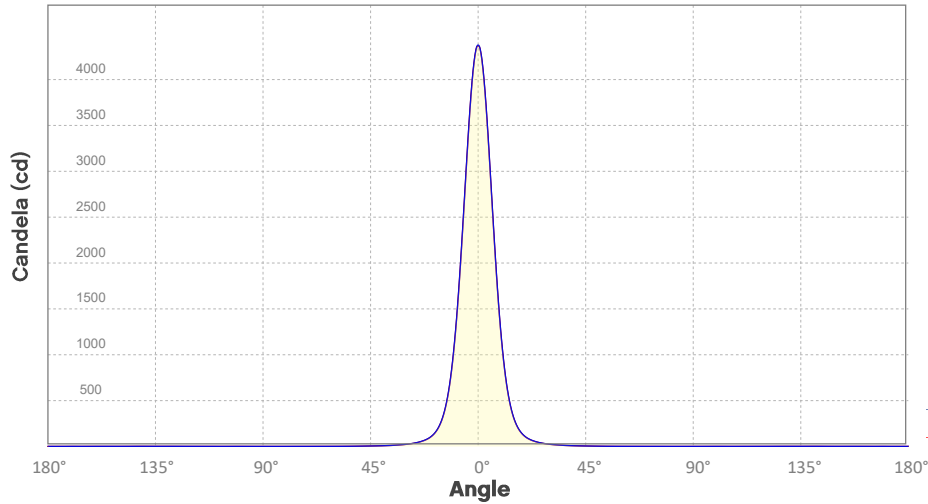
Beam Illuminances from 1-20m (3.3-65.6ft)

Distance	1m	2m	3m	4m	5m	6m	7m	8m	9m	10m
Lux	4368	1092	485	273	175	121	89	68	54	44
Distance	11m	12m	13m	14m	15m	16m	17m	18m	19m	20m
Lux	36	30	26	22	19	17	15	13	12	11
Distance	3.3ft	6.6ft	9.8ft	13.1ft	16.4ft	19.7ft	23ft	26.2ft	29.5ft	32.8ft
FC	406	101	45	25	16	11	8	6	5	4
Distance	36.1ft	39.4ft	42.7ft	45.9ft	49.2ft	52.5ft	55.8ft	59.1ft	62.3ft	65.6ft
FC	3	3	2	2	2	2	1	1	1	1

Photometric Report

Colordash Accent 3: Standard Optics-w/Filter, Full Power

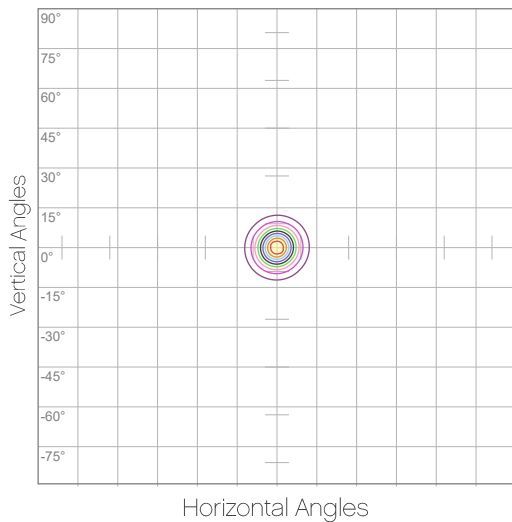
Candela Plot



Beam Angle (50%): 13.8°
 Field Angle (10%): 27.1°
 Cutoff Angle (3%): 39.2°

— Horizontal Distribution
 — Vertical Distribution

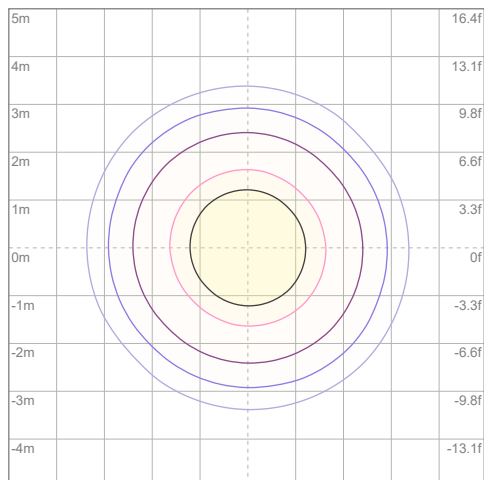
Polar Diagrams



iso-candela Diagram

10%	437 cd
20%	874 cd
30%	1310 cd
40%	1747 cd
50%	2184 cd
60%	2621 cd
70%	3057 cd
80%	3494 cd
90%	3931 cd

Conditions:
 Number of c-planes: 8
 Candela at center: 4368 cd



iso-illuminance Diagram

3%	1.31 lx
5%	2.18 lx
10%	4.37 lx
30%	13.1 lx
50%	21.8 lx

Conditions:
 Number of c-planes: 8
 Lux at center: 43.7 lx

Lux distribution on a surface when lamp is mounted at 10 meters from the surface.

Mounting height: 10 meters / 33 feet

Contact Us

General Information	Technical Support
Chauvet World Headquarters	
5200 NW 108 th Ave. Sunrise, FL 33351 Voice: (954) 577-4455 Fax: (954) 929-5560 Toll Free: (800) 762-1084	Voice: (844) 393-7575 Fax: (954) 756-8015 Email: chauvetcs@chauvetlighting.com Website: www.chauvetprofessional.com
Chauvet Europe Ltd	
Unit 1C Brookhill Road Industrial Estate Pinxton, Nottingham, UK NG16 6NT Voice: +44 (0) 1773 511115 Fax: +44 (0) 1773 511110	Email: UKtech@chauvetlighting.eu Website: www.chauvetprofessional.eu
Chauvet Europe BVBA	
Stokstraat 18 9770 Kruishoutem, Belgium Voice: +32 (9) 388 93 97	Email: BNLtech@chauvetlighting.eu Website: www.chauvetprofessional.eu
Chauvet France	
3, Rue Ampère 91380 Chilly-Mazarin, France Voice: +33 1 78 85 33 59	Email: FRtech@chauvetlighting.fr Website: www.chauvetprofessional.eu
Chauvet Germany	
Bruno-Bürgel-Str. 11 28759 Bremen, Germany Voice: +49 421 62 60 20	Email: DEtech@chauvetlighting.de Website: www.chauvetprofessional.eu
Chauvet Mexico	
Av. de las Partidas 34 - 3B (Entrance by Calle 2) Zona Industrial Lerma Lerma, Edo. de México, CP 52000 Voice: +52 (728) 690-2010	Email: servicio@chauvetlighting.de Website: www.chauvetprofessional.eu

Visit the applicable website above to verify our contact information and instructions to request support. Outside the U.S., U.K., Ireland, Benelux, France, Germany, or Mexico, contact the dealer of the record.