

# COLORADO PXL CURVE 12

## PHOTOMETRICS REPORT



# Table of Contents

<b>Introduction</b> .....	1
<b>Testing Process</b> .....	1
Total Illuminance Measurements.....	1
Testing Lab Equipment and Process.....	1
<b>Photometrics &amp; Chromaticity Reports</b> .....	2
<b>Full Flood - Full Power</b> .....	3
Report Summary.....	3
Overall Measurement.....	3
Beam Details.....	4
ISO Diagrams.....	5
Chromaticity.....	6
TM-30 Details.....	7
<b>Full Flood - Full Power - Calibration On</b> .....	8
Report Summary.....	8
Overall Measurement.....	8
Beam Details.....	9
ISO Diagrams.....	10
Chromaticity.....	11
TM-30 Details.....	12
<b>Full Flood - Red Only</b> .....	13
Report Summary.....	13
Overall Measurement.....	13
Beam Details.....	14
ISO Diagrams.....	15
Chromaticity.....	16
TM-30 Details.....	17
<b>Full Flood - Red Only - Calibration On</b> .....	18
Report Summary.....	18
Overall Measurement.....	18
Beam Details.....	19
ISO Diagrams.....	20
Chromaticity.....	21
TM-30 Details.....	22
<b>Full Flood - Green Only</b> .....	23
Report Summary.....	23
Overall Measurement.....	23

Beam Details .....	24
ISO Diagrams .....	25
Chromaticity.....	26
TM-30 Details .....	27
<b>Full Flood - Green Only - Calibration On.....</b>	<b>28</b>
Report Summary.....	28
Overall Measurement.....	28
Beam Details .....	29
ISO Diagrams .....	30
Chromaticity.....	31
TM-30 Details .....	32
<b>Full Flood - Blue Only.....</b>	<b>33</b>
Report Summary.....	33
Overall Measurement.....	33
Beam Details .....	34
ISO Diagrams .....	35
Chromaticity.....	36
TM-30 Details .....	37
<b>Full Flood - Blue Only - Calibration On .....</b>	<b>38</b>
Report Summary.....	38
Overall Measurement.....	38
Beam Details .....	39
ISO Diagrams .....	40
Chromaticity.....	41
TM-30 Details .....	42
<b>Full Flood - White Only.....</b>	<b>43</b>
Report Summary.....	43
Overall Measurement.....	43
Beam Details .....	44
ISO Diagrams .....	45
Chromaticity.....	46
TM-30 Details .....	47
<b>Full Flood - White Only - Calibration On .....</b>	<b>48</b>
Report Summary.....	48
Overall Measurement.....	48
Beam Details .....	49
ISO Diagrams .....	50
Chromaticity.....	51

TM-30 Details .....	52
<b>Full Flood - Single Pixel - Full Power - Calibration On.....</b>	<b>53</b>
Report Summary.....	53
Overall Measurement.....	53
Beam Details.....	54
ISO Diagrams .....	55
Chromaticity.....	56
TM-30 Details .....	57
<b>Full Flood - Single Pixel - Full Power - Calibration Off .....</b>	<b>58</b>
Report Summary.....	58
Overall Measurement.....	58
Beam Details.....	59
ISO Diagrams .....	60
Chromaticity.....	61
TM-30 Details .....	62
<b>Full Flood - Single Pixel - Red Only - Calibration On.....</b>	<b>63</b>
Report Summary.....	63
Overall Measurement.....	63
Beam Details.....	64
ISO Diagrams .....	65
Chromaticity.....	66
TM-30 Details .....	67
<b>Full Flood - Single Pixel - Red Only - Calibration Off.....</b>	<b>68</b>
Report Summary.....	68
Overall Measurement.....	68
Beam Details.....	69
ISO Diagrams .....	70
Chromaticity.....	71
TM-30 Details .....	72
<b>Full Flood - Single Pixel - Green Only - Calibration On.....</b>	<b>73</b>
Report Summary.....	73
Overall Measurement.....	73
Beam Details.....	74
ISO Diagrams .....	75
Chromaticity.....	76
TM-30 Details .....	77
<b>Full Flood - Single Pixel - Green Only - Calibration Off.....</b>	<b>78</b>
Report Summary.....	78

Overall Measurement.....	78
Beam Details.....	79
ISO Diagrams.....	80
Chromaticity.....	81
TM-30 Details.....	82
<b>Full Flood - Single Pixel - Blue Only - Calibration On.....</b>	<b>83</b>
Report Summary.....	83
Overall Measurement.....	83
Beam Details.....	84
ISO Diagrams.....	85
Chromaticity.....	86
TM-30 Details.....	87
<b>Full Flood - Single Pixel - Blue Only - Calibration Off.....</b>	<b>88</b>
Report Summary.....	88
Overall Measurement.....	88
Beam Details.....	89
ISO Diagrams.....	90
Chromaticity.....	91
TM-30 Details.....	92
<b>Full Flood - Single Pixel - White Only - Calibration On.....</b>	<b>93</b>
Report Summary.....	93
Overall Measurement.....	93
Beam Details.....	94
ISO Diagrams.....	95
Chromaticity.....	96
TM-30 Details.....	97
<b>Full Flood - Single Pixel - White Only - Calibration Off.....</b>	<b>98</b>
Report Summary.....	98
Overall Measurement.....	98
Beam Details.....	99
ISO Diagrams.....	100
Chromaticity.....	101
TM-30 Details.....	102
<b>Full Spot - Full Power.....</b>	<b>103</b>
Report Summary.....	103
Overall Measurement.....	103
Beam Details.....	104
ISO Diagrams.....	105

Chromaticity.....	106
TM-30 Details .....	107
<b>Full Spot - Full Power - Calibration On.....</b>	<b>108</b>
Report Summary.....	108
Overall Measurement.....	108
Beam Details.....	109
ISO Diagrams .....	110
Chromaticity.....	111
TM-30 Details .....	112
<b>Full Spot - Full Power - Stable .....</b>	<b>113</b>
Report Summary.....	113
Overall Measurement.....	113
Beam Details.....	114
ISO Diagrams .....	115
Chromaticity.....	116
TM-30 Details .....	117
<b>Full Spot - Red Only .....</b>	<b>118</b>
Report Summary.....	118
Overall Measurement.....	118
Beam Details.....	119
ISO Diagrams .....	120
Chromaticity.....	121
TM-30 Details .....	122
<b>Full Spot - Red Only - Calibration On.....</b>	<b>123</b>
Report Summary.....	123
Overall Measurement.....	123
Beam Details.....	124
ISO Diagrams .....	125
Chromaticity.....	126
TM-30 Details .....	127
<b>Full Spot - Green Only .....</b>	<b>128</b>
Report Summary.....	128
Overall Measurement.....	128
Beam Details.....	129
ISO Diagrams .....	130
Chromaticity.....	131
TM-30 Details .....	132
<b>Full Spot - Green Only - Calibration On.....</b>	<b>133</b>

Report Summary.....	133
Overall Measurement.....	133
Beam Details.....	134
ISO Diagrams .....	135
Chromaticity.....	136
TM-30 Details .....	137
<b>Full Spot - Blue Only.....</b>	<b>138</b>
Report Summary.....	138
Overall Measurement.....	138
Beam Details.....	139
ISO Diagrams .....	140
Chromaticity.....	141
TM-30 Details .....	142
<b>Full Spot - Blue Only - Calibration On .....</b>	<b>143</b>
Report Summary.....	143
Overall Measurement.....	143
Beam Details.....	144
ISO Diagrams .....	145
Chromaticity.....	146
TM-30 Details .....	147
<b>Full Spot - White Only.....</b>	<b>148</b>
Report Summary.....	148
Overall Measurement.....	148
Beam Details.....	149
ISO Diagrams .....	150
Chromaticity.....	151
TM-30 Details .....	152
<b>Full Spot - White Only - Calibration On .....</b>	<b>153</b>
Report Summary.....	153
Overall Measurement.....	153
Beam Details.....	154
ISO Diagrams .....	155
Chromaticity.....	156
TM-30 Details .....	157
<b>Full Spot - Single Pixel - Full Power .....</b>	<b>158</b>
Report Summary.....	158
Overall Measurement.....	158
Beam Details.....	159

ISO Diagrams .....	160
Chromaticity.....	161
TM-30 Details .....	162
<b>Full Spot - Single Pixel - Full Power - Calibration On.....</b>	<b>163</b>
Report Summary.....	163
Overall Measurement.....	163
Beam Details.....	164
ISO Diagrams .....	165
Chromaticity.....	166
TM-30 Details .....	167
<b>Full Spot - Single Pixel - Red Only .....</b>	<b>168</b>
Report Summary.....	168
Overall Measurement.....	168
Beam Details.....	169
ISO Diagrams .....	170
Chromaticity.....	171
TM-30 Details .....	172
<b>Full Spot - Single Pixel - Red Only - Calibration On.....</b>	<b>173</b>
Report Summary.....	173
Overall Measurement.....	173
Beam Details.....	174
ISO Diagrams .....	175
Chromaticity.....	176
TM-30 Details .....	177
<b>Full Spot - Single Pixel - Green Only .....</b>	<b>178</b>
Report Summary.....	178
Overall Measurement.....	178
Beam Details.....	179
ISO Diagrams .....	180
Chromaticity.....	181
TM-30 Details .....	182
<b>Full Spot - Single Pixel - Green Only - Calibration On.....</b>	<b>183</b>
Report Summary.....	183
Overall Measurement.....	183
Beam Details.....	184
ISO Diagrams .....	185
Chromaticity.....	186
TM-30 Details .....	187



<b>Full Spot - Single Pixel - Blue Only</b> .....	188
Report Summary.....	188
Overall Measurement.....	188
Beam Details .....	189
ISO Diagrams .....	190
Chromaticity.....	191
TM-30 Details .....	192
<b>Full Spot - Single Pixel - Blue Only - Calibration On</b> .....	193
Report Summary.....	193
Overall Measurement.....	193
Beam Details .....	194
ISO Diagrams .....	195
Chromaticity.....	196
TM-30 Details .....	197
<b>Full Spot - Single Pixel - White Only</b> .....	198
Report Summary.....	198
Overall Measurement.....	198
Beam Details .....	199
ISO Diagrams .....	200
Chromaticity.....	201
TM-30 Details .....	202
<b>Full Spot - Single Pixel - White Only - Calibration On</b> .....	203
Report Summary.....	203
Overall Measurement.....	203
Beam Details .....	204
ISO Diagrams .....	205
Chromaticity.....	206
TM-30 Details .....	207
<b>50% Zoom - Full Power</b> .....	208
Report Summary.....	208
Overall Measurement.....	208
Beam Details .....	209
ISO Diagrams .....	210
Chromaticity.....	211
TM-30 Details .....	212
<b>50% Zoom - Full Power - Calibration On</b> .....	213
Report Summary.....	213
Overall Measurement.....	213

Beam Details .....	214
ISO Diagrams .....	215
Chromaticity.....	216
TM-30 Details .....	217
<b>50% Zoom - Red Only .....</b>	<b>218</b>
Report Summary.....	218
Overall Measurement.....	218
Beam Details .....	219
ISO Diagrams .....	220
Chromaticity.....	221
TM-30 Details .....	222
<b>50% Zoom - Red Only - Calibration On .....</b>	<b>223</b>
Report Summary.....	223
Overall Measurement.....	223
Beam Details .....	224
ISO Diagrams .....	225
Chromaticity.....	226
TM-30 Details .....	227
<b>50% Zoom - Green Only .....</b>	<b>228</b>
Report Summary.....	228
Overall Measurement.....	228
Beam Details .....	229
ISO Diagrams .....	230
Chromaticity.....	231
TM-30 Details .....	232
<b>50% Zoom - Green Only - Calibration On .....</b>	<b>233</b>
Report Summary.....	233
Overall Measurement.....	233
Beam Details .....	234
ISO Diagrams .....	235
Chromaticity.....	236
TM-30 Details .....	237
<b>50% Zoom - Blue Only .....</b>	<b>238</b>
Report Summary.....	238
Overall Measurement.....	238
Beam Details .....	239
ISO Diagrams .....	240
Chromaticity.....	241

TM-30 Details .....	242
<b>50% Zoom - Blue Only - Calibration On</b> .....	<b>243</b>
Report Summary .....	243
Overall Measurement .....	243
Beam Details .....	244
ISO Diagrams .....	245
Chromaticity .....	246
TM-30 Details .....	247
<b>50% Zoom - White Only</b> .....	<b>248</b>
Report Summary .....	248
Overall Measurement .....	248
Beam Details .....	249
ISO Diagrams .....	250
Chromaticity .....	251
TM-30 Details .....	252
<b>50% Zoom - White Only - Calibration On</b> .....	<b>253</b>
Report Summary .....	253
Overall Measurement .....	253
Beam Details .....	254
ISO Diagrams .....	255
Chromaticity .....	256
TM-30 Details .....	257
<b>50% Zoom - 2700K</b> .....	<b>258</b>
Report Summary .....	258
Overall Measurement .....	258
Beam Details .....	259
ISO Diagrams .....	260
Chromaticity .....	261
TM-30 Details .....	262
<b>50% Zoom - 3200K</b> .....	<b>263</b>
Report Summary .....	263
Overall Measurement .....	263
Beam Details .....	264
ISO Diagrams .....	265
Chromaticity .....	266
TM-30 Details .....	267
<b>50% Zoom - 4000K</b> .....	<b>268</b>
Report Summary .....	268

Overall Measurement.....	268
Beam Details.....	269
ISO Diagrams .....	270
Chromaticity.....	271
TM-30 Details .....	272
<b>50% Zoom - 5600K.....</b>	<b>273</b>
Report Summary.....	273
Overall Measurement.....	273
Beam Details.....	274
ISO Diagrams .....	275
Chromaticity.....	276
TM-30 Details .....	277
<b>50% Zoom - 6500K.....</b>	<b>278</b>
Report Summary.....	278
Overall Measurement.....	278
Beam Details.....	279
ISO Diagrams .....	280
Chromaticity.....	281
TM-30 Details .....	282
<b>50% Zoom - 7500K.....</b>	<b>283</b>
Report Summary.....	283
Overall Measurement.....	283
Beam Details.....	284
ISO Diagrams .....	285
Chromaticity.....	286
TM-30 Details .....	287
<b>50% Zoom - Single Pixel - Full Power .....</b>	<b>288</b>
Report Summary.....	288
Overall Measurement.....	288
Beam Details.....	289
ISO Diagrams .....	290
Chromaticity.....	291
TM-30 Details .....	292
<b>50% Zoom - Single Pixel - Full Power - Calibration On .....</b>	<b>293</b>
Report Summary.....	293
Overall Measurement.....	293
Beam Details.....	294
ISO Diagrams .....	295

Chromaticity.....	296
TM-30 Details .....	297
<b>50% Zoom - Single Pixel - Red Only .....</b>	<b>298</b>
Report Summary.....	298
Overall Measurement.....	298
Beam Details.....	299
ISO Diagrams .....	300
Chromaticity.....	301
TM-30 Details .....	302
<b>50% Zoom - Single Pixel - Red Only - Calibration On .....</b>	<b>303</b>
Report Summary.....	303
Overall Measurement.....	303
Beam Details.....	304
ISO Diagrams .....	305
Chromaticity.....	306
TM-30 Details .....	307
<b>50% Zoom - Single Pixel - Green Only .....</b>	<b>308</b>
Report Summary.....	308
Overall Measurement.....	308
Beam Details.....	309
ISO Diagrams .....	310
Chromaticity.....	311
TM-30 Details .....	312
<b>50% Zoom - Single Pixel - Green Only - Calibration On .....</b>	<b>313</b>
Report Summary.....	313
Overall Measurement.....	313
Beam Details.....	314
ISO Diagrams .....	315
Chromaticity.....	316
TM-30 Details .....	317
<b>50% Zoom - Single Pixel - Blue Only .....</b>	<b>318</b>
Report Summary.....	318
Overall Measurement.....	318
Beam Details.....	319
ISO Diagrams .....	320
Chromaticity.....	321
TM-30 Details .....	322
<b>50% Zoom - Single Pixel - Blue Only - Calibration On.....</b>	<b>323</b>

Report Summary.....	323
Overall Measurement.....	323
Beam Details.....	324
ISO Diagrams .....	325
Chromaticity.....	326
TM-30 Details .....	327
<b>50% Zoom - Single Pixel - White Only .....</b>	<b>328</b>
Report Summary.....	328
Overall Measurement.....	328
Beam Details.....	329
ISO Diagrams .....	330
Chromaticity.....	331
TM-30 Details .....	332
<b>50% Zoom - Single Pixel - White Only - Calibration On.....</b>	<b>333</b>
Report Summary.....	333
Overall Measurement.....	333
Beam Details.....	334
ISO Diagrams .....	335
Chromaticity.....	336
TM-30 Details .....	337
<b>Contact Us.....</b>	<b>338</b>

## Testing Process

### Total Illuminance Measurements

Illuminance is measured using the Viso Systems LabSpion<sup>®</sup>, which takes multiple measurements across a light beam to calculate the total delivered lumens, beam, and field of a product. These values can be described as the empirical output of the product as it projects from the lens or lenses. All photometric data contained in this report are obtained from the actual illuminance of the tested Chauvet light source and are never theoretical values derived from calculations.

### Testing Lab Equipment and Process

The Chauvet headquarters in Sunrise, Florida has a climate- and light-controlled photometric testing laboratory where Chauvet products are analyzed and photometric data are measured using the Viso Systems LabSpion<sup>®</sup> light measurement solution.

This system includes a spectrometer sensor, which measures the precise light and color output of the fixture, and a two-axis goniometer, which rotates the product to allow for multi-angle and multi-directional measurement. The Viso Light Inspector software then collects and summarizes the data. From the data gathered, the software can also measure the beam and field angles, accurate color temperature, color quality, and illuminance at multiple distances. The custom-built, Chauvet-specific template presents this information in the photometric and chromaticity reports that follow.

IES (Illuminating Engineering Society) files, an industry-standard file format, are also generated from each test for easy distribution of photometric data.

Several light meters are also used for specific products or to recheck for precision. Accuracy is verified using one or more of the devices listed below:

- Sekonic SpectroMaster C-700-U
- EXTECH HD450 Datalogging Heavy Duty Light Meter
- Asensetek Essence Lighting Passport

To ensure accurate measurements in every photometric or chromaticity test, Chauvet routinely calibrates the LabSpion<sup>®</sup> system every six months as recommended by Viso Systems.



# Photometrics & Chromaticity Reports



# Photometric & Chromaticity Report

COLORado PXL Curve 12: Full Flood - Full Power

## Report Summary

### Measurements

Fixture Output: 6319 lm  
Fixture Peak: 30325 cd  
Fixture Efficacy: n/a lm/W  
Intensity @ 5m: 1212 lux  
Color Temperature: 0 K  
CRI: 0.0      CRI R9 Value: 0.0  
CQS: 0.0  
TLCI: n/a  
TM-30 Rf: 0.0  
TM-30 Rg: 0.0  
Beam Angle (50%): 27.3°  
Field Angle (10%): 34.1°  
Cutoff Angle (3%): 36.8°

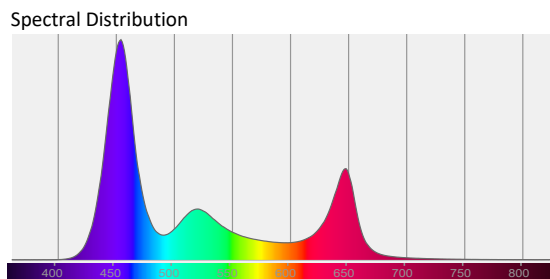
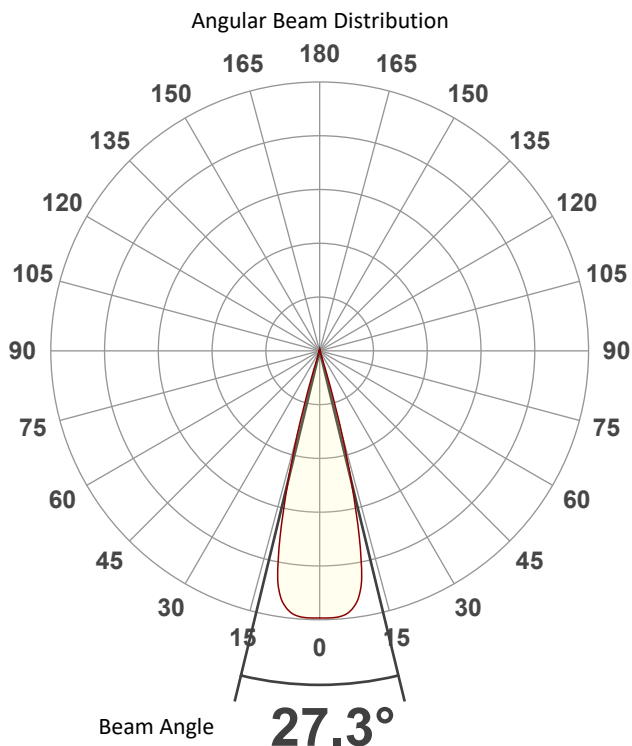


### Conditions

AC Supply: 119 V, 60 Hz  
Power: n/a W  
Current: 0.000 A  
Power Factor: n/a

This data sheet conforms to American National Standard E1.9 – 2007 (R2017). All data was measured and calculated by a Viso Systems LabSpion Goniometer at the Chauvet PD Optics Laboratory in Sunrise, FL on 4/25/2023 to LM-63-2002 Standards.

## Overall Measurement



Tested Color (CIE 1931):  
X: 0.234  
Y: 0.182



Light Quality  
CRI: 0.0

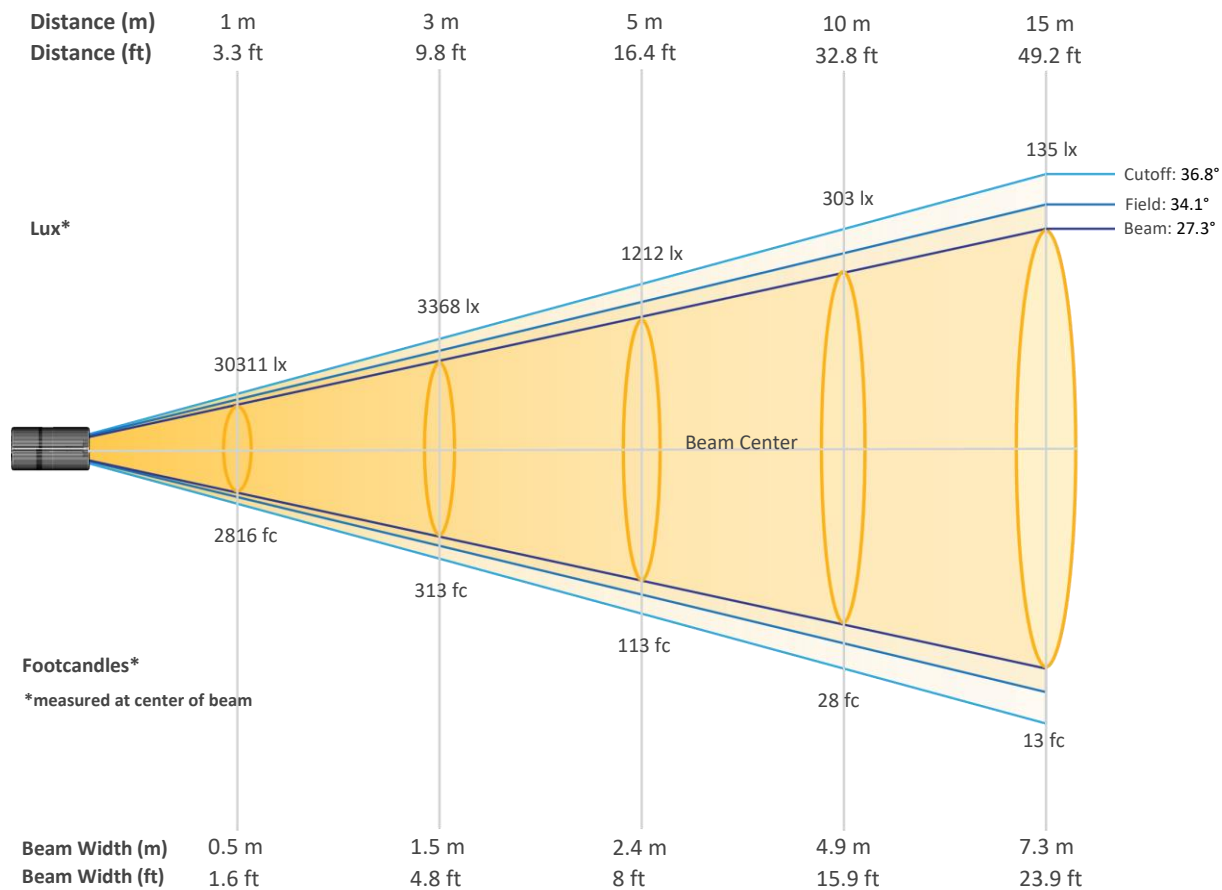
Color Temperature  
0 K



# Photometric & Chromaticity Report

COLORado PXL Curve 12: Full Flood - Full Power

## Beam Details

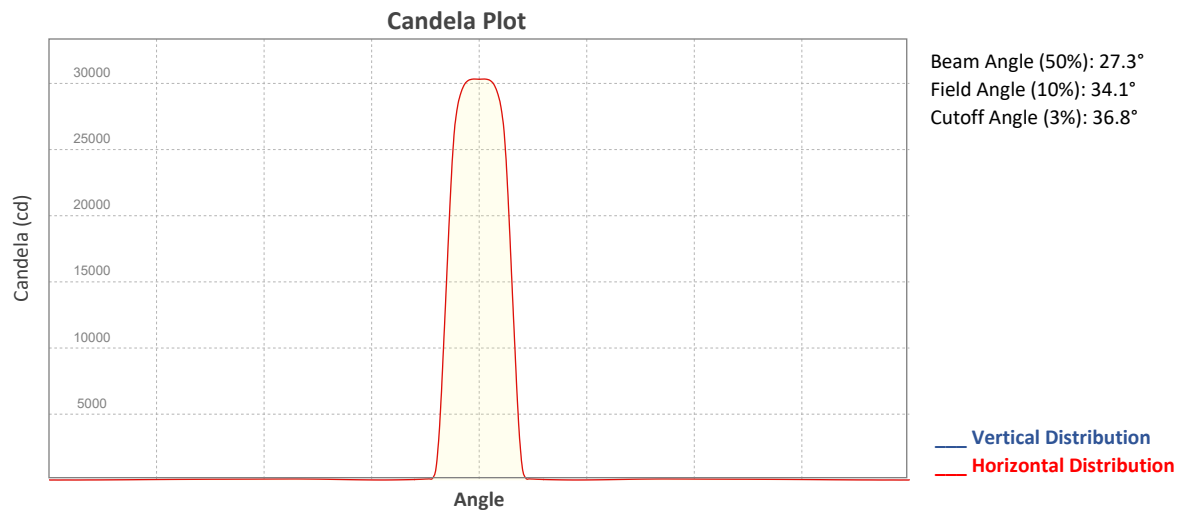


### Beam Intensities from 1-20m (3.3-65.6ft)

Distance	1m	2m	3m	4m	5m	6m	7m	8m	9m	10m
Lux	30311	7578	3368	1894	1212	842	619	474	374	303
Distance	11m	12m	13m	14m	15m	16m	17m	18m	19m	20m
Lux	251	210	179	155	135	118	105	94	84	76
Distance	3.3ft	6.6ft	9.8ft	13.1ft	16.4ft	19.7ft	23ft	26.2ft	29.5ft	32.8ft
FC	2816	704	313	176	113	78	57	44	35	28
Distance	36.1ft	39.4ft	42.7ft	45.9ft	49.2ft	52.5ft	55.8ft	59.1ft	62.3ft	65.6ft
FC	23	20	17	14	13	11	10	9	8	7

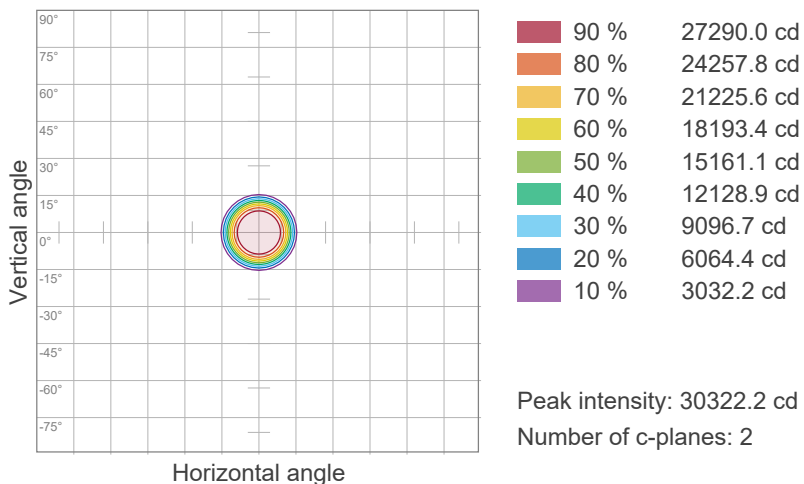
# Photometric & Chromaticity Report

COLORado PXL Curve 12: Full Flood - Full Power

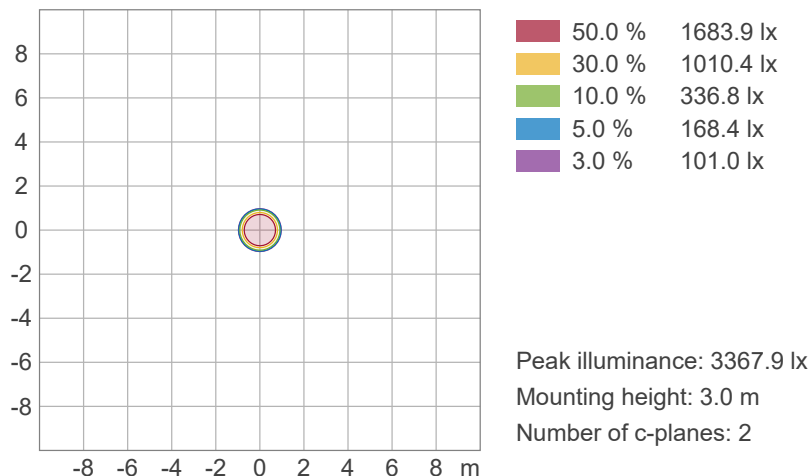


## ISO Diagrams

### ISO Candela Diagram



### ISO Lux Diagram





# Photometric & Chromaticity Report

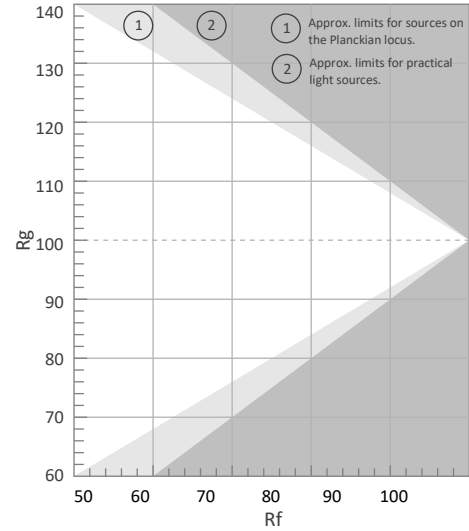
COLORado PXL Curve 12: Full Flood - Full Power

## TM-30 Details


**Rf 0.0**  
Fidelity Index  
(Rg)

**Rg 0.0**  
Gammut Index (Rg)


Hue Bin	R <sub>f</sub>	Graphic shifts (%)	
		Chroma	Hue
1	0	0%	0%
2	0	0%	0%
3	0	0%	0%
4	0	0%	0%
5	0	0%	0%
6	0	0%	0%
7	0	0%	0%
8	0	0%	0%
9	0	0%	0%
10	0	0%	0%
11	0	0%	0%
12	0	0%	0%
13	0	0%	0%
14	0	0%	0%
15	0	0%	0%
16	0	0%	0%




Color Vector Graphic




Color Distortion Graphic



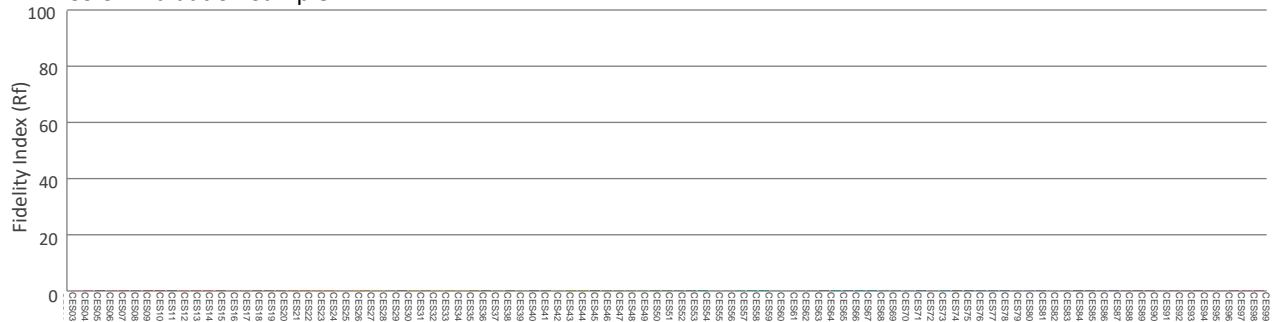
Rf by Hue



Local Chroma Shift by Hue



Color Evaluation Sample



# Photometric & Chromaticity Report

COLORado PXL Curve 12: Full Flood - Full Power - Calibration On

## Report Summary

### Measurements

Fixture Output: 5912 lm  
Fixture Peak: 28174 cd  
Fixture Efficacy: n/a lm/W  
Intensity @ 5m: 1126 lux  
Color Temperature: 6474 K  
CRI: 63.8    CRI R9 Value: -103.0  
CQS: 81.1  
TLCI: 45  
TM-30 Rf: 76.7  
TM-30 Rg: 119.7  
Beam Angle (50%): 27.3°  
Field Angle (10%): 34.6°  
Cutoff Angle (3%): 38°

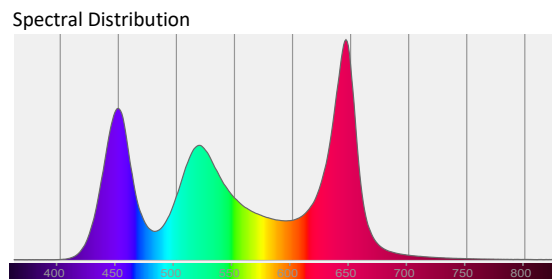
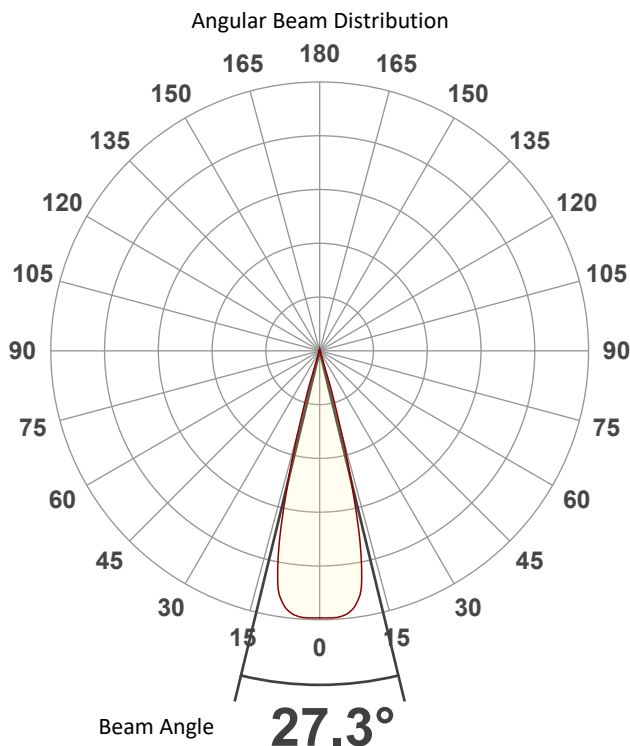


### Conditions

AC Supply: 119 V, 60 Hz  
Power: n/a W  
Current: 0.000 A  
Power Factor: n/a

This data sheet conforms to American National Standard E1.9 – 2007 (R2017). All data was measured and calculated by a Viso Systems LabSpion Goniometer at the Chauvet PD Optics Laboratory in Sunrise, FL on 4/25/2023 to LM-63-2002 Standards.

## Overall Measurement



Tested Color (CIE 1931):  
X: 0.315  
Y: 0.315

Light Quality  
CRI: 63.8

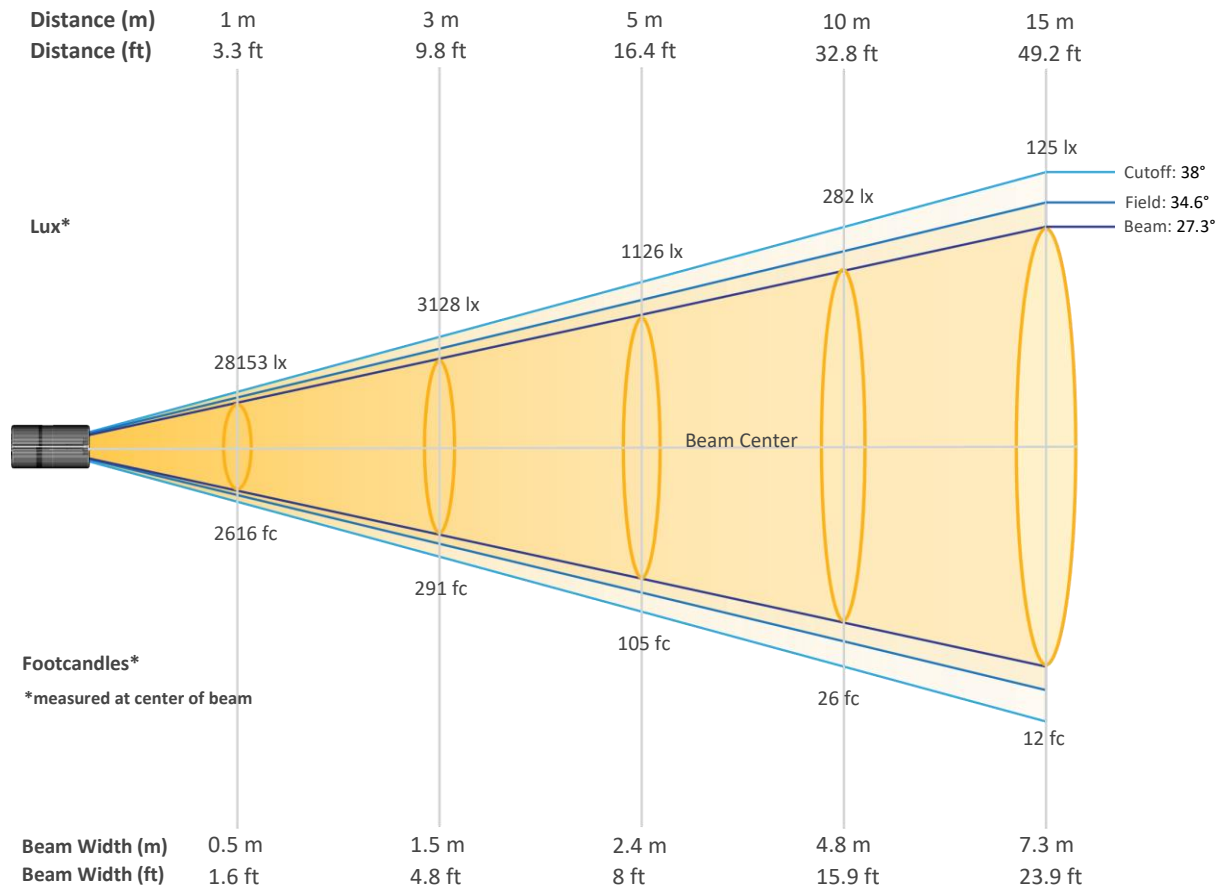
Color Temperature  
6474 K



# Photometric & Chromaticity Report

COLORado PXL Curve 12: Full Flood - Full Power - Calibration On

## Beam Details

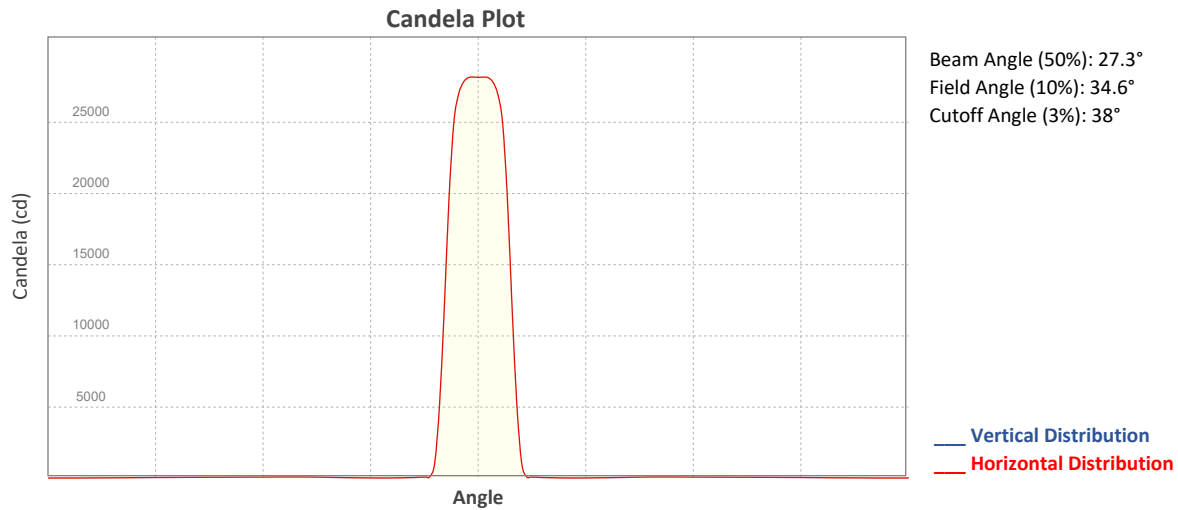


### Beam Intensities from 1-20m (3.3-65.6ft)

Distance	1m	2m	3m	4m	5m	6m	7m	8m	9m	10m
Lux	28153	7038	3128	1760	1126	782	575	440	348	282
Distance	11m	12m	13m	14m	15m	16m	17m	18m	19m	20m
Lux	233	196	167	144	125	110	97	87	78	70
Distance	3.3ft	6.6ft	9.8ft	13.1ft	16.4ft	19.7ft	23ft	26.2ft	29.5ft	32.8ft
FC	2616	654	291	163	105	73	53	41	32	26
Distance	36.1ft	39.4ft	42.7ft	45.9ft	49.2ft	52.5ft	55.8ft	59.1ft	62.3ft	65.6ft
FC	22	18	15	13	12	10	9	8	7	7

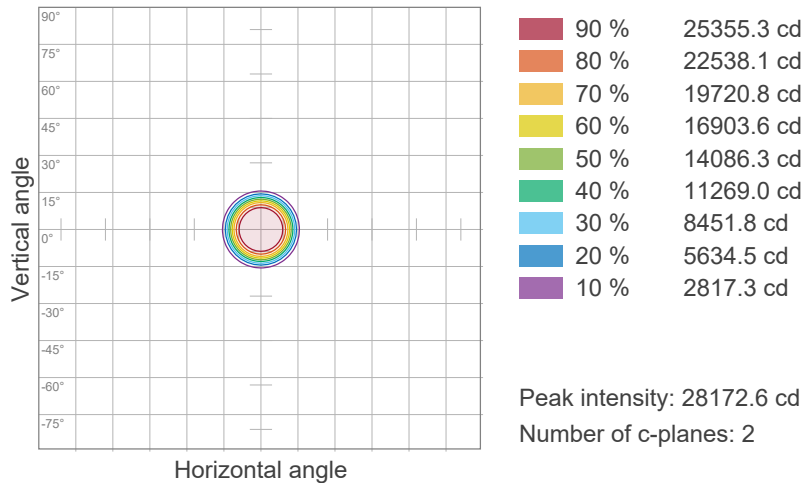
# Photometric & Chromaticity Report

COLORado PXL Curve 12: Full Flood - Full Power - Calibration On

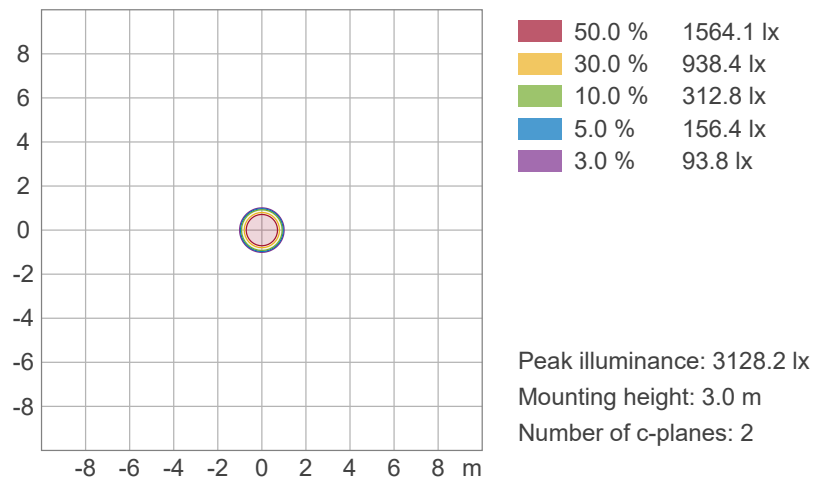


## ISO Diagrams

### ISO Candela Diagram



### ISO Lux Diagram

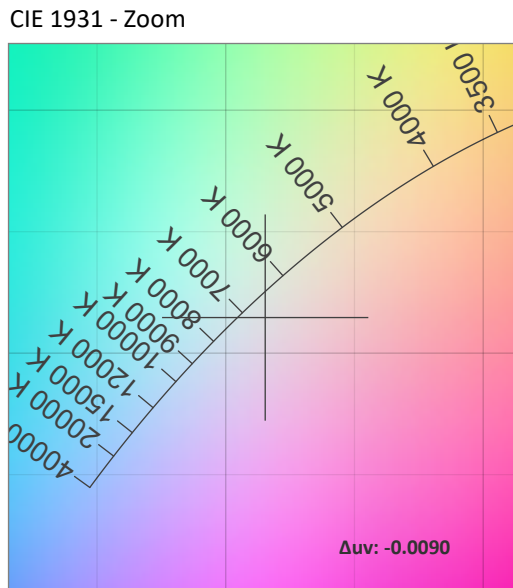
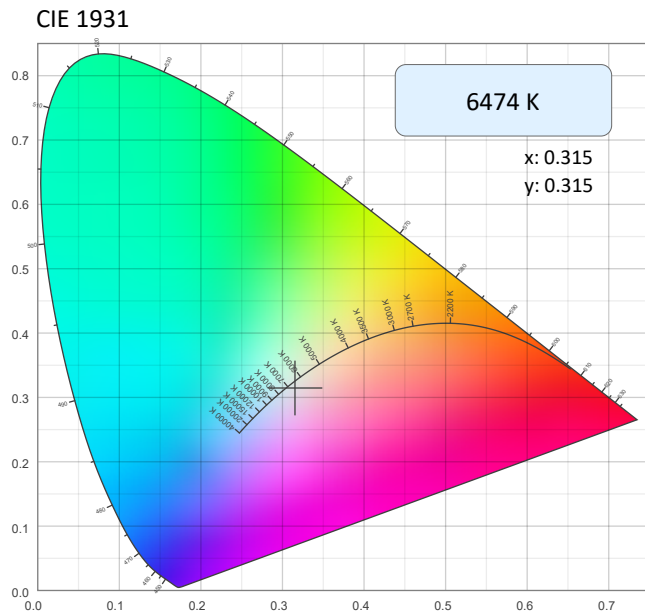




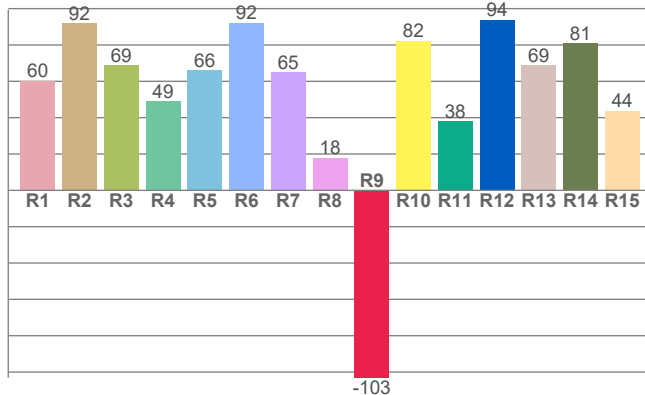
# Photometric & Chromaticity Report

COLORado PXL Curve 12: Full Flood - Full Power - Calibration On

## Chromaticity



CRI: 63.8 (R1-R8)

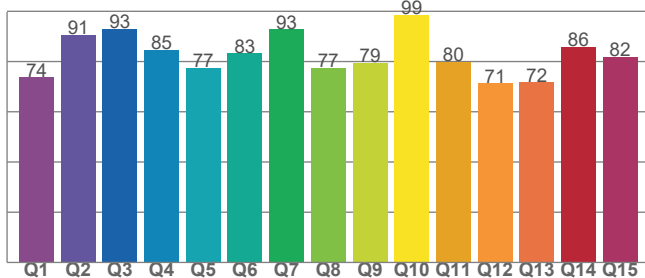


Color Parameters

Color Temperature	Color Coordinate CIE 1931	Color Coordinate CIE 1931
CCT	x	y
6474 K	0.315	0.315

Color Deviation from Black Body Curve	Color Coordinate CIE 1964	Color Coordinate CIE 1964
Δuv	y	u
-0.0090	0.315	0.205

CQS: 81.1



Color Rendering Index	Red Component	Color Quality Scale
CRI	CRI - R9	CQS
63.8	-103.0	81.1

Television Lighting Consistency Index	Color Fidelity	Color Gamut
TLCI	TM30 - Rf	TM30 Rg
45	76.7	119.7



# Photometric & Chromaticity Report

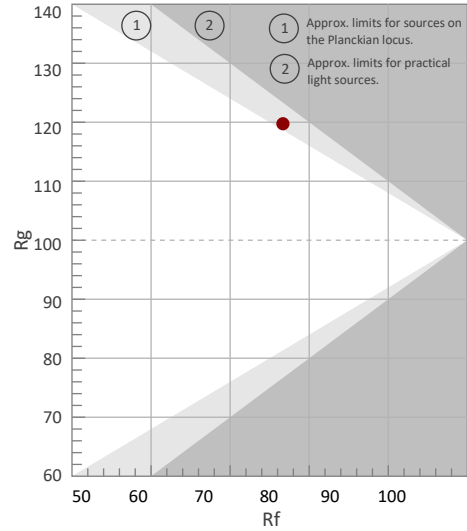
COLORado PXL Curve 12: Full Flood - Full Power - Calibration On

## TM-30 Details

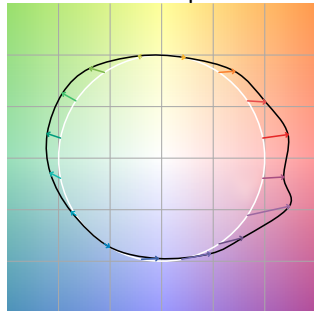
**Rf 76.7**  
Fidelity Index (Rg)

**Rg 119.7**  
Gammut Index (Rg)

Hue Bin	R <sub>f</sub>	Graphic shifts (%)	
		Chroma	Hue
1	55	25%	-1%
2	72	14%	-11%
3	73	9%	-12%
4	92	0%	-3%
5	90	2%	3%
6	79	11%	9%
7	77	15%	1%
8	77	13%	-2%
9	87	9%	-7%
10	87	2%	-5%
11	88	0%	6%
12	77	-4%	15%
13	69	0%	28%
14	63	8%	22%
15	56	29%	30%
16	66	20%	5%



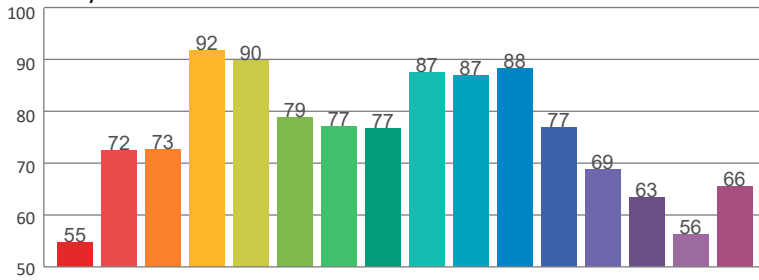
Color Vector Graphic



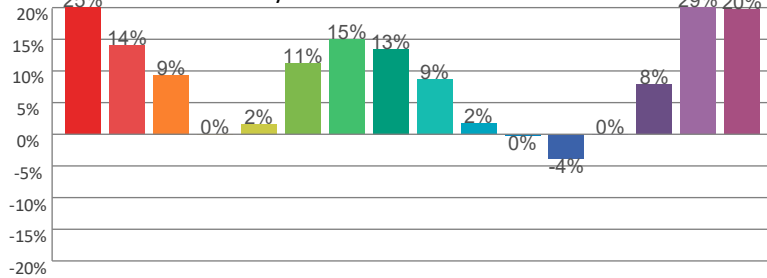
Color Distortion Graphic



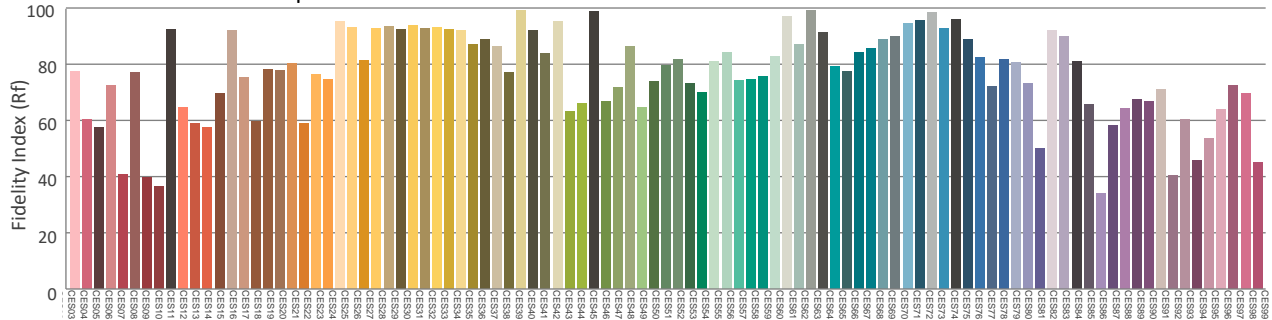
Rf by Hue



Local Chroma Shift by Hue



Color Evaluation Sample



# Photometric & Chromaticity Report

COLORado PXL Curve 12: Full Flood - Red Only

## Report Summary

### Measurements

Fixture Output: 1173 lm  
Fixture Peak: 5769 cd  
Fixture Efficacy: n/a lm/W  
Intensity @ 5m: 231 lux  
Color Temperature: 0 K  
CRI: 0.0      CRI R9 Value: 0.0  
CQS: 0.0  
TLCI: n/a  
TM-30 Rf: 0.0  
TM-30 Rg: 0.0  
Beam Angle (50%): 26.8°  
Field Angle (10%): 34.2°  
Cutoff Angle (3%): 37.4°

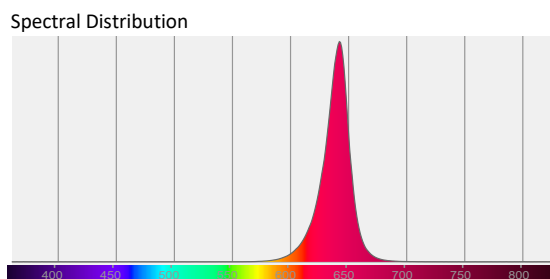
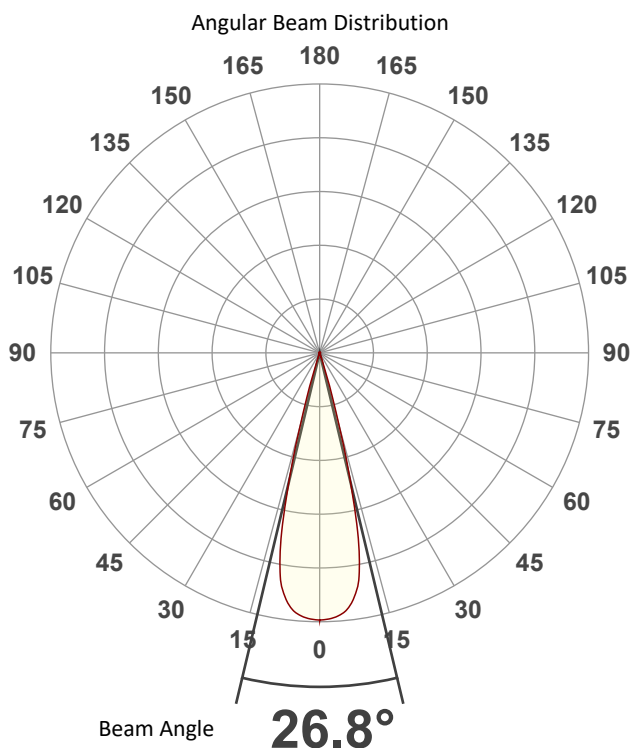


### Conditions

AC Supply: 120 V, 60 Hz  
Power: n/a W  
Current: 0.000 A  
Power Factor: n/a

This data sheet conforms to American National Standard E1.9 – 2007 (R2017). All data was measured and calculated by a Viso Systems LabSpion Goniometer at the Chauvet PD Optics Laboratory in Sunrise, FL on 4/26/2023 to LM-63-2002 Standards.

## Overall Measurement



Tested Color (CIE 1931):

X: 0.702

Y: 0.297



Light Quality

CRI: 0.0

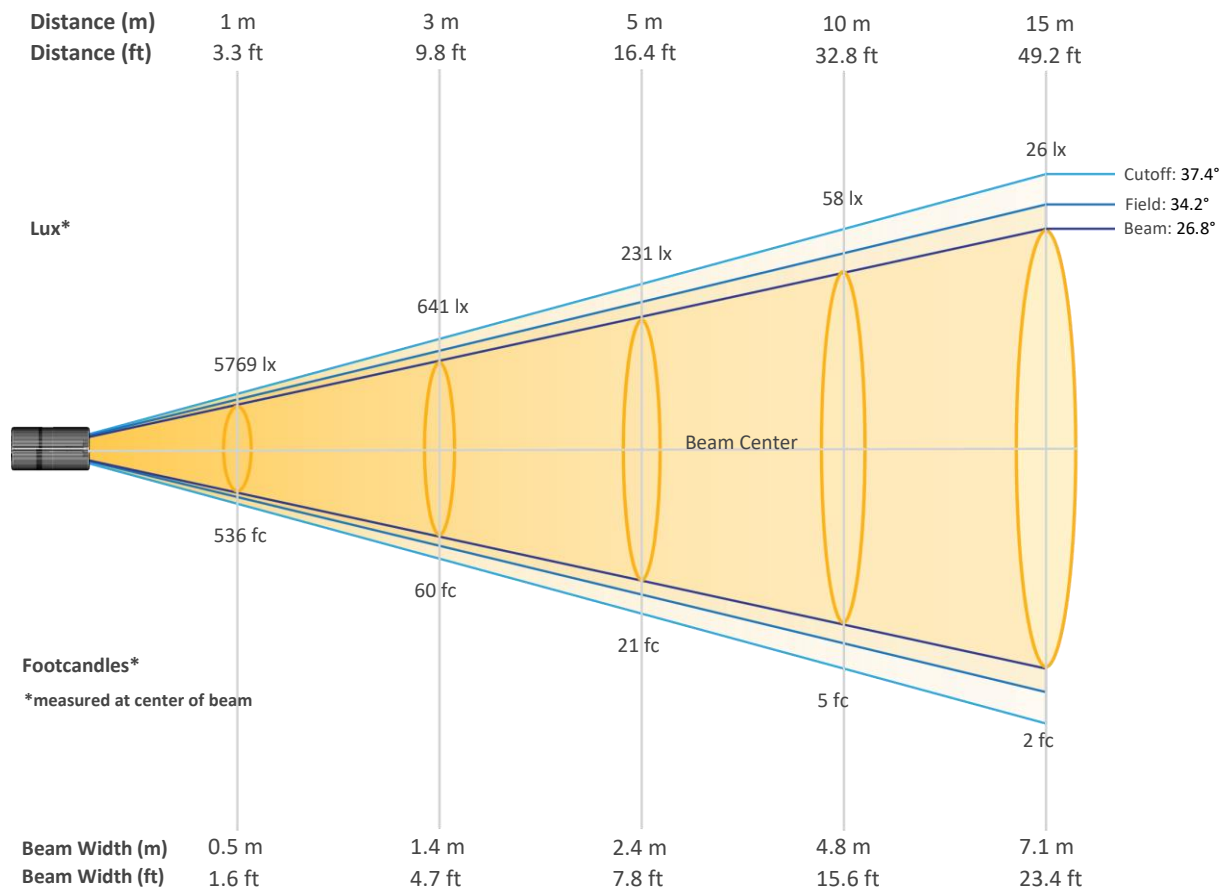
Color Temperature

0 K

# Photometric & Chromaticity Report

COLORado PXL Curve 12: Full Flood - Red Only

## Beam Details

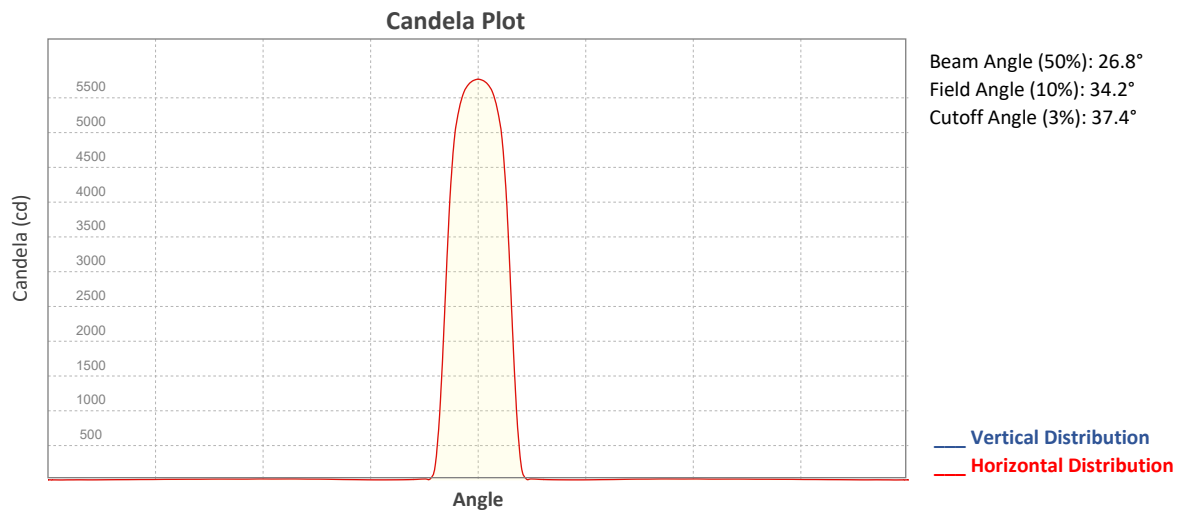


### Beam Intensities from 1-20m (3.3-65.6ft)

Distance	1m	2m	3m	4m	5m	6m	7m	8m	9m	10m
Lux	5769	1442	641	361	231	160	118	90	71	58
Distance	11m	12m	13m	14m	15m	16m	17m	18m	19m	20m
Lux	48	40	34	29	26	23	20	18	16	14
Distance	3.3ft	6.6ft	9.8ft	13.1ft	16.4ft	19.7ft	23ft	26.2ft	29.5ft	32.8ft
FC	536	134	60	33	21	15	11	8	7	5
Distance	36.1ft	39.4ft	42.7ft	45.9ft	49.2ft	52.5ft	55.8ft	59.1ft	62.3ft	65.6ft
FC	4	4	3	3	2	2	2	2	1	1

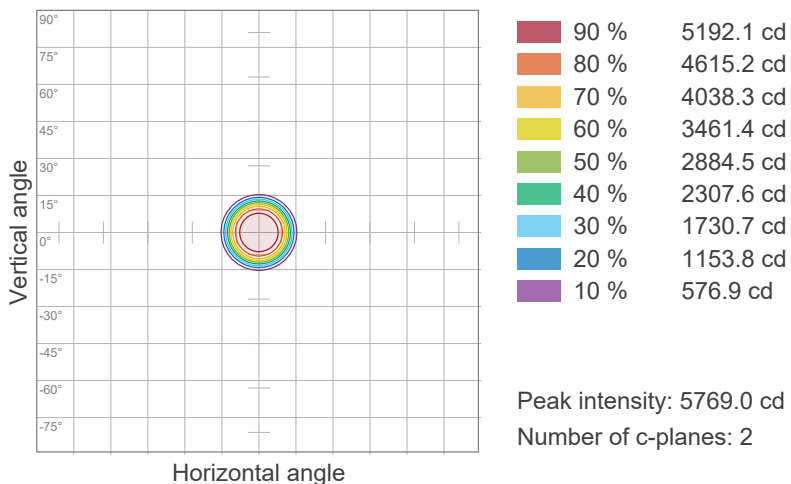
# Photometric & Chromaticity Report

COLORado PXL Curve 12: Full Flood - Red Only

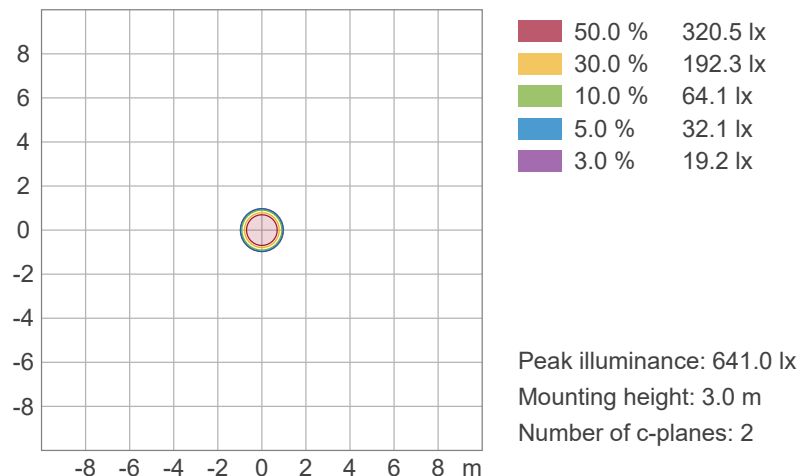


## ISO Diagrams

### ISO Candela Diagram



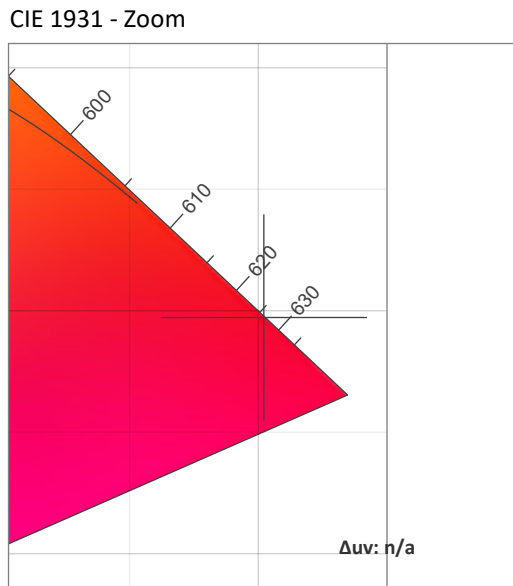
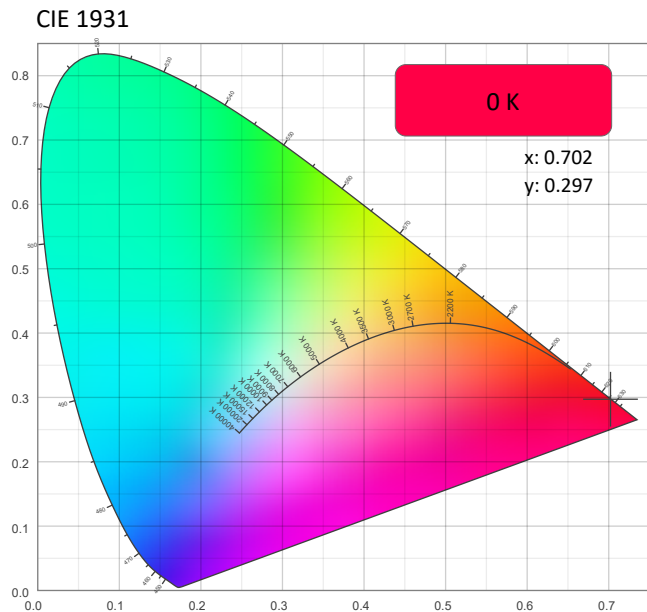
### ISO Lux Diagram



# Photometric & Chromaticity Report

COLORado PXL Curve 12: Full Flood - Red Only

## Chromaticity



CRI: 0.0 (R1-R8)

0	0	0	0	0	0	0	0	0	0	0	0	0	0	0
R1	R2	R3	R4	R5	R6	R7	R8	R9	R10	R11	R12	R13	R14	R15

CQS: 0.0

0	0	0	0	0	0	0	0	0	0	0	0	0	0	0
Q1	Q2	Q3	Q4	Q5	Q6	Q7	Q8	Q9	Q10	Q11	Q12	Q13	Q14	Q15

Color Parameters

Color Temperature	Color Coordinate CIE 1931	Color Coordinate CIE 1931
CCT	x	y
0 K	0.702	0.297

Color Deviation from Black Body Curve	Color Coordinate CIE 1964	Color Coordinate CIE 1964
Δuv	y	u
n/a	0.297	0.544

Color Rendering Index	Red Component	Color Quality Scale
CRI	CRI - R9	CQS
0.0	0.0	0.0

Television Lighting Consistency Index	Color Fidelity	Color Gamut
TLCI	TM30 - Rf	TM30 Rg
n/a	0.0	0.0



# Photometric & Chromaticity Report

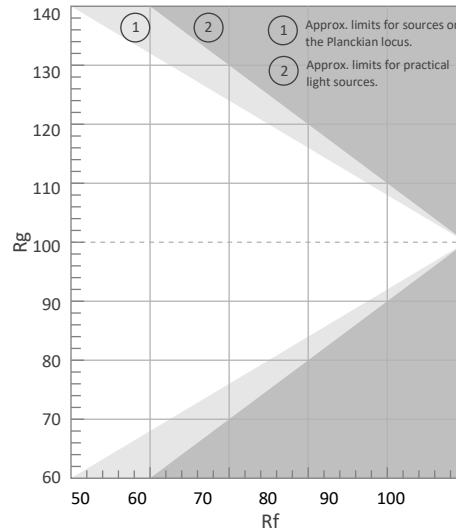
COLORado PXL Curve 12: Full Flood - Red Only

## TM-30 Details

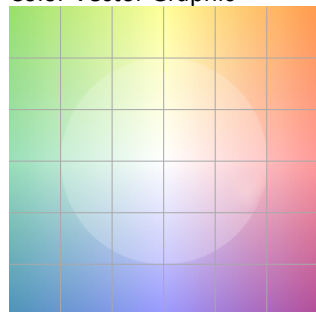
**Rf 0.0**  
Fidelity Index (Rg)

**Rg 0.0**  
Gammut Index (Rg)

Hue Bin	R <sub>f</sub>	Graphic shifts (%)	
		Chroma	Hue
1	0	0%	0%
2	0	0%	0%
3	0	0%	0%
4	0	0%	0%
5	0	0%	0%
6	0	0%	0%
7	0	0%	0%
8	0	0%	0%
9	0	0%	0%
10	0	0%	0%
11	0	0%	0%
12	0	0%	0%
13	0	0%	0%
14	0	0%	0%
15	0	0%	0%
16	0	0%	0%



Color Vector Graphic



Color Distortion Graphic



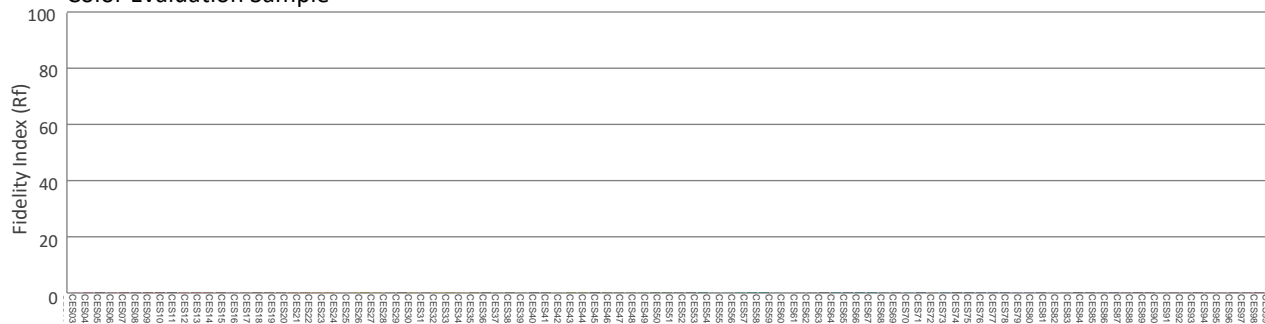
R<sub>f</sub> by Hue



Local Chroma Shift by Hue



Color Evaluation Sample



# Photometric & Chromaticity Report

COLORado PXL Curve 12: Full Flood - Red Only - Calibration On

## Report Summary

### Measurements

Fixture Output: 1211 lm  
Fixture Peak: 5939 cd  
Fixture Efficacy: n/a lm/W  
Intensity @ 5m: 238 lux  
Color Temperature: 0 K  
CRI: 0.0      CRI R9 Value: 0.0  
CQS: 0.0  
TLCI: n/a  
TM-30 Rf: 0.0  
TM-30 Rg: 0.0  
Beam Angle (50%): 26.8°  
Field Angle (10%): 34.1°  
Cutoff Angle (3%): 37.2°

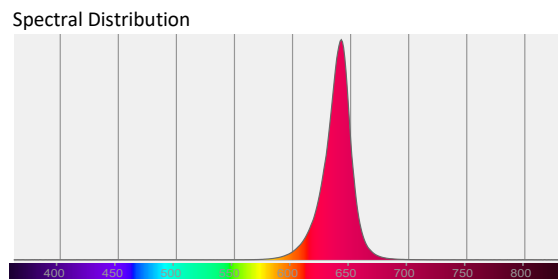
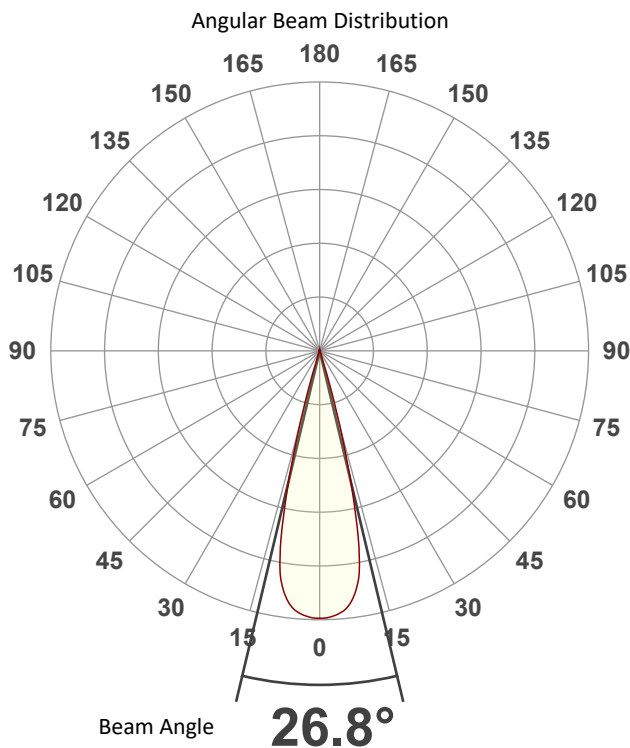


### Conditions

AC Supply: 120 V, 60.1 Hz  
Power: n/a W  
Current: 0.000 A  
Power Factor: n/a

This data sheet conforms to American National Standard E1.9 – 2007 (R2017). All data was measured and calculated by a Viso Systems LabSpion Goniometer at the Chauvet PD Optics Laboratory in Sunrise, FL on 4/26/2023 to LM-63-2002 Standards.

## Overall Measurement



Tested Color (CIE 1931):

X: 0.702

Y: 0.297



Light Quality

CRI: 0.0

Color Temperature

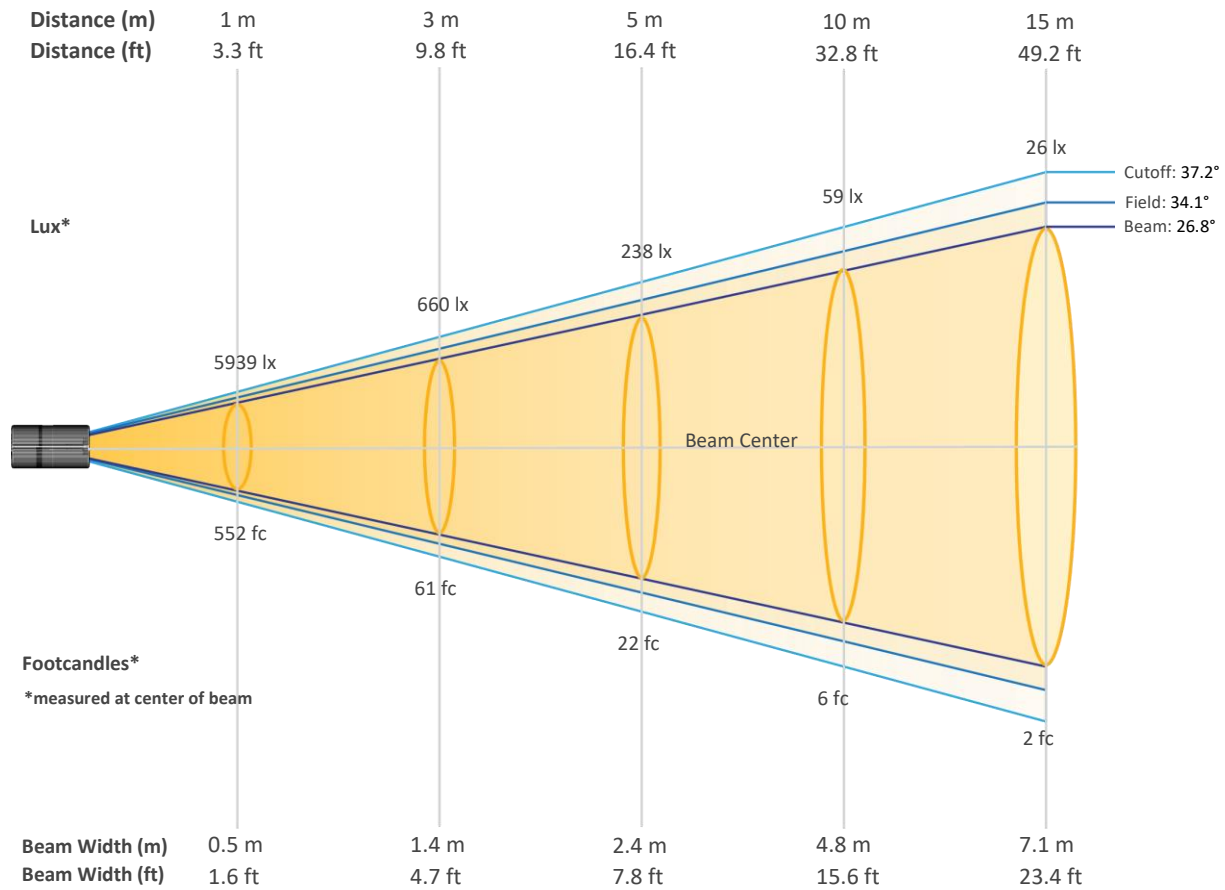
0 K



# Photometric & Chromaticity Report

COLORado PXL Curve 12: Full Flood - Red Only - Calibration On

## Beam Details

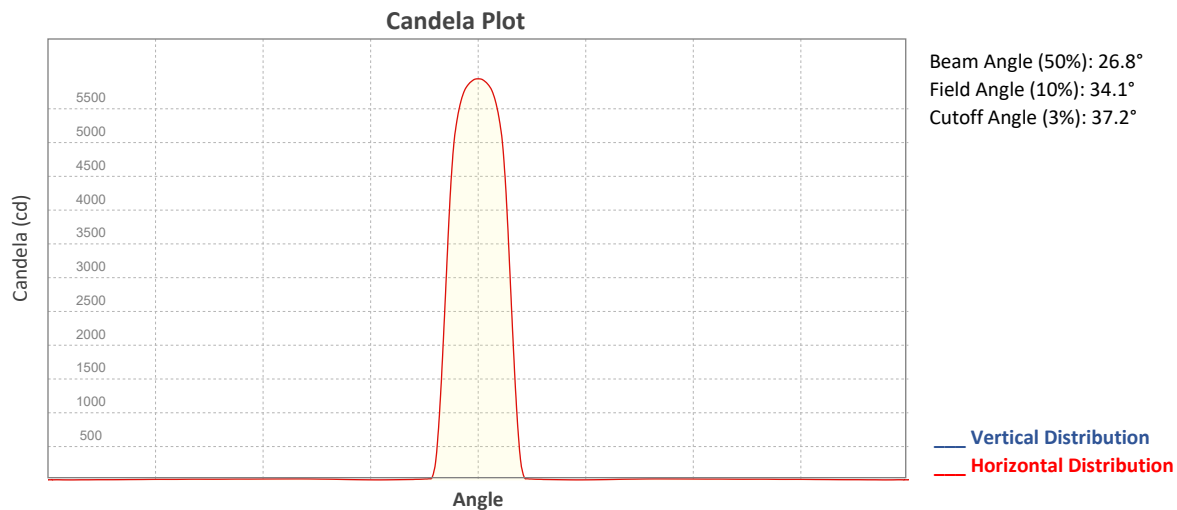


### Beam Intensities from 1-20m (3.3-65.6ft)

Distance	1m	2m	3m	4m	5m	6m	7m	8m	9m	10m
Lux	5939	1485	660	371	238	165	121	93	73	59
Distance	11m	12m	13m	14m	15m	16m	17m	18m	19m	20m
Lux	49	41	35	30	26	23	21	18	16	15
Distance	3.3ft	6.6ft	9.8ft	13.1ft	16.4ft	19.7ft	23ft	26.2ft	29.5ft	32.8ft
FC	552	138	61	34	22	15	11	9	7	6
Distance	36.1ft	39.4ft	42.7ft	45.9ft	49.2ft	52.5ft	55.8ft	59.1ft	62.3ft	65.6ft
FC	5	4	3	3	2	2	2	2	2	1

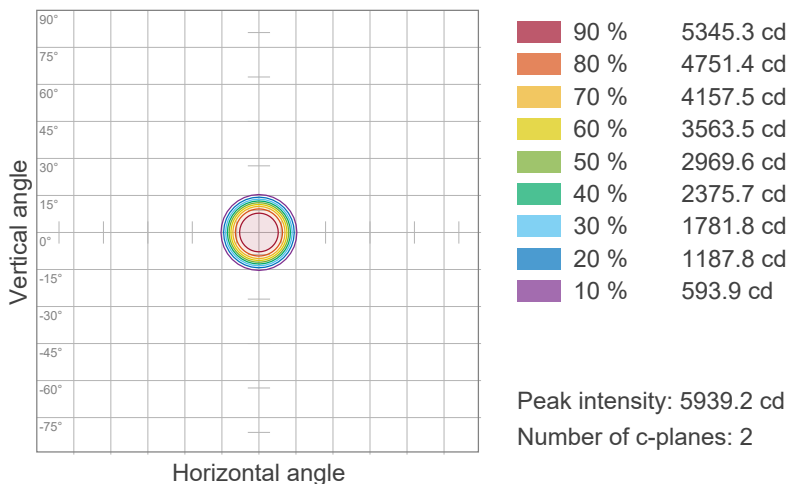
# Photometric & Chromaticity Report

COLORado PXL Curve 12: Full Flood - Red Only - Calibration On

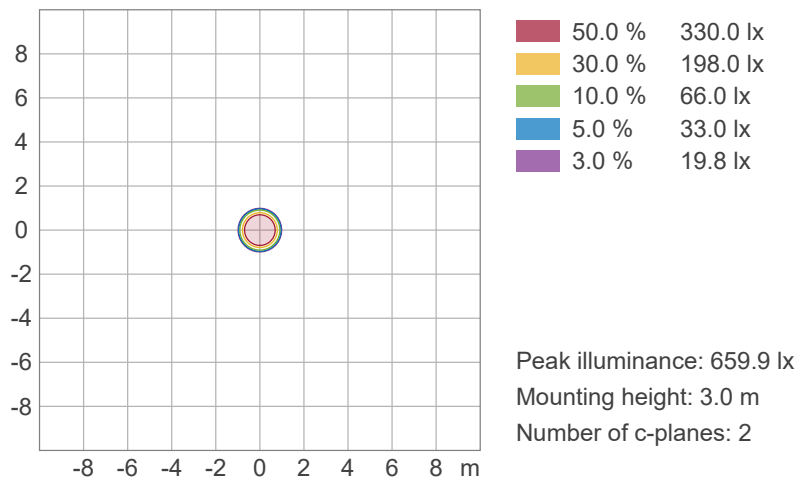


## ISO Diagrams

**ISO Candela Diagram**



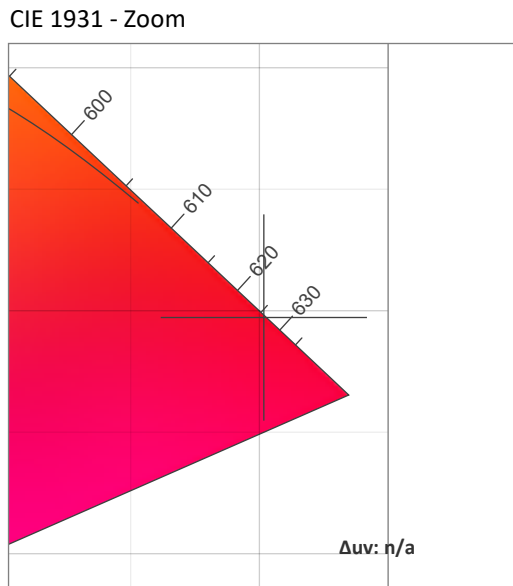
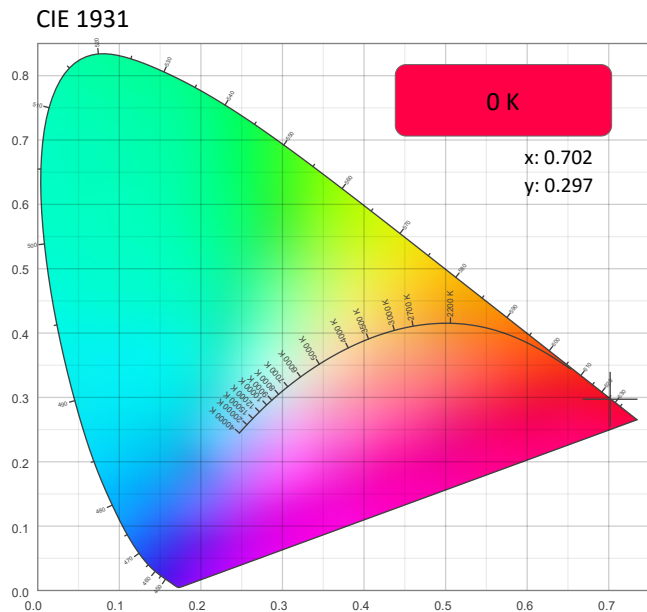
**ISO Lux Diagram**



# Photometric & Chromaticity Report

COLORado PXL Curve 12: Full Flood - Red Only - Calibration On

## Chromaticity



CRI: 0.0 (R1-R8)

0	0	0	0	0	0	0	0	0	0	0	0	0	0	0	0
R1	R2	R3	R4	R5	R6	R7	R8	R9	R10	R11	R12	R13	R14	R15	

CQS: 0.0

0	0	0	0	0	0	0	0	0	0	0	0	0	0	0	0
Q1	Q2	Q3	Q4	Q5	Q6	Q7	Q8	Q9	Q10	Q11	Q12	Q13	Q14	Q15	

Color Parameters

Color Temperature	Color Coordinate CIE 1931	Color Coordinate CIE 1931
CCT	x	y
0 K	0.702	0.297

Color Deviation from Black Body Curve	Color Coordinate CIE 1964	Color Coordinate CIE 1964
Δuv	y	u
n/a	0.297	0.544

Color Rendering Index	Red Component	Color Quality Scale
CRI	CRI - R9	CQS
0.0	0.0	0.0

Television Lighting Consistency Index	Color Fidelity	Color Gamut
TLCI	TM30 - Rf	TM30 Rg
n/a	0.0	0.0



# Photometric & Chromaticity Report

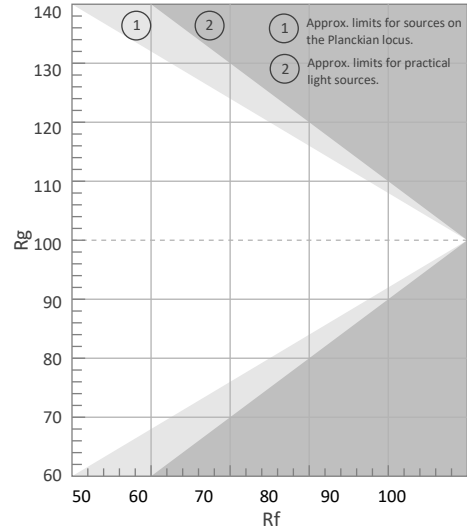
COLORado PXL Curve 12: Full Flood - Red Only - Calibration On

## TM-30 Details


**Rf 0.0**  
Fidelity Index (Rg)

**Rg 0.0**  
Gammut Index (Rg)


Hue Bin	R <sub>f</sub>	Graphic shifts (%)	
		Chroma	Hue
1	0	0%	0%
2	0	0%	0%
3	0	0%	0%
4	0	0%	0%
5	0	0%	0%
6	0	0%	0%
7	0	0%	0%
8	0	0%	0%
9	0	0%	0%
10	0	0%	0%
11	0	0%	0%
12	0	0%	0%
13	0	0%	0%
14	0	0%	0%
15	0	0%	0%
16	0	0%	0%




Color Vector Graphic




Color Distortion Graphic



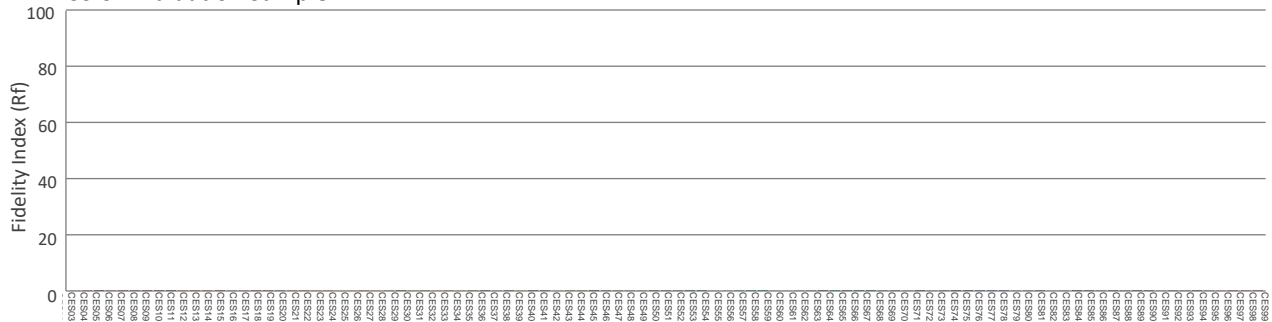
R<sub>f</sub> by Hue



Local Chroma Shift by Hue



Color Evaluation Sample



# Photometric & Chromaticity Report

COLORado PXL Curve 12: Full Flood - Green Only

## Report Summary

### Measurements

Fixture Output: 2092 lm  
Fixture Peak: 10273 cd  
Fixture Efficacy: n/a lm/W  
Intensity @ 5m: 411 lux  
Color Temperature: 0 K  
CRI: 0.0      CRI R9 Value: 0.0  
CQS: 0.0  
TLCI: n/a  
TM-30 Rf: 0.0  
TM-30 Rg: 0.0  
Beam Angle (50%): 26.8°  
Field Angle (10%): 34.1°  
Cutoff Angle (3%): 36.9°

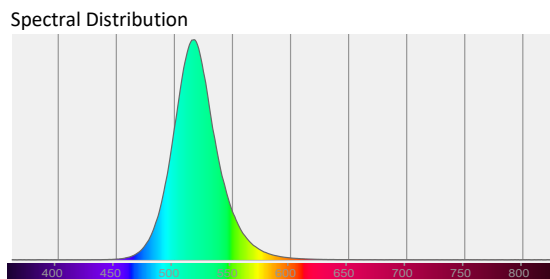
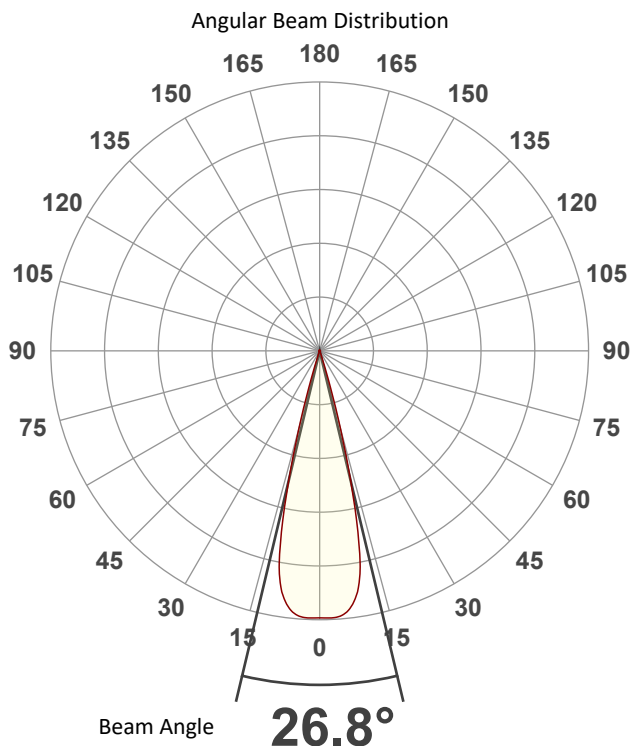


### Conditions

AC Supply: 120 V, 60 Hz  
Power: n/a W  
Current: 0.000 A  
Power Factor: n/a

This data sheet conforms to American National Standard E1.9 – 2007 (R2017). All data was measured and calculated by a Viso Systems LabSpion Goniometer at the Chauvet PD Optics Laboratory in Sunrise, FL on 4/26/2023 to LM-63-2002 Standards.

## Overall Measurement



Tested Color (CIE 1931):

X: 0.146

Y: 0.681



Light Quality

CRI: 0.0

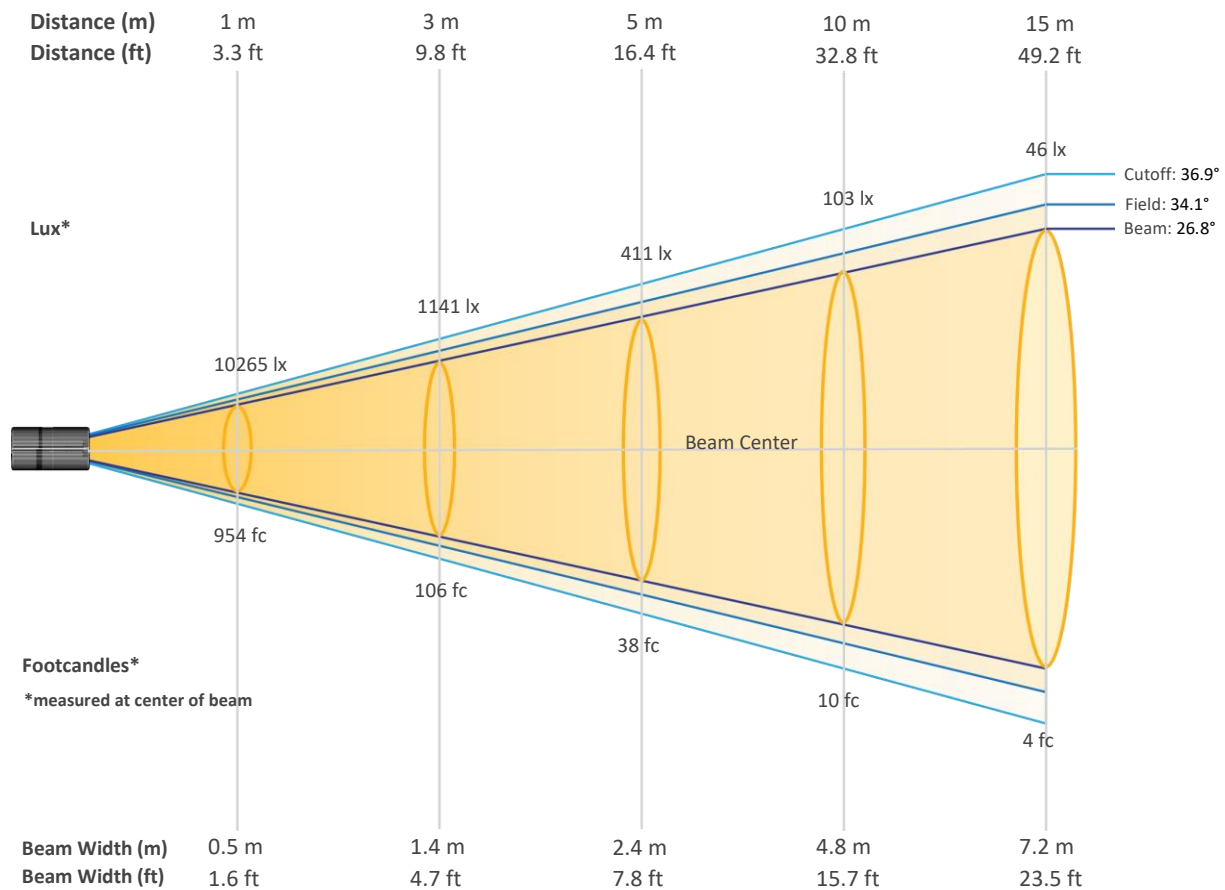
Color Temperature

0 K

# Photometric & Chromaticity Report

COLORado PXL Curve 12: Full Flood - Green Only

## Beam Details

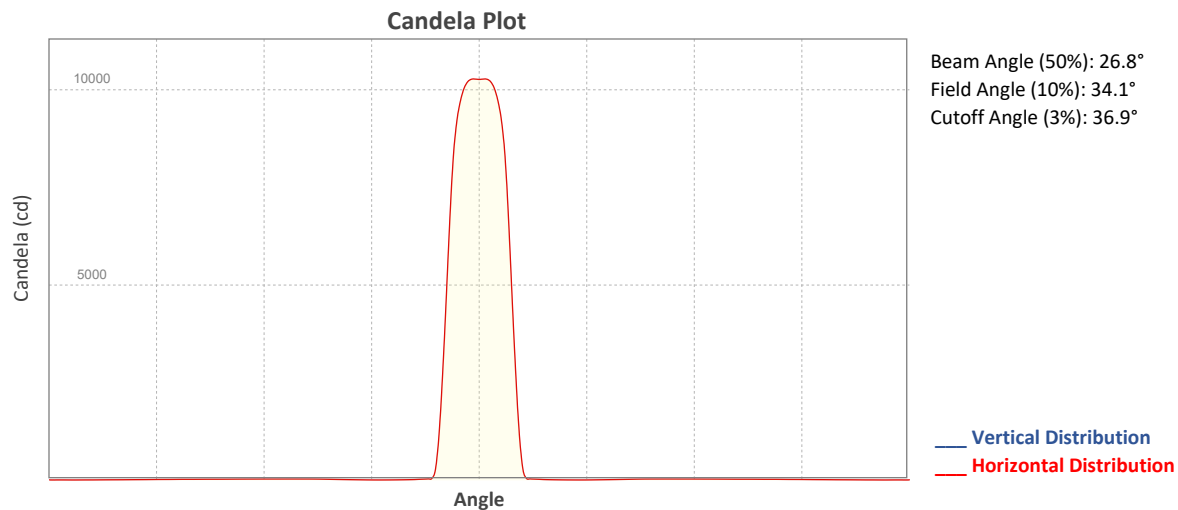


### Beam Intensities from 1-20m (3.3-65.6ft)

Distance	1m	2m	3m	4m	5m	6m	7m	8m	9m	10m
Lux	10265	2566	1141	642	411	285	209	160	127	103
Distance	11m	12m	13m	14m	15m	16m	17m	18m	19m	20m
Lux	85	71	61	52	46	40	36	32	28	26
Distance	3.3ft	6.6ft	9.8ft	13.1ft	16.4ft	19.7ft	23ft	26.2ft	29.5ft	32.8ft
FC	954	238	106	60	38	26	19	15	12	10
Distance	36.1ft	39.4ft	42.7ft	45.9ft	49.2ft	52.5ft	55.8ft	59.1ft	62.3ft	65.6ft
FC	8	7	6	5	4	4	3	3	3	2

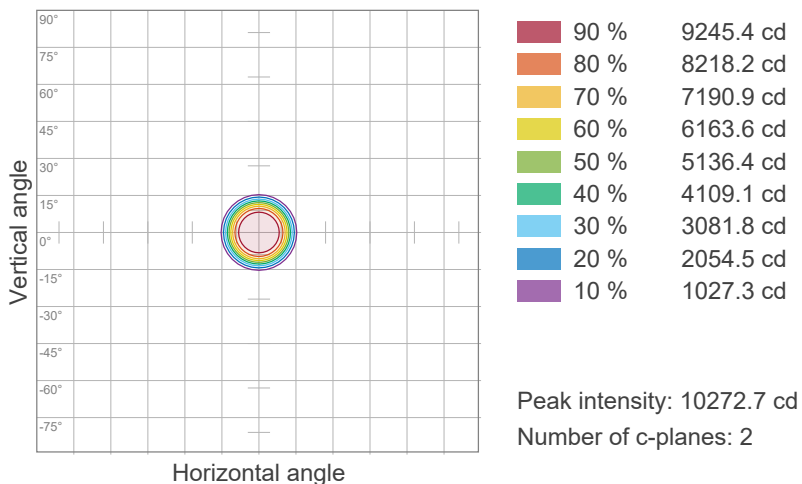
# Photometric & Chromaticity Report

COLORado PXL Curve 12: Full Flood - Green Only

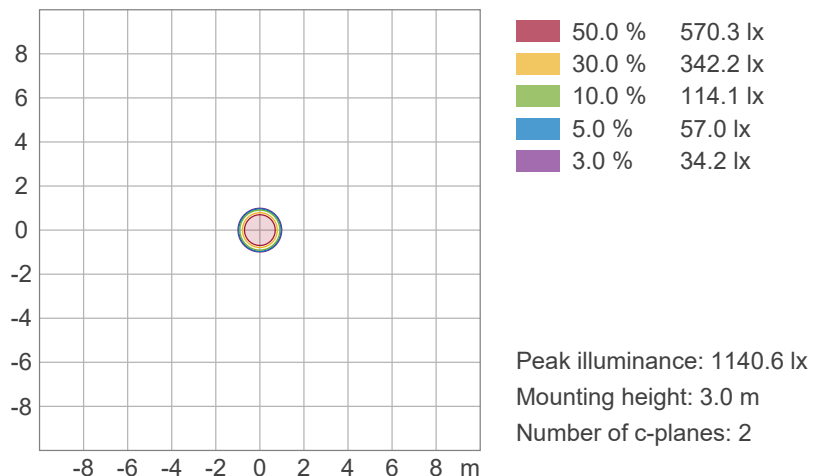


## ISO Diagrams

ISO Candela Diagram



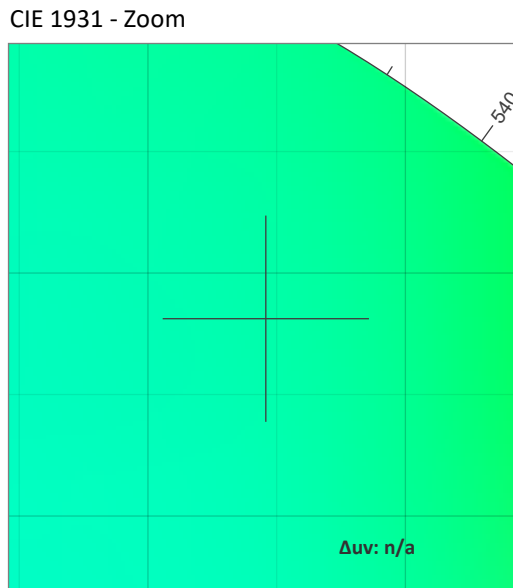
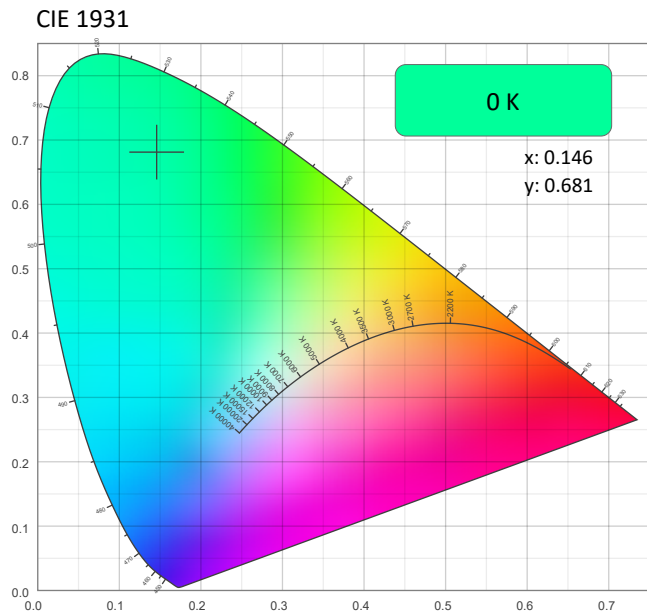
ISO Lux Diagram



# Photometric & Chromaticity Report

COLORado PXL Curve 12: Full Flood - Green Only

## Chromaticity



CRI: 0.0 (R1-R8)

0	0	0	0	0	0	0	0	0	0	0	0	0	0	0
R1	R2	R3	R4	R5	R6	R7	R8	R9	R10	R11	R12	R13	R14	R15

CQS: 0.0

0	0	0	0	0	0	0	0	0	0	0	0	0	0	0
Q1	Q2	Q3	Q4	Q5	Q6	Q7	Q8	Q9	Q10	Q11	Q12	Q13	Q14	Q15

Color Parameters

Color Temperature	Color Coordinate CIE 1931	Color Coordinate CIE 1931
CCT	x	y
0 K	0.146	0.681

Color Deviation from Black Body Curve	Color Coordinate CIE 1964	Color Coordinate CIE 1964
Δuv	y	u
n/a	0.681	0.054

Color Rendering Index	Red Component	Color Quality Scale
CRI	CRI - R9	CQS
0.0	0.0	0.0

Television Lighting Consistency Index	Color Fidelity	Color Gamut
TLCI	TM30 - Rf	TM30 Rg
n/a	0.0	0.0





# Photometric & Chromaticity Report

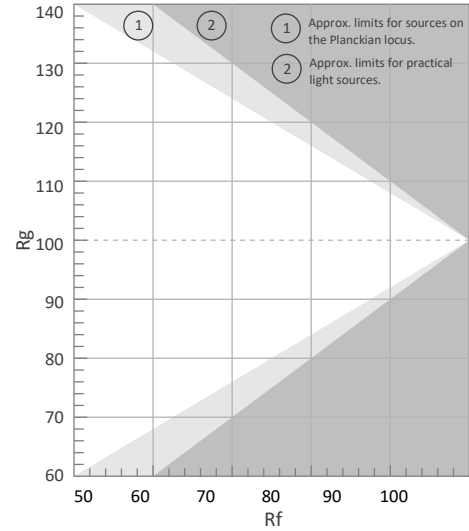
COLORado PXL Curve 12: Full Flood - Green Only

## TM-30 Details


**Rf 0.0**  
Fidelity Index (Rg)

**Rg 0.0**  
Gammut Index (Rg)


Hue Bin	R <sub>f</sub>	Graphic shifts (%)	
		Chroma	Hue
1	0	0%	0%
2	0	0%	0%
3	0	0%	0%
4	0	0%	0%
5	0	0%	0%
6	0	0%	0%
7	0	0%	0%
8	0	0%	0%
9	0	0%	0%
10	0	0%	0%
11	0	0%	0%
12	0	0%	0%
13	0	0%	0%
14	0	0%	0%
15	0	0%	0%
16	0	0%	0%




Color Vector Graphic




Color Distortion Graphic



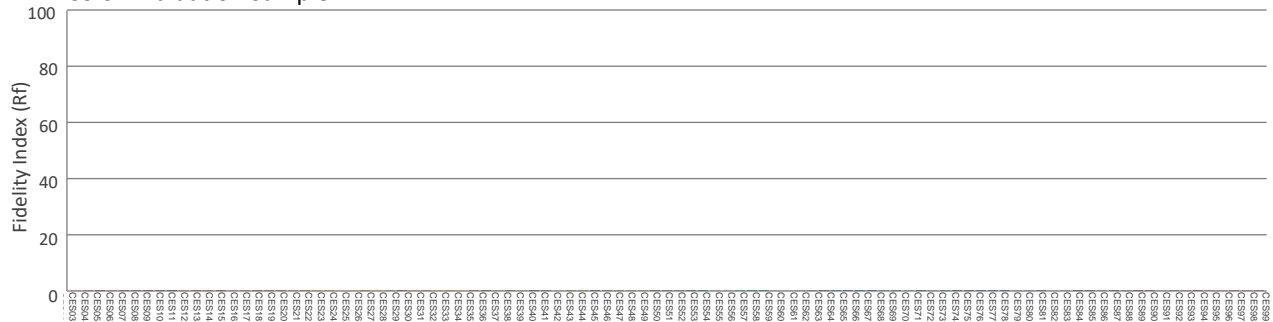
Rf by Hue



Local Chroma Shift by Hue



Color Evaluation Sample



# Photometric & Chromaticity Report

COLORado PXL Curve 12: Full Flood - Green Only - Calibration On

## Report Summary

### Measurements

Fixture Output: 2096 lm  
Fixture Peak: 10323 cd  
Fixture Efficacy: n/a lm/W  
Intensity @ 5m: 413 lux  
Color Temperature: 0 K  
CRI: 0.0      CRI R9 Value: 0.0  
CQS: 0.0  
TLCI: n/a  
TM-30 Rf: 0.0  
TM-30 Rg: 0.0  
Beam Angle (50%): 26.9°  
Field Angle (10%): 34.1°  
Cutoff Angle (3%): 37.2°

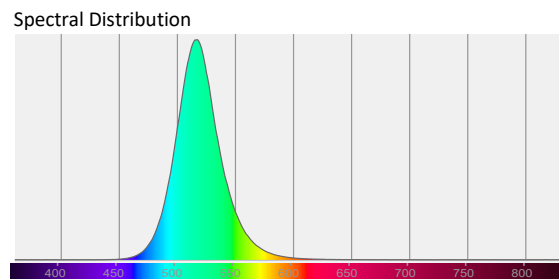
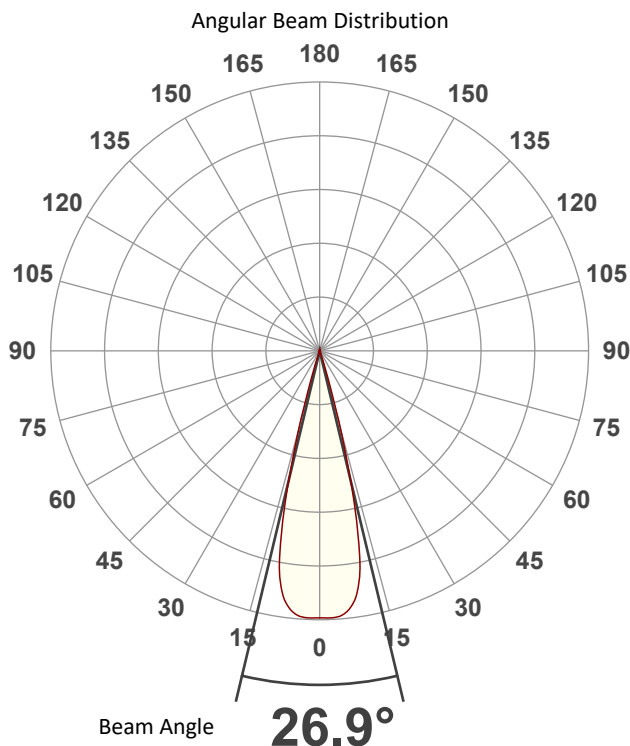


### Conditions

AC Supply: 120 V, 60.1 Hz  
Power: n/a W  
Current: 0.000 A  
Power Factor: n/a

This data sheet conforms to American National Standard E1.9 – 2007 (R2017). All data was measured and calculated by a Viso Systems LabSpion Goniometer at the Chauvet PD Optics Laboratory in Sunrise, FL on 4/26/2023 to LM-63-2002 Standards.

## Overall Measurement



Tested Color (CIE 1931):

X: 0.145

Y: 0.681



Light Quality

CRI: 0.0

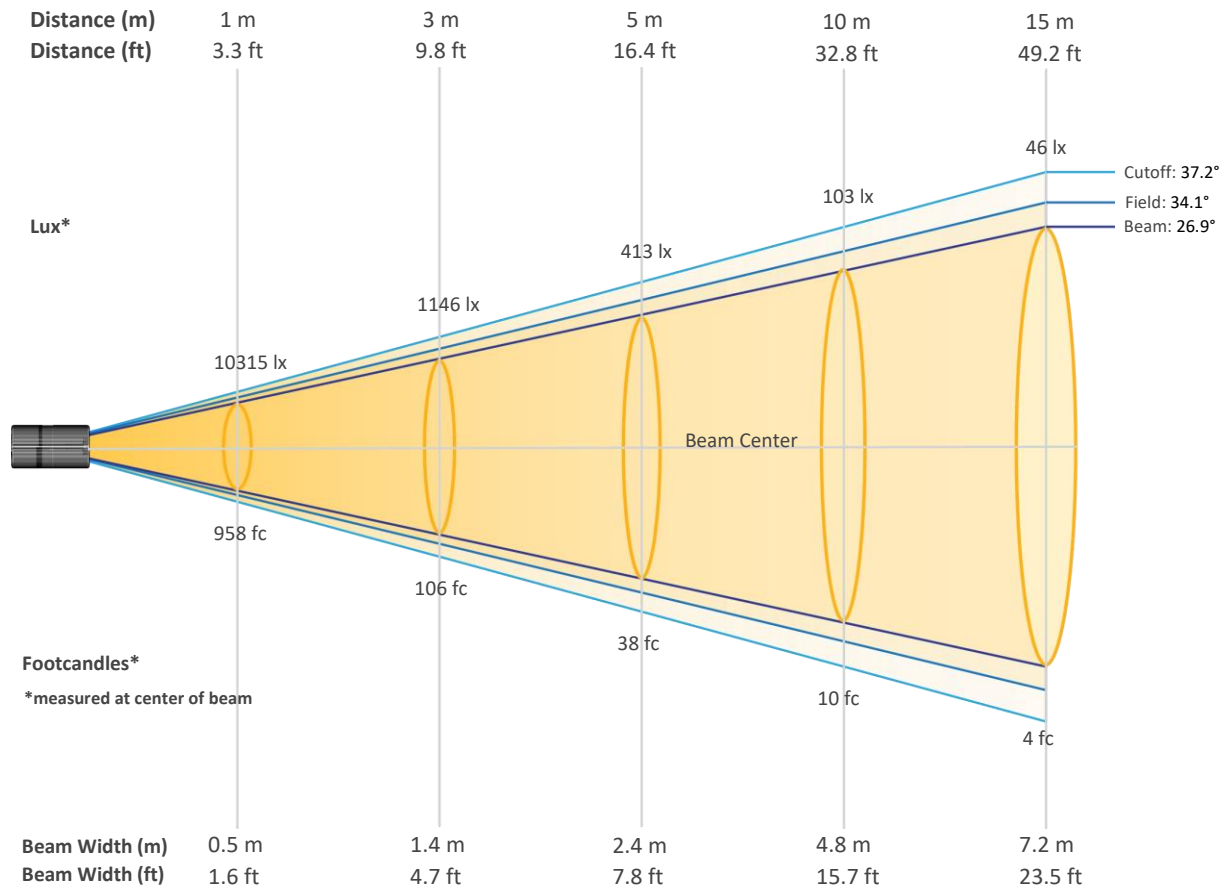
Color Temperature

0 K

# Photometric & Chromaticity Report

COLORado PXL Curve 12: Full Flood - Green Only - Calibration On

## Beam Details

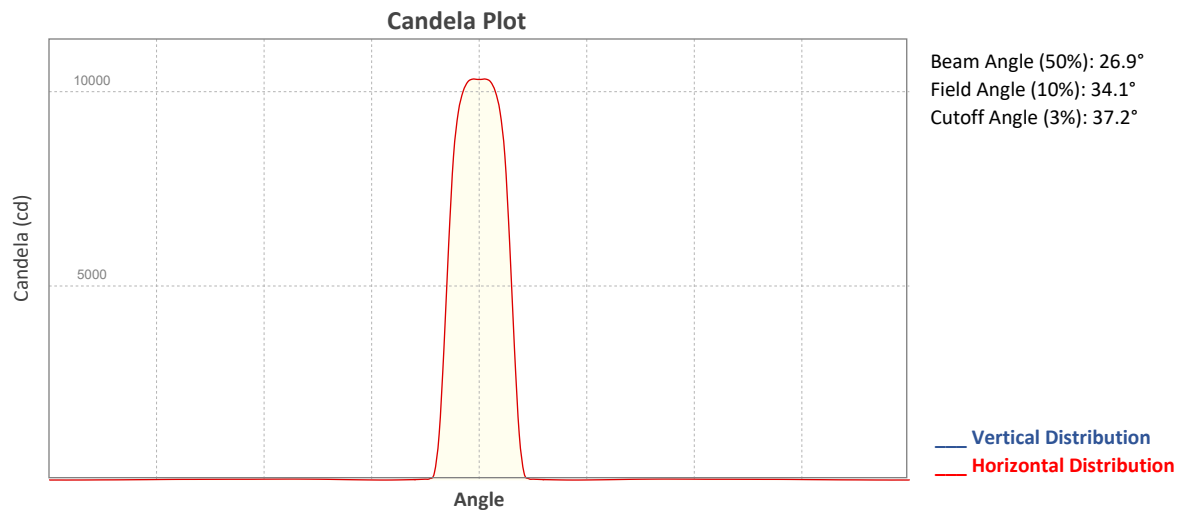


### Beam Intensities from 1-20m (3.3-65.6ft)

Distance	1m	2m	3m	4m	5m	6m	7m	8m	9m	10m
Lux	10315	2579	1146	645	413	287	211	161	127	103
Distance	11m	12m	13m	14m	15m	16m	17m	18m	19m	20m
Lux	85	72	61	53	46	40	36	32	29	26
Distance	3.3ft	6.6ft	9.8ft	13.1ft	16.4ft	19.7ft	23ft	26.2ft	29.5ft	32.8ft
FC	958	240	106	60	38	27	20	15	12	10
Distance	36.1ft	39.4ft	42.7ft	45.9ft	49.2ft	52.5ft	55.8ft	59.1ft	62.3ft	65.6ft
FC	8	7	6	5	4	4	3	3	3	2

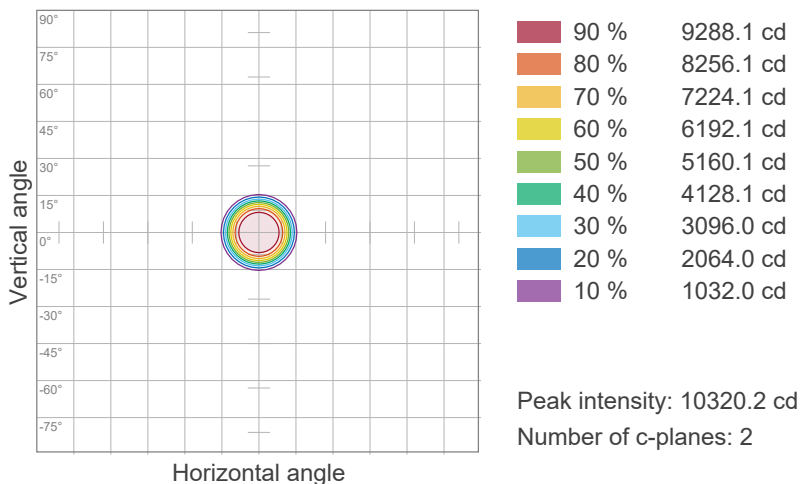
# Photometric & Chromaticity Report

COLORado PXL Curve 12: Full Flood - Green Only - Calibration On

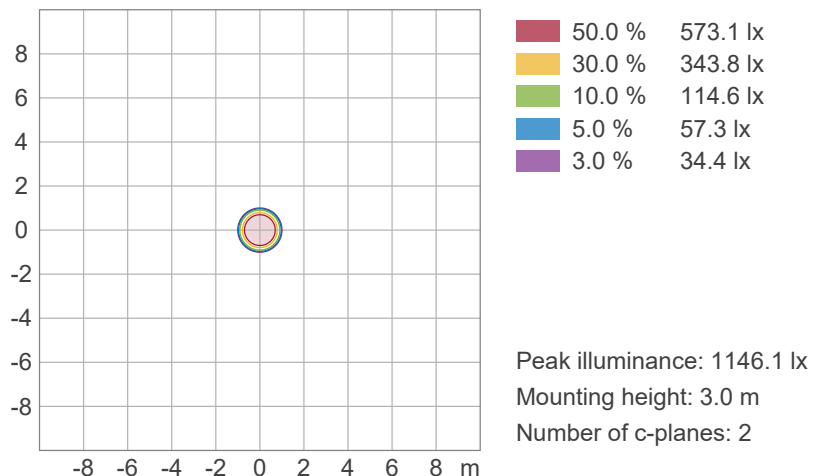


## ISO Diagrams

### ISO Candela Diagram



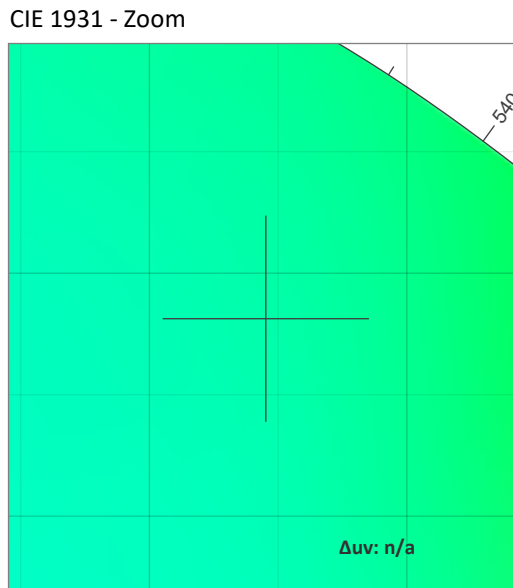
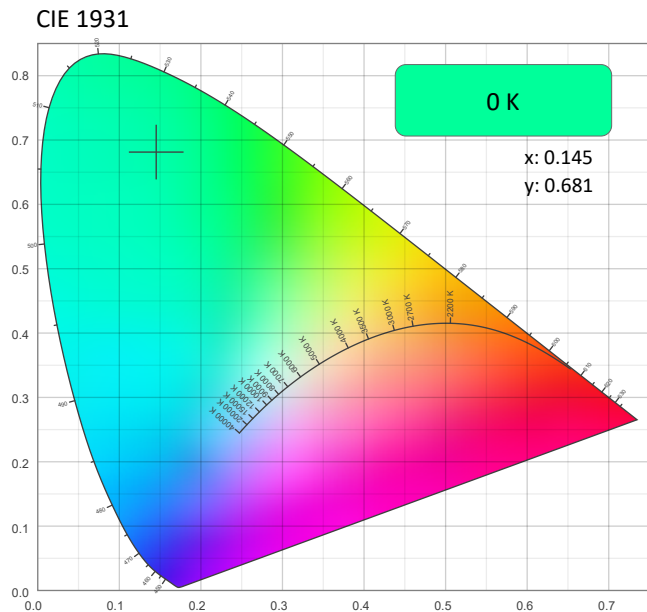
### ISO Lux Diagram



# Photometric & Chromaticity Report

COLORado PXL Curve 12: Full Flood - Green Only - Calibration On

## Chromaticity



CRI: 0.0 (R1-R8)

0	0	0	0	0	0	0	0	0	0	0	0	0	0	0
R1	R2	R3	R4	R5	R6	R7	R8	R9	R10	R11	R12	R13	R14	R15

CQS: 0.0

0	0	0	0	0	0	0	0	0	0	0	0	0	0	0
Q1	Q2	Q3	Q4	Q5	Q6	Q7	Q8	Q9	Q10	Q11	Q12	Q13	Q14	Q15

Color Parameters

Color Temperature	Color Coordinate CIE 1931	Color Coordinate CIE 1931
CCT	x	y
0 K	0.145	0.681

Color Deviation from Black Body Curve	Color Coordinate CIE 1964	Color Coordinate CIE 1964
$\Delta uv$	y	u
n/a	0.681	0.053

Color Rendering Index	Red Component	Color Quality Scale
CRI	CRI - R9	CQS
0.0	0.0	0.0

Television Lighting Consistency Index	Color Fidelity	Color Gamut
TLCI	TM30 - Rf	TM30 Rg
n/a	0.0	0.0

# Photometric & Chromaticity Report

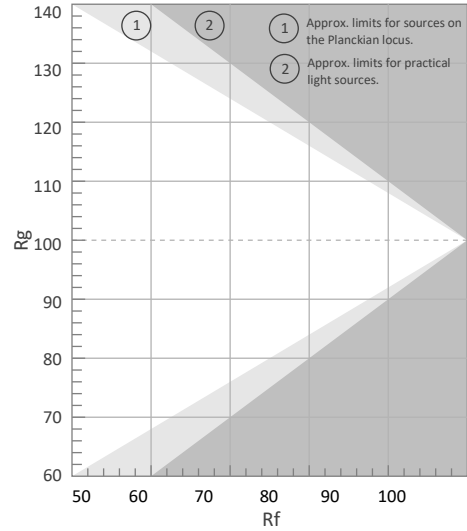
COLORado PXL Curve 12: Full Flood - Green Only - Calibration On

## TM-30 Details


**Rf 0.0**  
Fidelity Index (Rg)

**Rg 0.0**  
Gammut Index (Rg)


Hue Bin	R <sub>f</sub>	Graphic shifts (%)	
		Chroma	Hue
1	0	0%	0%
2	0	0%	0%
3	0	0%	0%
4	0	0%	0%
5	0	0%	0%
6	0	0%	0%
7	0	0%	0%
8	0	0%	0%
9	0	0%	0%
10	0	0%	0%
11	0	0%	0%
12	0	0%	0%
13	0	0%	0%
14	0	0%	0%
15	0	0%	0%
16	0	0%	0%



Color Vector Graphic




Color Distortion Graphic



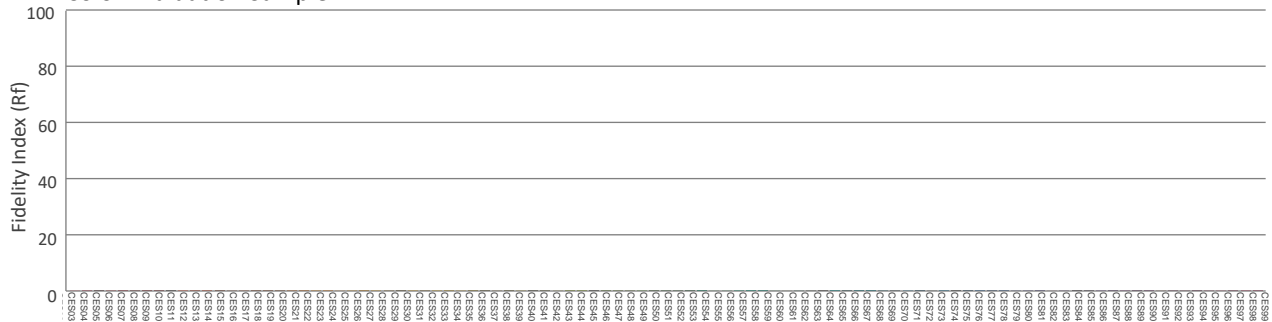
Rf by Hue



Local Chroma Shift by Hue



Color Evaluation Sample



# Photometric & Chromaticity Report

COLORado PXL Curve 12: Full Flood - Blue Only

## Report Summary

### Measurements

Fixture Output: 712 lm  
Fixture Peak: 3449 cd  
Fixture Efficacy: n/a lm/W  
Intensity @ 5m: 138 lux  
Color Temperature: 0 K  
CRI: 0.0      CRI R9 Value: 0.0  
CQS: 0.0  
TLCI: n/a  
TM-30 Rf: 0.0  
TM-30 Rg: 0.0  
Beam Angle (50%): 26.5°  
Field Angle (10%): 33.9°  
Cutoff Angle (3%): 36.9°

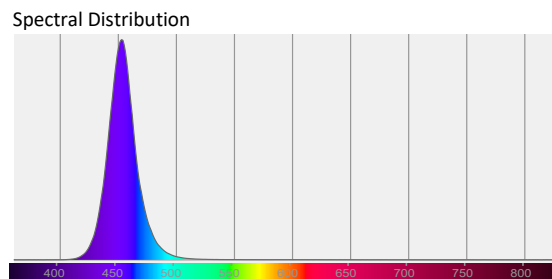
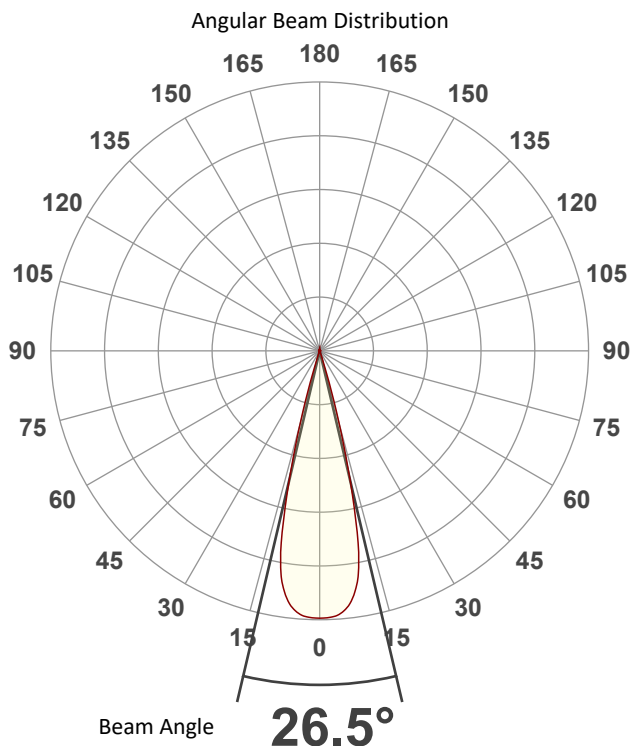


### Conditions

AC Supply: 119 V, 60.1 Hz  
Power: n/a W  
Current: 0.000 A  
Power Factor: n/a

This data sheet conforms to American National Standard E1.9 – 2007 (R2017). All data was measured and calculated by a Viso Systems LabSpion Goniometer at the Chauvet PD Optics Laboratory in Sunrise, FL on 4/26/2023 to LM-63-2002 Standards.

## Overall Measurement



Tested Color (CIE 1931):  
X: 0.151  
Y: 0.030



Light Quality  
CRI: 0.0

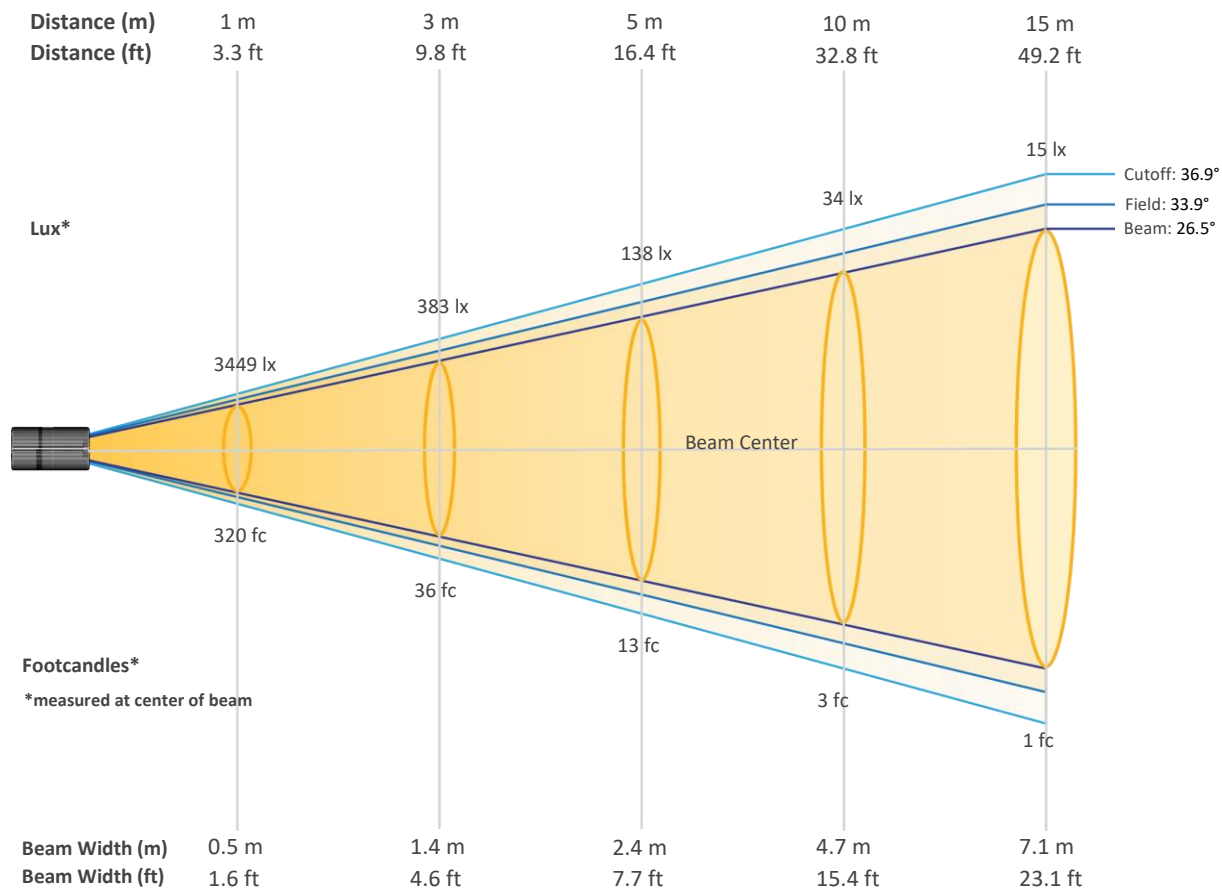
Color Temperature  
0 K



# Photometric & Chromaticity Report

COLORado PXL Curve 12: Full Flood - Blue Only

## Beam Details



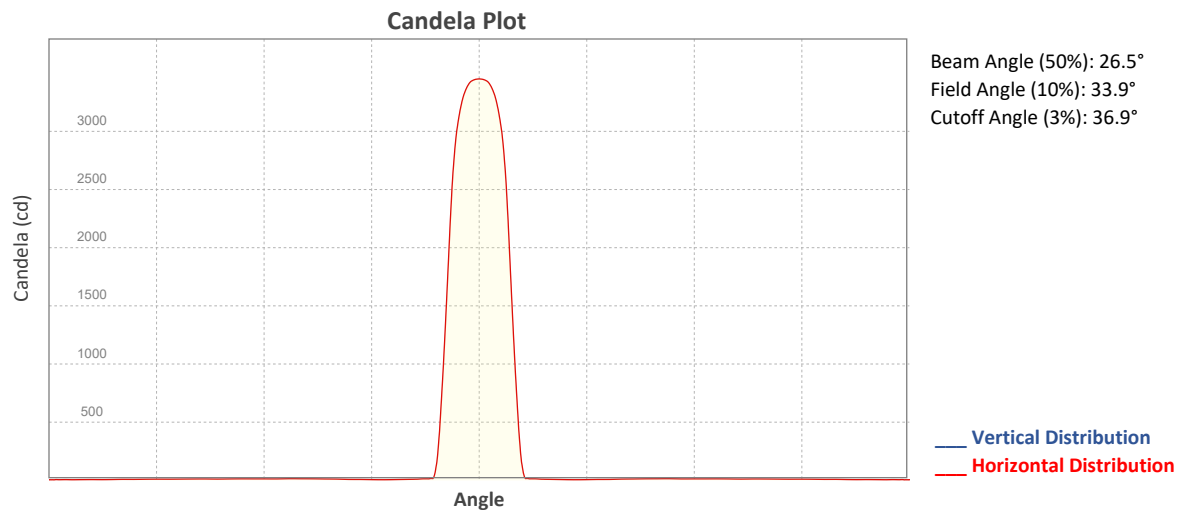
### Beam Intensities from 1-20m (3.3-65.6ft)

Distance	1m	2m	3m	4m	5m	6m	7m	8m	9m	10m
Lux	3449	862	383	216	138	96	70	54	43	34
Distance	11m	12m	13m	14m	15m	16m	17m	18m	19m	20m
Lux	29	24	20	18	15	13	12	11	10	9
Distance	3.3ft	6.6ft	9.8ft	13.1ft	16.4ft	19.7ft	23ft	26.2ft	29.5ft	32.8ft
FC	320	80	36	20	13	9	7	5	4	3
Distance	36.1ft	39.4ft	42.7ft	45.9ft	49.2ft	52.5ft	55.8ft	59.1ft	62.3ft	65.6ft
FC	3	2	2	2	1	1	1	1	1	1



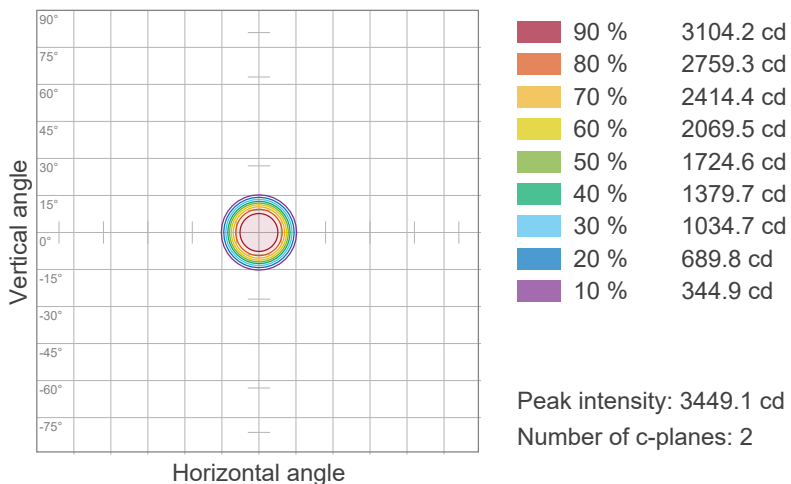
# Photometric & Chromaticity Report

COLORado PXL Curve 12: Full Flood - Blue Only

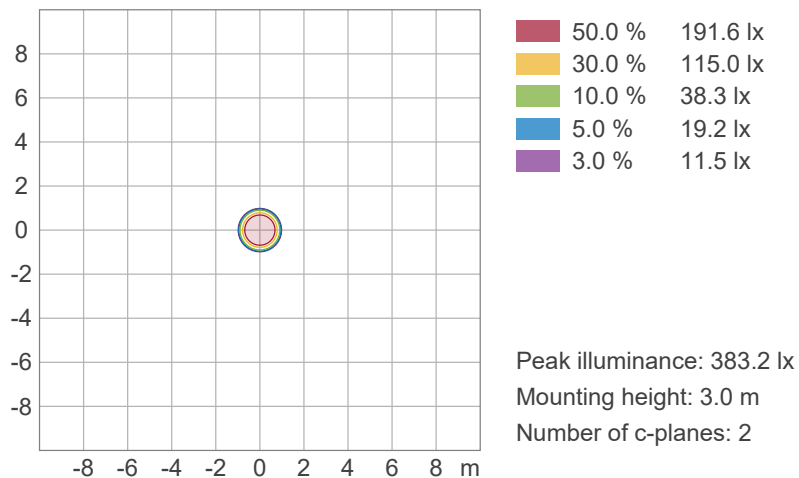


## ISO Diagrams

### ISO Candela Diagram



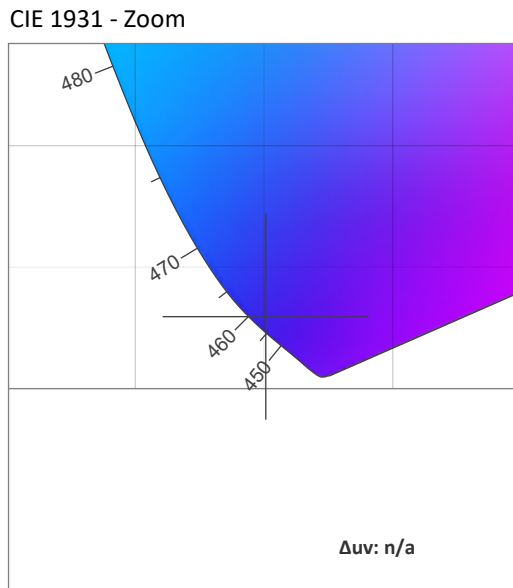
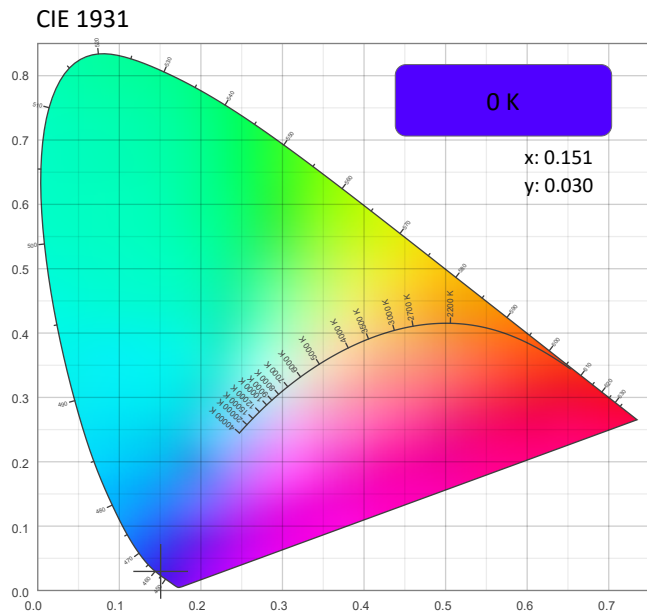
### ISO Lux Diagram



# Photometric & Chromaticity Report

COLORado PXL Curve 12: Full Flood - Blue Only

## Chromaticity



CRI: 0.0 (R1-R8)

0	0	0	0	0	0	0	0	0	0	0	0	0	0	0	0
R1	R2	R3	R4	R5	R6	R7	R8	R9	R10	R11	R12	R13	R14	R15	

CQS: 0.0

0	0	0	0	0	0	0	0	0	0	0	0	0	0	0	0
Q1	Q2	Q3	Q4	Q5	Q6	Q7	Q8	Q9	Q10	Q11	Q12	Q13	Q14	Q15	

Color Parameters

Color Temperature	Color Coordinate CIE 1931	Color Coordinate CIE 1931
CCT	x	y
0 K	0.151	0.030

Color Deviation from Black Body Curve	Color Coordinate CIE 1964	Color Coordinate CIE 1964
Δuv	y	u
n/a	0.030	0.197

Color Rendering Index	Red Component	Color Quality Scale
CRI	CRI - R9	CQS
0.0	0.0	0.0

Television Lighting Consistency Index	Color Fidelity	Color Gamut
TLCI	TM30 - Rf	TM30 Rg
n/a	0.0	0.0



# Photometric & Chromaticity Report

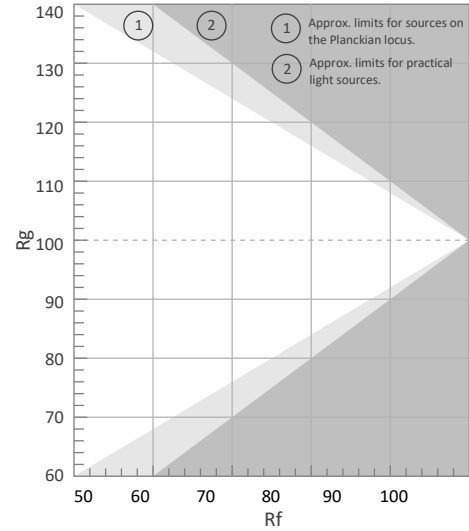
COLORado PXL Curve 12: Full Flood - Blue Only

## TM-30 Details


**Rf 0.0**  
Fidelity Index (Rg)

**Rg 0.0**  
Gammut Index (Rg)


Hue Bin	R <sub>f</sub>	Graphic shifts (%)	
		Chroma	Hue
1	0	0%	0%
2	0	0%	0%
3	0	0%	0%
4	0	0%	0%
5	0	0%	0%
6	0	0%	0%
7	0	0%	0%
8	0	0%	0%
9	0	0%	0%
10	0	0%	0%
11	0	0%	0%
12	0	0%	0%
13	0	0%	0%
14	0	0%	0%
15	0	0%	0%
16	0	0%	0%



Color Vector Graphic




Color Distortion Graphic



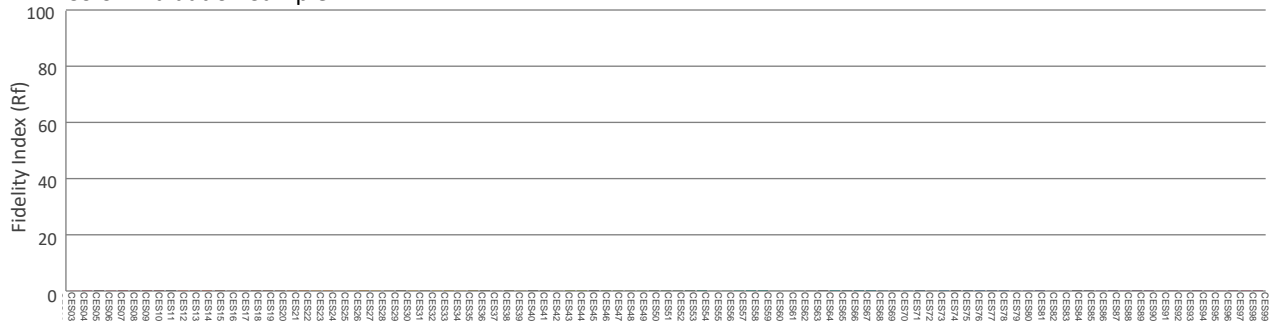
Rf by Hue



Local Chroma Shift by Hue



Color Evaluation Sample



# Photometric & Chromaticity Report

COLORado PXL Curve 12: Full Flood - Blue Only - Calibration On

## Report Summary

### Measurements

Fixture Output: 732 lm  
Fixture Peak: 3459 cd  
Fixture Efficacy: n/a lm/W  
Intensity @ 5m: 138 lux  
Color Temperature: 0 K  
CRI: 0.0      CRI R9 Value: 0.0  
CQS: 0.0  
TLCI: n/a  
TM-30 Rf: 0.0  
TM-30 Rg: 0.0  
Beam Angle (50%): 26.5°  
Field Angle (10%): 34.2°  
Cutoff Angle (3%): 37.1°

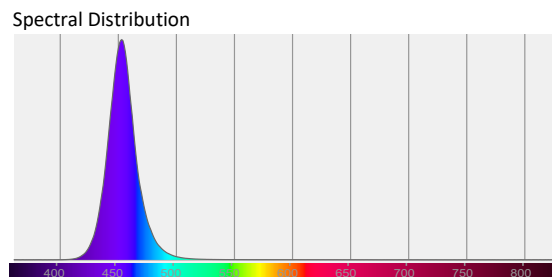
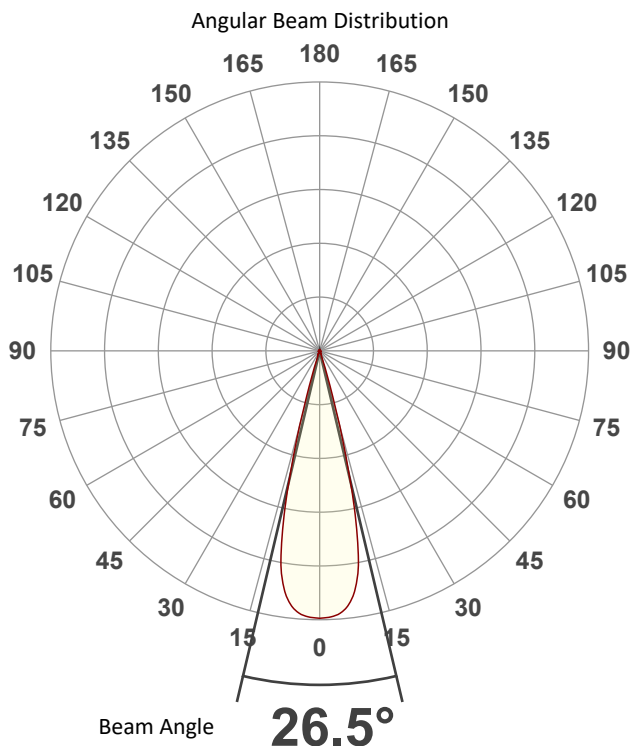


### Conditions

AC Supply: 120 V, 60 Hz  
Power: n/a W  
Current: 0.000 A  
Power Factor: n/a

This data sheet conforms to American National Standard E1.9 – 2007 (R2017). All data was measured and calculated by a Viso Systems LabSpion Goniometer at the Chauvet PD Optics Laboratory in Sunrise, FL on 4/26/2023 to LM-63-2002 Standards.


## Overall Measurement



Tested Color (CIE 1931):

X: 0.151

Y: 0.030



Light Quality

CRI: 0.0

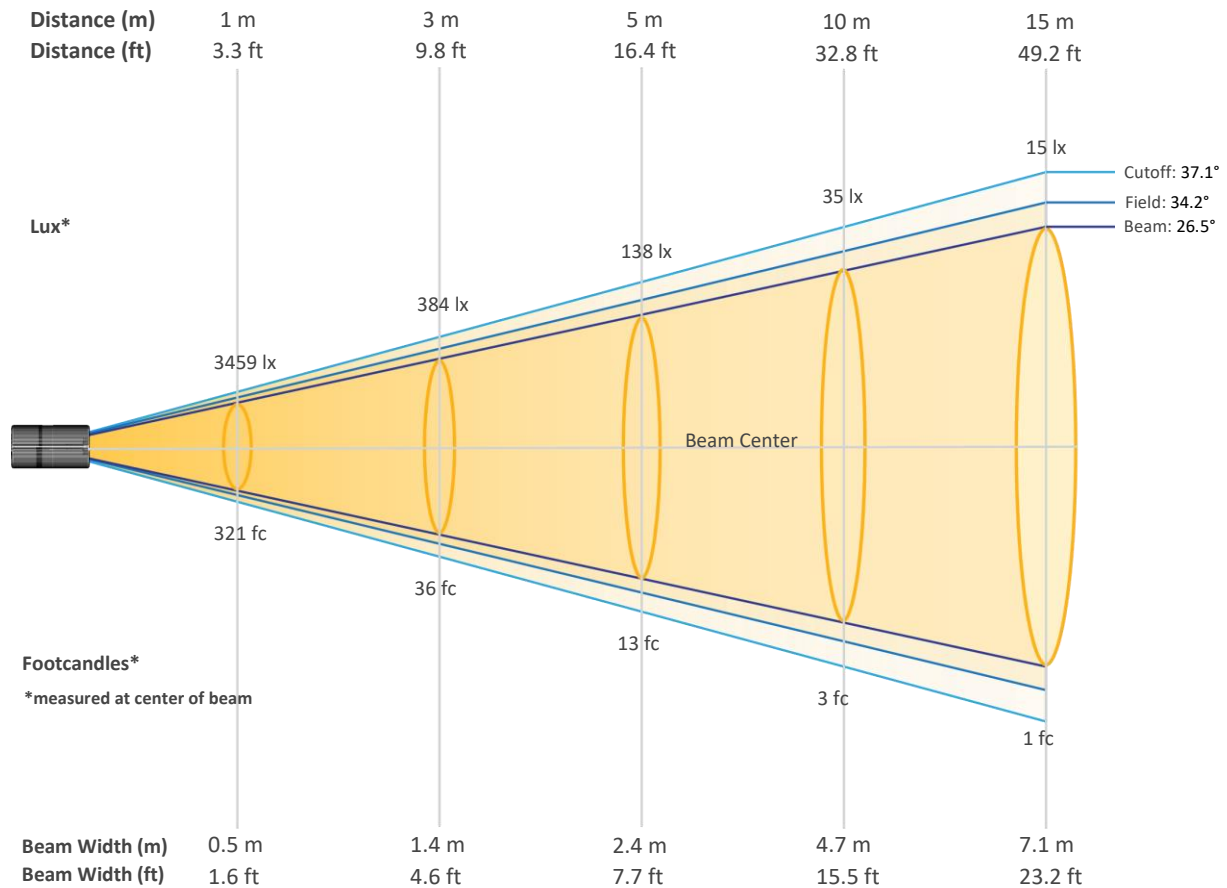
Color Temperature

0 K

# Photometric & Chromaticity Report

COLORado PXL Curve 12: Full Flood - Blue Only - Calibration On

## Beam Details

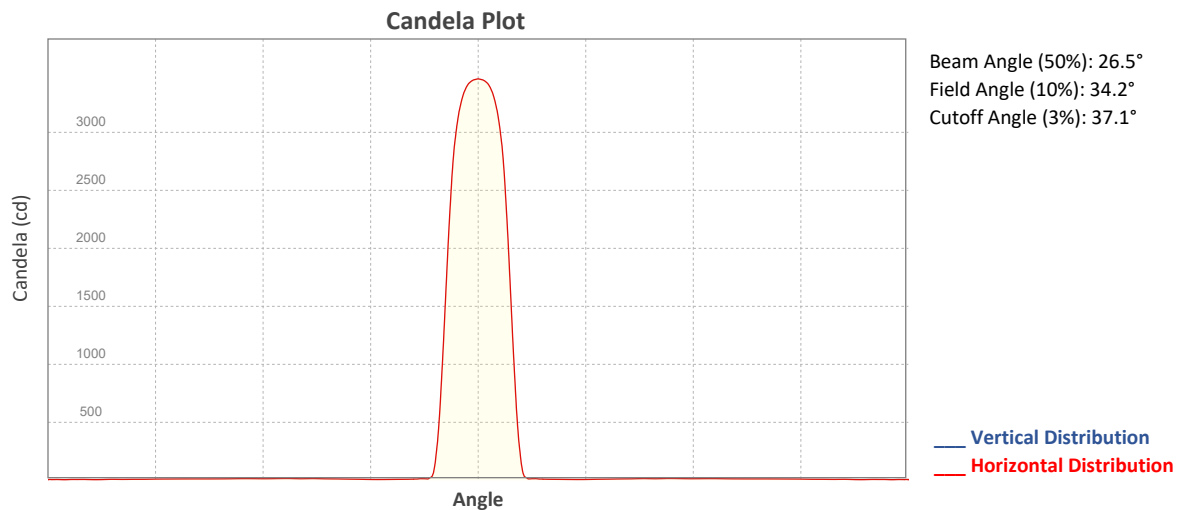


### Beam Intensities from 1-20m (3.3-65.6ft)

Distance	1m	2m	3m	4m	5m	6m	7m	8m	9m	10m
Lux	3459	865	384	216	138	96	71	54	43	35
Distance	11m	12m	13m	14m	15m	16m	17m	18m	19m	20m
Lux	29	24	20	18	15	14	12	11	10	9
Distance	3.3ft	6.6ft	9.8ft	13.1ft	16.4ft	19.7ft	23ft	26.2ft	29.5ft	32.8ft
FC	321	80	36	20	13	9	7	5	4	3
Distance	36.1ft	39.4ft	42.7ft	45.9ft	49.2ft	52.5ft	55.8ft	59.1ft	62.3ft	65.6ft
FC	3	2	2	2	1	1	1	1	1	1

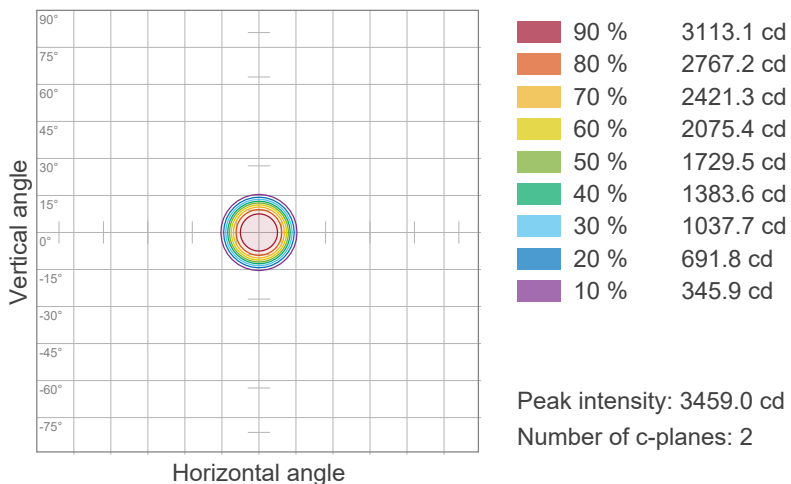
# Photometric & Chromaticity Report

COLORado PXL Curve 12: Full Flood - Blue Only - Calibration On

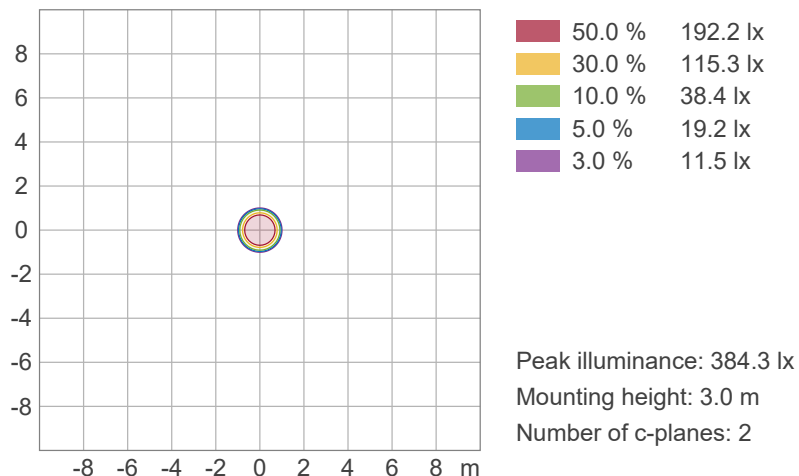


## ISO Diagrams

ISO Candela Diagram



ISO Lux Diagram





# Photometric & Chromaticity Report

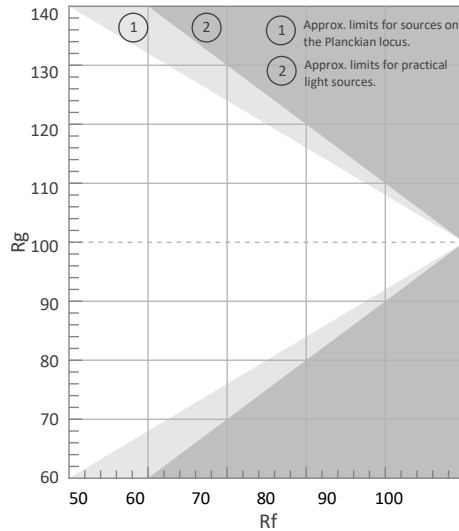
COLORado PXL Curve 12: Full Flood - Blue Only - Calibration On

## TM-30 Details

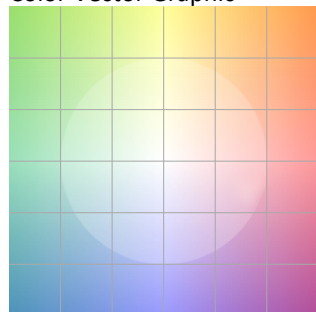
**Rf 0.0**  
Fidelity Index (Rg)

**Rg 0.0**  
Gammut Index (Rg)


Hue Bin	R <sub>f</sub>	Graphic shifts (%)	
		Chroma	Hue
1	0	0%	0%
2	0	0%	0%
3	0	0%	0%
4	0	0%	0%
5	0	0%	0%
6	0	0%	0%
7	0	0%	0%
8	0	0%	0%
9	0	0%	0%
10	0	0%	0%
11	0	0%	0%
12	0	0%	0%
13	0	0%	0%
14	0	0%	0%
15	0	0%	0%
16	0	0%	0%




Color Vector Graphic




Color Distortion Graphic




Rf by Hue



Local Chroma Shift by Hue



Color Evaluation Sample





# Photometric & Chromaticity Report

COLORado PXL Curve 12: Full Flood - White Only

## Report Summary

### Measurements

Fixture Output: 3294 lm  
Fixture Peak: 15143 cd  
Fixture Efficacy: n/a lm/W  
Intensity @ 5m: 601 lux  
Color Temperature: 8139 K  
CRI: 73.1    CRI R9 Value: 6.5  
CQS: 66.6  
TLCI: 45  
TM-30 Rf: 68.0  
TM-30 Rg: 97.0  
Beam Angle (50%): 27.7°  
Field Angle (10%): 34.4°  
Cutoff Angle (3%): 37.1°

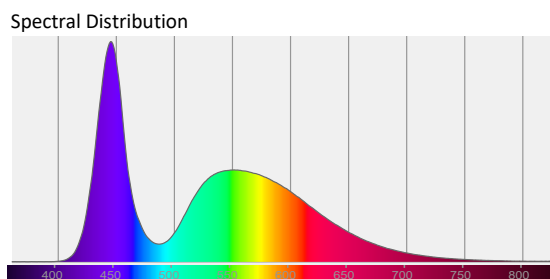
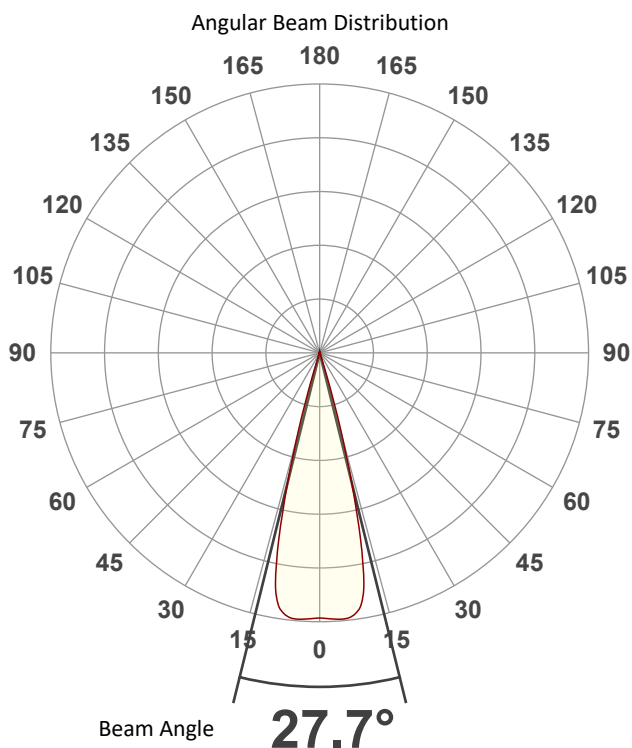


### Conditions

AC Supply: 119 V, 60 Hz  
Power: n/a W  
Current: 0.000 A  
Power Factor: n/a

This data sheet conforms to American National Standard E1.9 – 2007 (R2017). All data was measured and calculated by a Viso Systems LabSpion Goniometer at the Chauvet PD Optics Laboratory in Sunrise, FL on 4/26/2023 to LM-63-2002 Standards.


## Overall Measurement



Tested Color (CIE 1931):

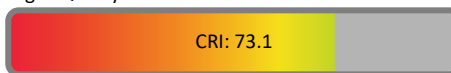
X: 0.298

Y: 0.291



Light Quality

CRI: 73.1



Color Temperature

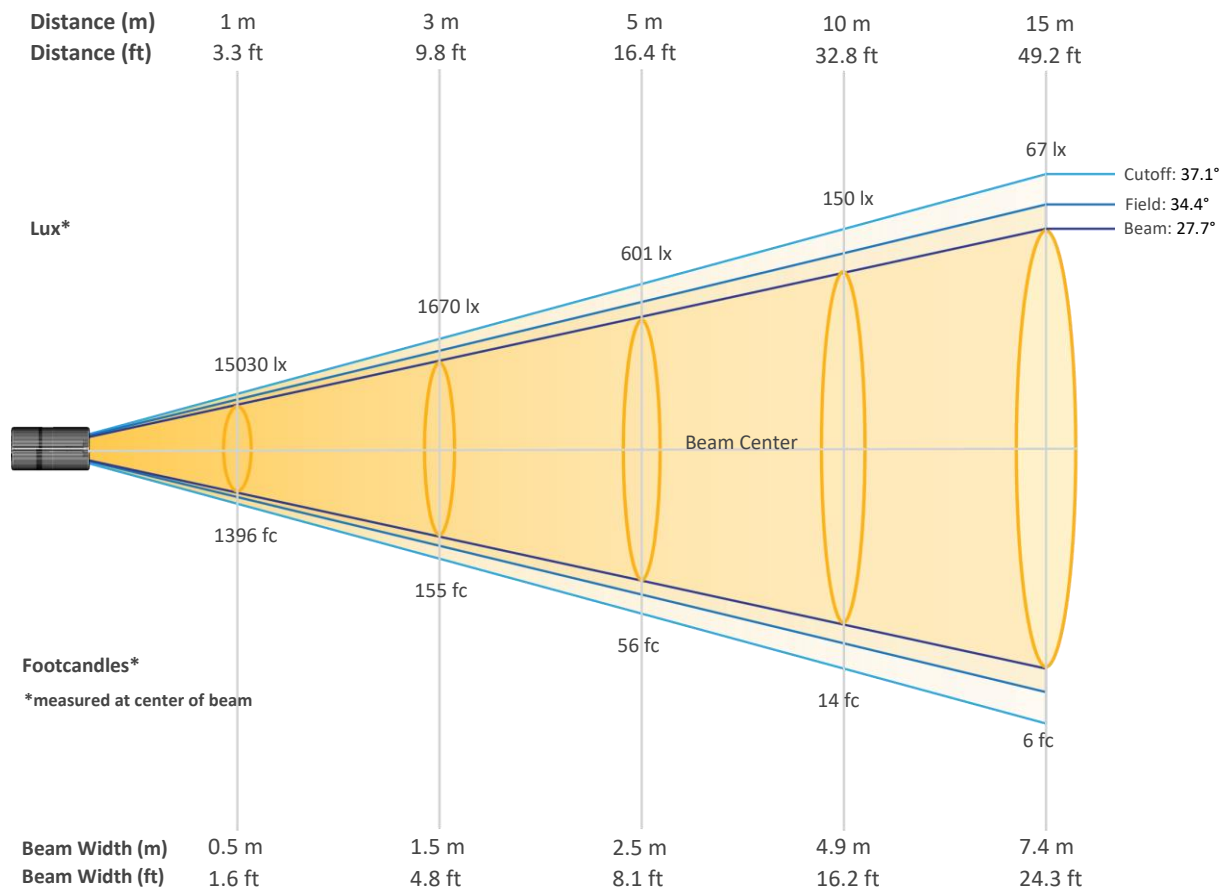
8139 K



# Photometric & Chromaticity Report

COLORado PXL Curve 12: Full Flood - White Only

## Beam Details

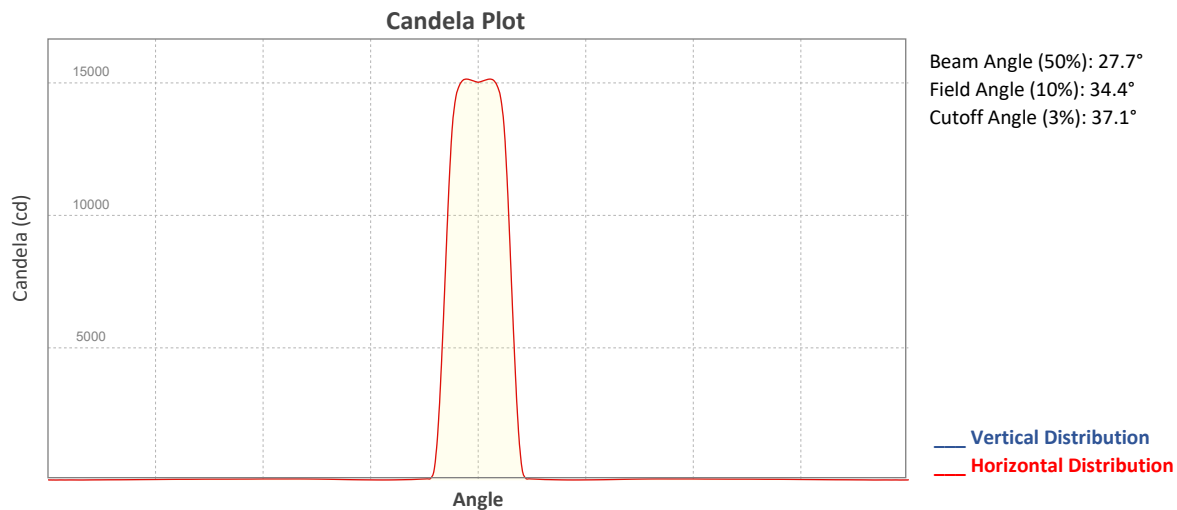


### Beam Intensities from 1-20m (3.3-65.6ft)

Distance	1m	2m	3m	4m	5m	6m	7m	8m	9m	10m
Lux	15030	3757	1670	939	601	417	307	235	186	150
Distance	11m	12m	13m	14m	15m	16m	17m	18m	19m	20m
Lux	124	104	89	77	67	59	52	46	42	38
Distance	3.3ft	6.6ft	9.8ft	13.1ft	16.4ft	19.7ft	23ft	26.2ft	29.5ft	32.8ft
FC	1396	349	155	87	56	39	28	22	17	14
Distance	36.1ft	39.4ft	42.7ft	45.9ft	49.2ft	52.5ft	55.8ft	59.1ft	62.3ft	65.6ft
FC	12	10	8	7	6	5	5	4	4	3

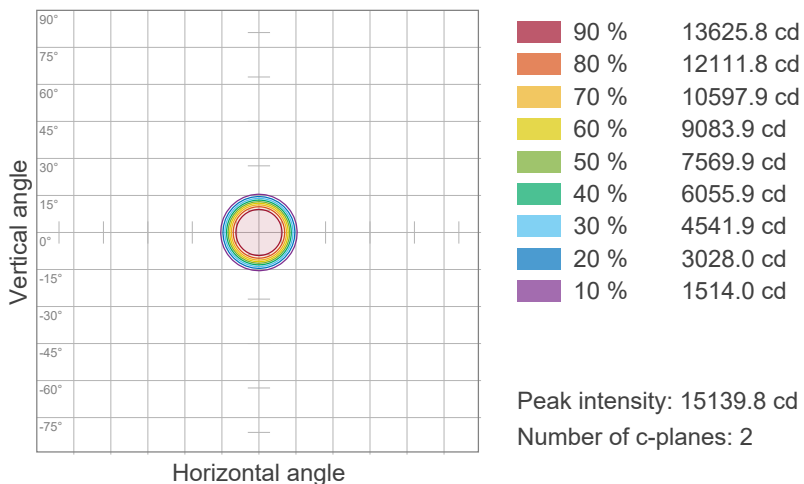
# Photometric & Chromaticity Report

COLORado PXL Curve 12: Full Flood - White Only

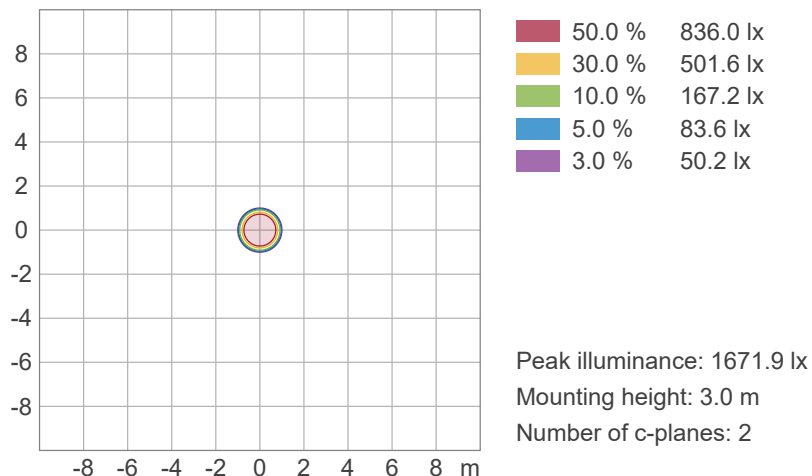


## ISO Diagrams

### ISO Candela Diagram



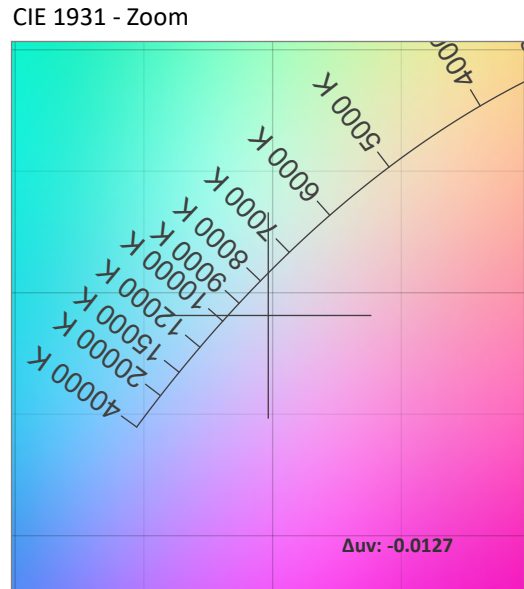
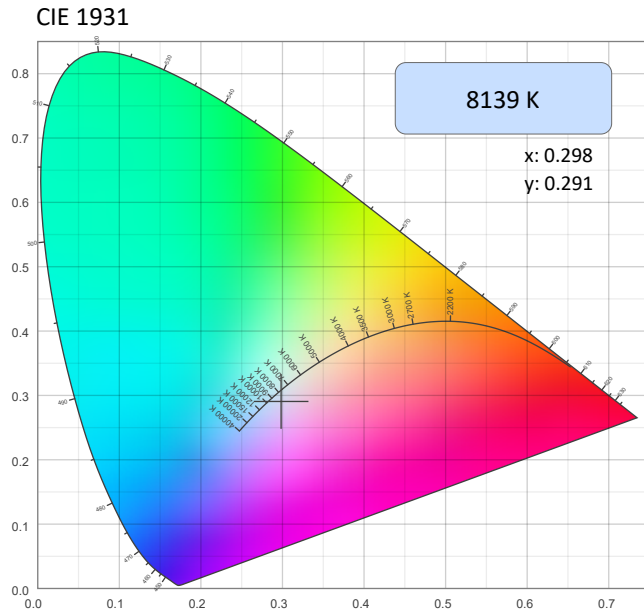
### ISO Lux Diagram



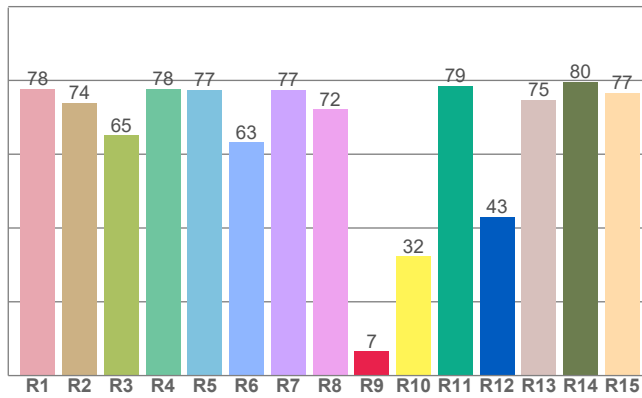
# Photometric & Chromaticity Report

COLORado PXL Curve 12: Full Flood - White Only

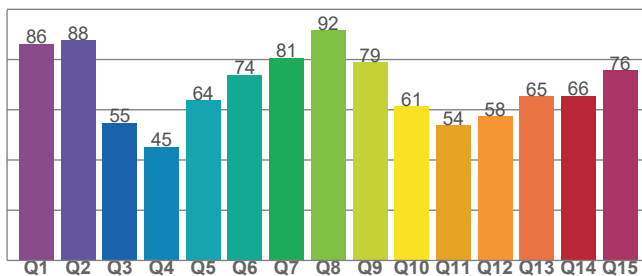
## Chromaticity



CRI: 73.1 (R1-R8)



CQS: 66.6



## Color Parameters

Color Temperature	Color Coordinate CIE 1931	Color Coordinate CIE 1931
CCT	x	y
8139 K	0.298	0.291

Color Deviation from Black Body Curve	Color Coordinate CIE 1964	Color Coordinate CIE 1964
$\Delta uv$	y	u
-0.0127	0.291	0.203

Color Rendering Index	Red Component	Color Quality Scale
CRI	CRI - R9	CQS
73.1	6.5	66.6

Television Lighting Consistency Index	Color Fidelity	Color Gamut
TLCI	TM30 - Rf	TM30 Rg
45	68.0	97.0

# Photometric & Chromaticity Report

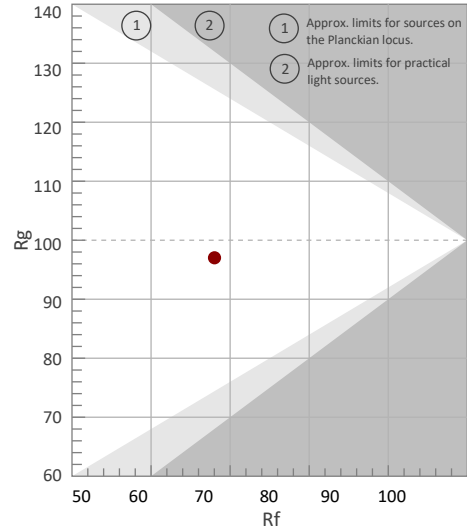
COLORado PXL Curve 12: Full Flood - White Only

## TM-30 Details

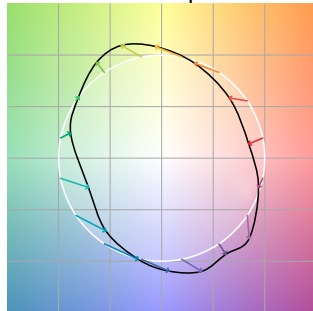
**Rf 68.0**  
Fidelity Index (Rg)

**Rg 97.0**  
Gammut Index (Rg)


Hue Bin	R <sub>f</sub>	Graphic shifts (%)	
		Chroma	Hue
1	73	-15%	-3%
2	69	-13%	12%
3	61	-6%	24%
4	56	5%	27%
5	65	15%	17%
6	81	12%	1%
7	92	0%	-5%
8	80	-9%	-7%
9	74	-25%	14%
10	54	-16%	29%
11	28	-6%	36%
12	61	6%	28%
13	72	15%	17%
14	78	12%	0%
15	74	14%	-18%
16	82	-2%	-9%



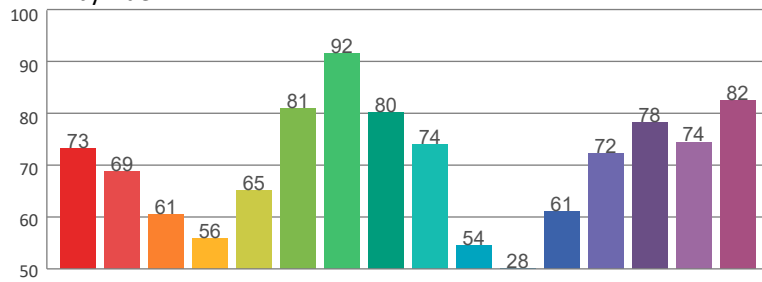
Color Vector Graphic



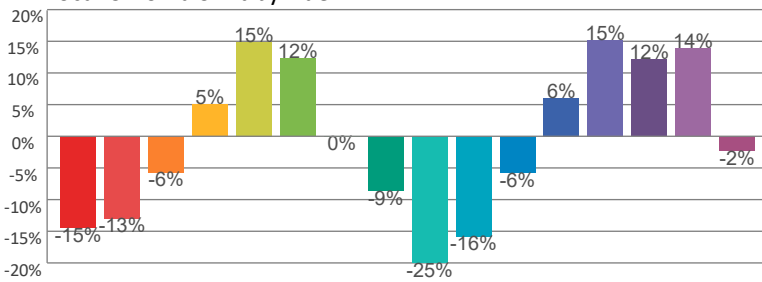
Color Distortion Graphic



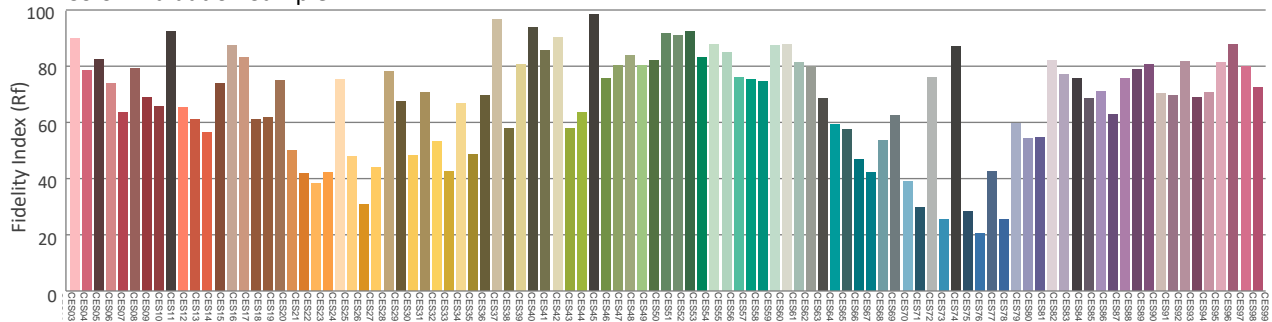
Rf by Hue



Local Chroma Shift by Hue



Color Evaluation Sample



# Photometric & Chromaticity Report

COLORado PXL Curve 12: Full Flood - White Only - Calibration On

## Report Summary

### Measurements

Fixture Output: 3285 lm  
Fixture Peak: 15171 cd  
Fixture Efficacy: n/a lm/W  
Intensity @ 5m: 602 lux  
Color Temperature: 8136 K  
CRI: 73.0    CRI R9 Value: 6.5  
CQS: 66.6  
TLCI: 45  
TM-30 Rf: 68.0  
TM-30 Rg: 97.0  
Beam Angle (50%): 27.7°  
Field Angle (10%): 34.3°  
Cutoff Angle (3%): 36.9°

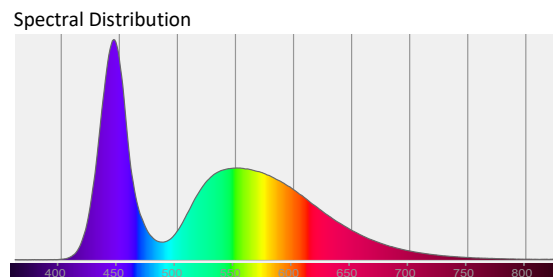
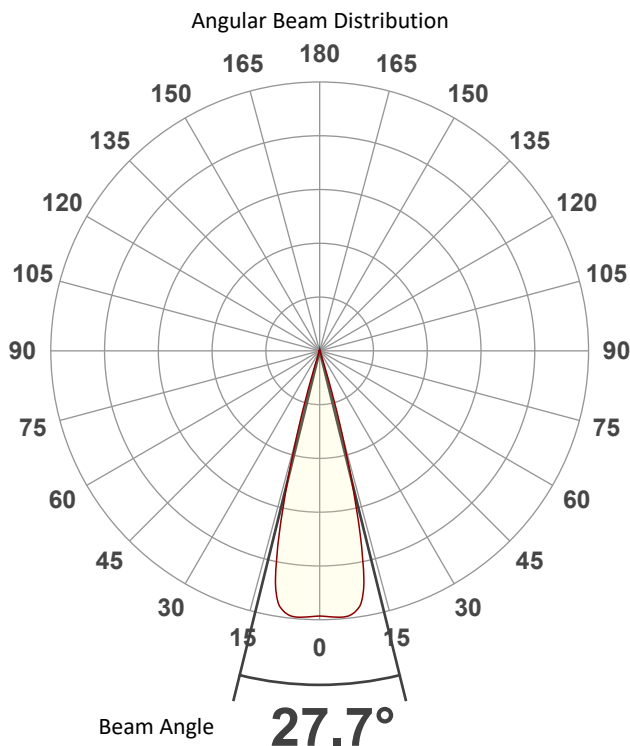


### Conditions

AC Supply: 119 V, 60.1 Hz  
Power: n/a W  
Current: 0.000 A  
Power Factor: n/a

This data sheet conforms to American National Standard E1.9 – 2007 (R2017). All data was measured and calculated by a Viso Systems LabSpion Goniometer at the Chauvet PD Optics Laboratory in Sunrise, FL on 4/26/2023 to LM-63-2002 Standards.

## Overall Measurement



Tested Color (CIE 1931):  
X: 0.298  
Y: 0.291

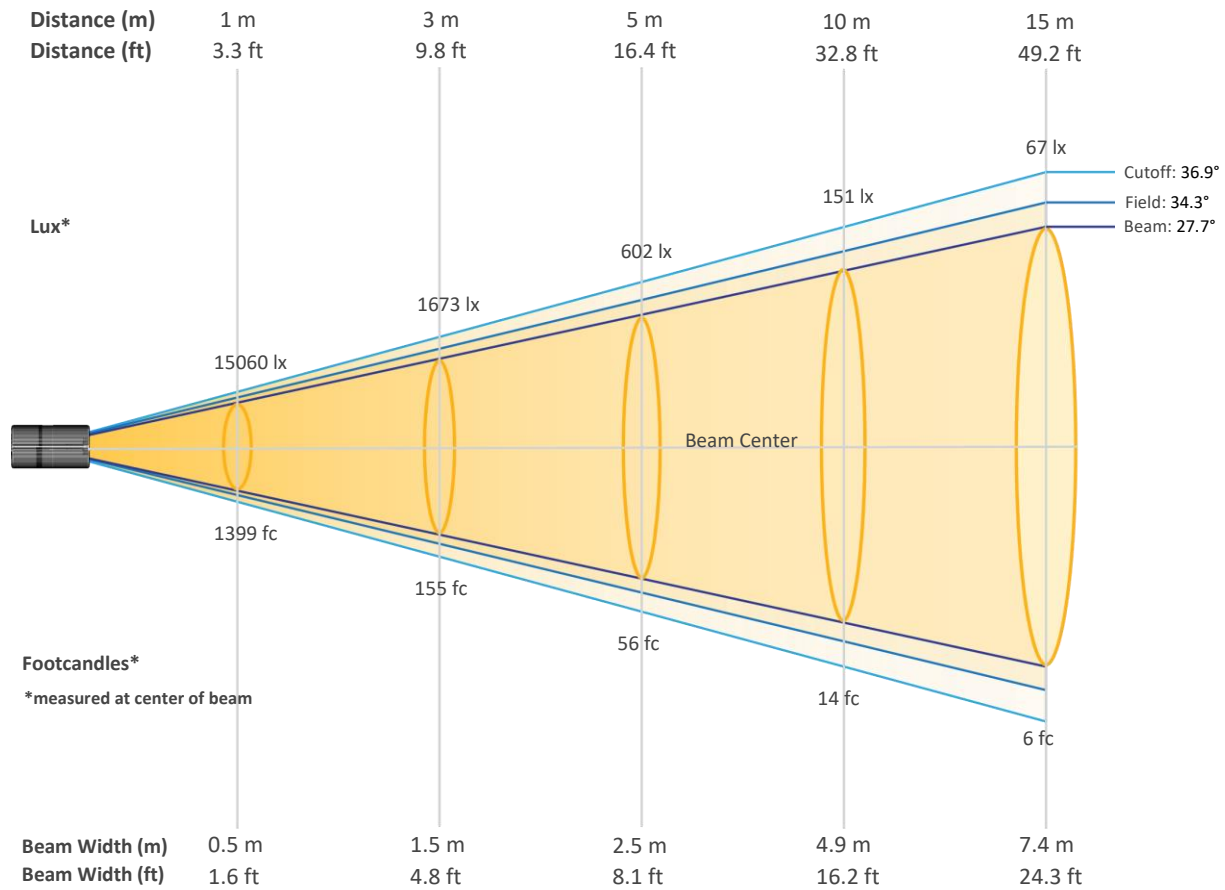
Light Quality  
CRI: 73.0

Color Temperature  
8136 K

# Photometric & Chromaticity Report

COLORado PXL Curve 12: Full Flood - White Only - Calibration On

## Beam Details

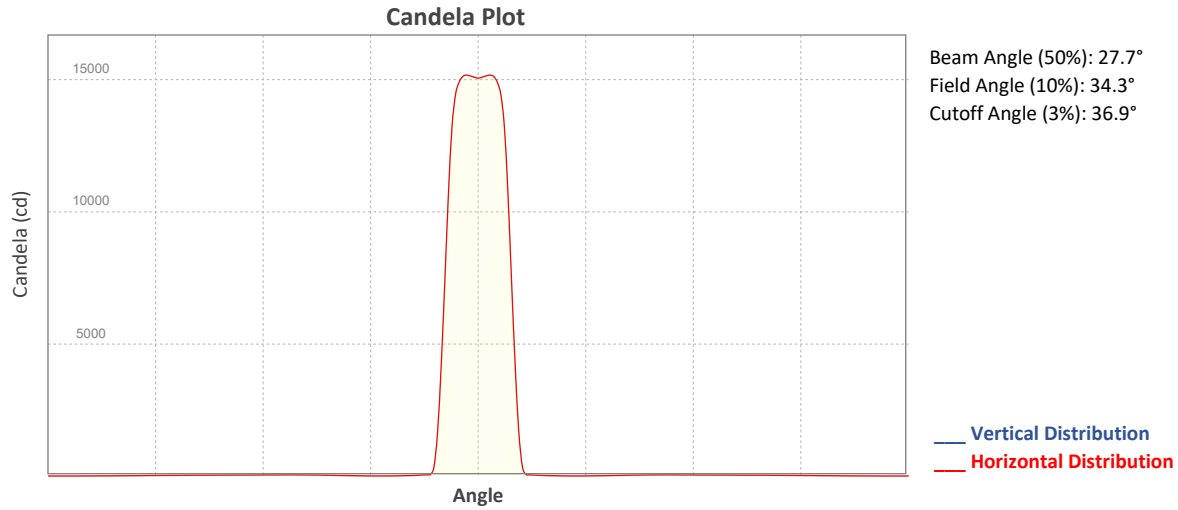


### Beam Intensities from 1-20m (3.3-65.6ft)

Distance	1m	2m	3m	4m	5m	6m	7m	8m	9m	10m
Lux	15060	3765	1673	941	602	418	307	235	186	151
Distance	11m	12m	13m	14m	15m	16m	17m	18m	19m	20m
Lux	124	105	89	77	67	59	52	46	42	38
Distance	3.3ft	6.6ft	9.8ft	13.1ft	16.4ft	19.7ft	23ft	26.2ft	29.5ft	32.8ft
FC	1399	350	155	87	56	39	29	22	17	14
Distance	36.1ft	39.4ft	42.7ft	45.9ft	49.2ft	52.5ft	55.8ft	59.1ft	62.3ft	65.6ft
FC	12	10	8	7	6	5	5	4	4	3

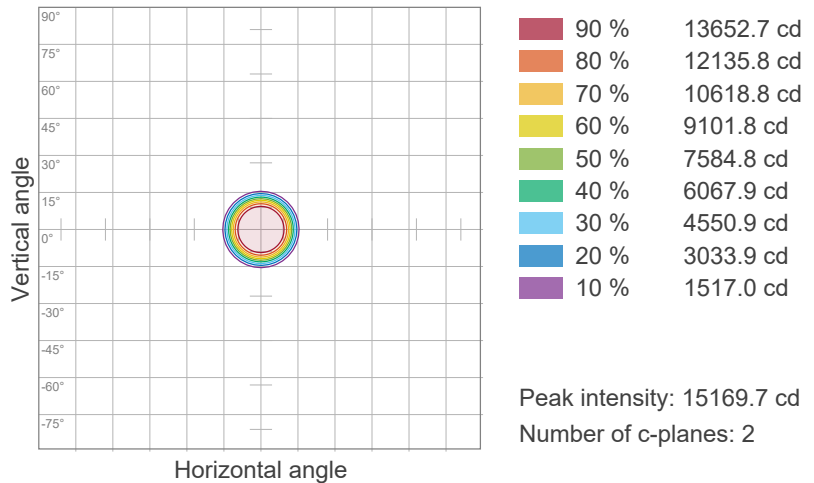
# Photometric & Chromaticity Report

COLORado PXL Curve 12: Full Flood - White Only - Calibration On

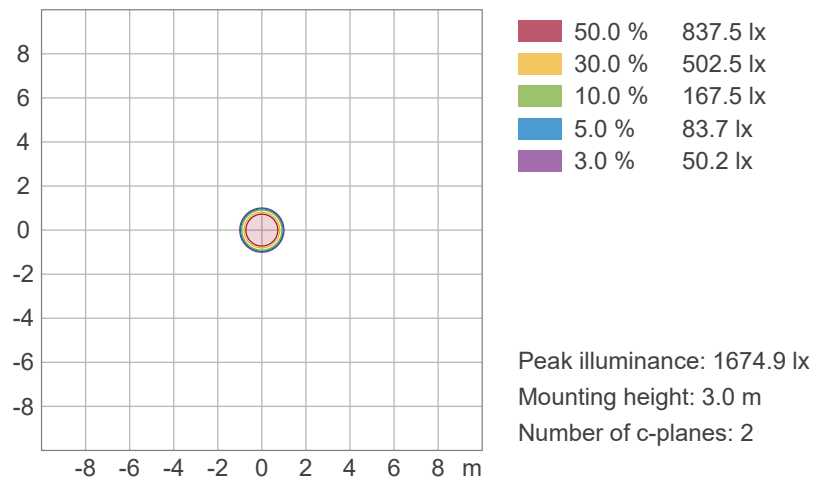


## ISO Diagrams

### ISO Candela Diagram



### ISO Lux Diagram

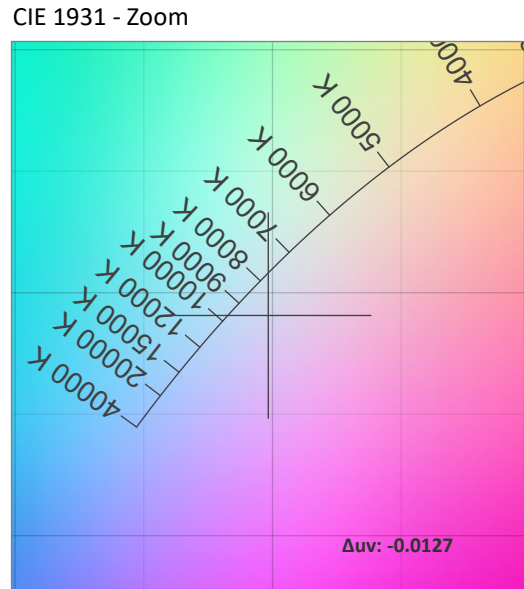
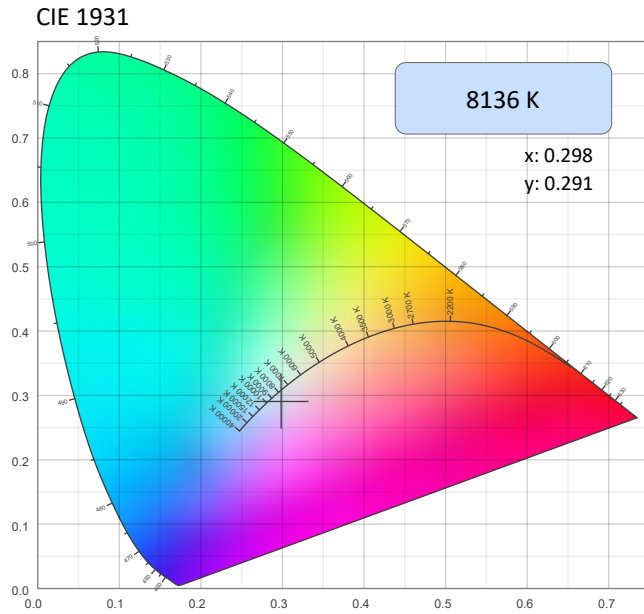




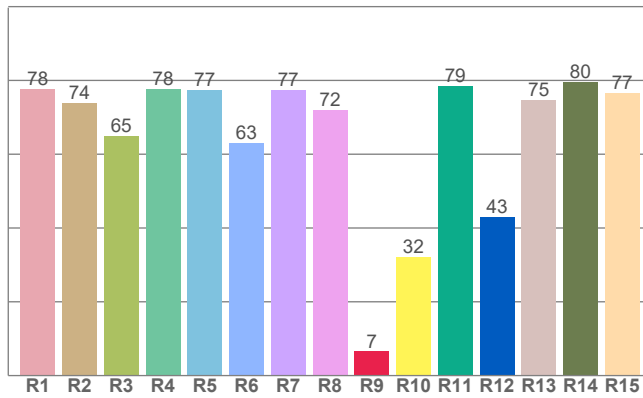
# Photometric & Chromaticity Report

COLORado PXL Curve 12: Full Flood - White Only - Calibration On

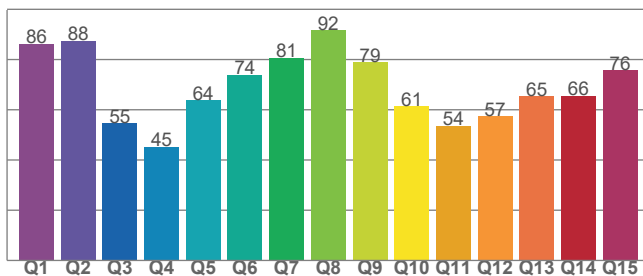
## Chromaticity



CRI: 73.0 (R1-R8)



CQS: 66.6



## Color Parameters

Color Temperature	Color Coordinate CIE 1931	Color Coordinate CIE 1931
CCT	x	y
8136 K	0.298	0.291

Color Deviation from Black Body Curve	Color Coordinate CIE 1964	Color Coordinate CIE 1964
Δuv	y	u
-0.0127	0.291	0.203

Color Rendering Index	Red Component	Color Quality Scale
CRI	CRI - R9	CQS
73.0	6.5	66.6

Television Lighting Consistency Index	Color Fidelity	Color Gamut
TLCI	TM30 - Rf	TM30 Rg
45	68.0	97.0

# Photometric & Chromaticity Report

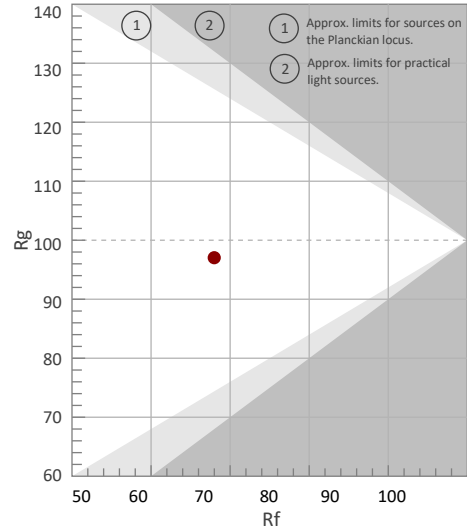
COLORado PXL Curve 12: Full Flood - White Only - Calibration On

## TM-30 Details

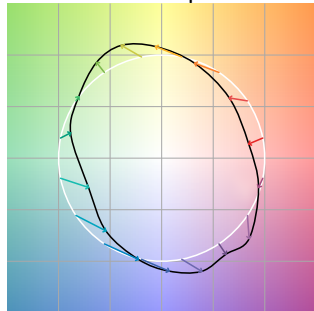
**Rf 68.0**  
Fidelity Index (Rg)

**Rg 97.0**  
Gammut Index (Rg)

Hue Bin	R <sub>f</sub>	Graphic shifts (%)	
		Chroma	Hue
1	73	-15%	-3%
2	69	-13%	12%
3	61	-6%	24%
4	56	5%	27%
5	65	15%	17%
6	81	12%	1%
7	92	0%	-5%
8	80	-9%	-7%
9	74	-25%	14%
10	54	-16%	29%
11	28	-6%	36%
12	61	6%	28%
13	72	15%	17%
14	78	12%	0%
15	74	14%	-18%
16	82	-2%	-9%



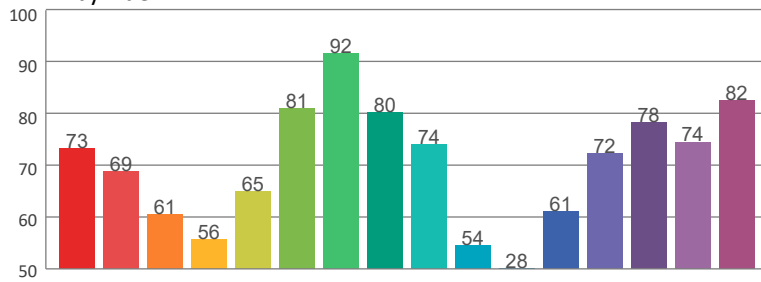
Color Vector Graphic



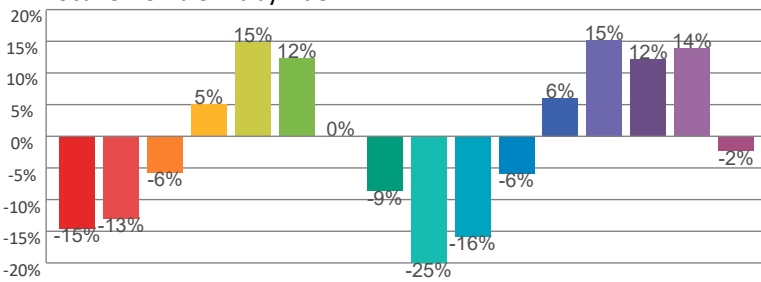
Color Distortion Graphic



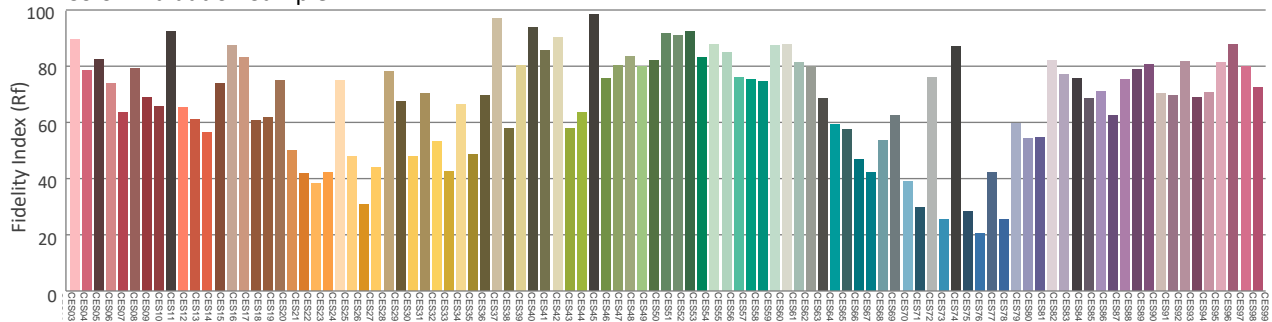
R<sub>f</sub> by Hue



Local Chroma Shift by Hue



Color Evaluation Sample



# Photometric & Chromaticity Report

COLORado PXL Curve 12: Full Flood - Single Pixel - Full Power - Calibration On

## Report Summary

### Measurements

Fixture Output: 485 lm  
Fixture Peak: 2423 cd  
Fixture Efficacy: n/a lm/W  
Intensity @ 5m: 97 lux  
Color Temperature: 5877 K  
CRI: 63.1    CRI R9 Value: -96.4  
CQS: 81.6  
TLCI: 47  
TM-30 Rf: 77.3  
TM-30 Rg: 120.1  
Beam Angle (50%): 27.4°  
Field Angle (10%): 31.1°  
Cutoff Angle (3%): 33.6°

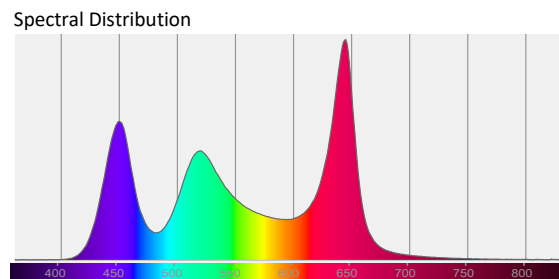
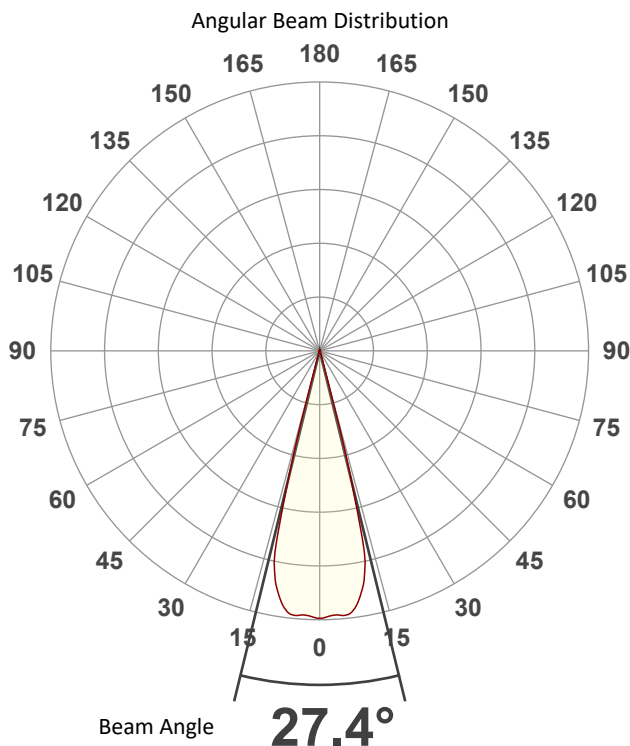


### Conditions

AC Supply: 119 V, 60 Hz  
Power: n/a W  
Current: 0.000 A  
Power Factor: n/a

This data sheet conforms to American National Standard E1.9 – 2007 (R2017). All data was measured and calculated by a Viso Systems LabSpion Goniometer at the Chauvet PD Optics Laboratory in Sunrise, FL on 4/28/2023 to LM-63-2002 Standards.


## Overall Measurement



Tested Color (CIE 1931):

X: 0.325

Y: 0.320



Light Quality

CRI: 63.1

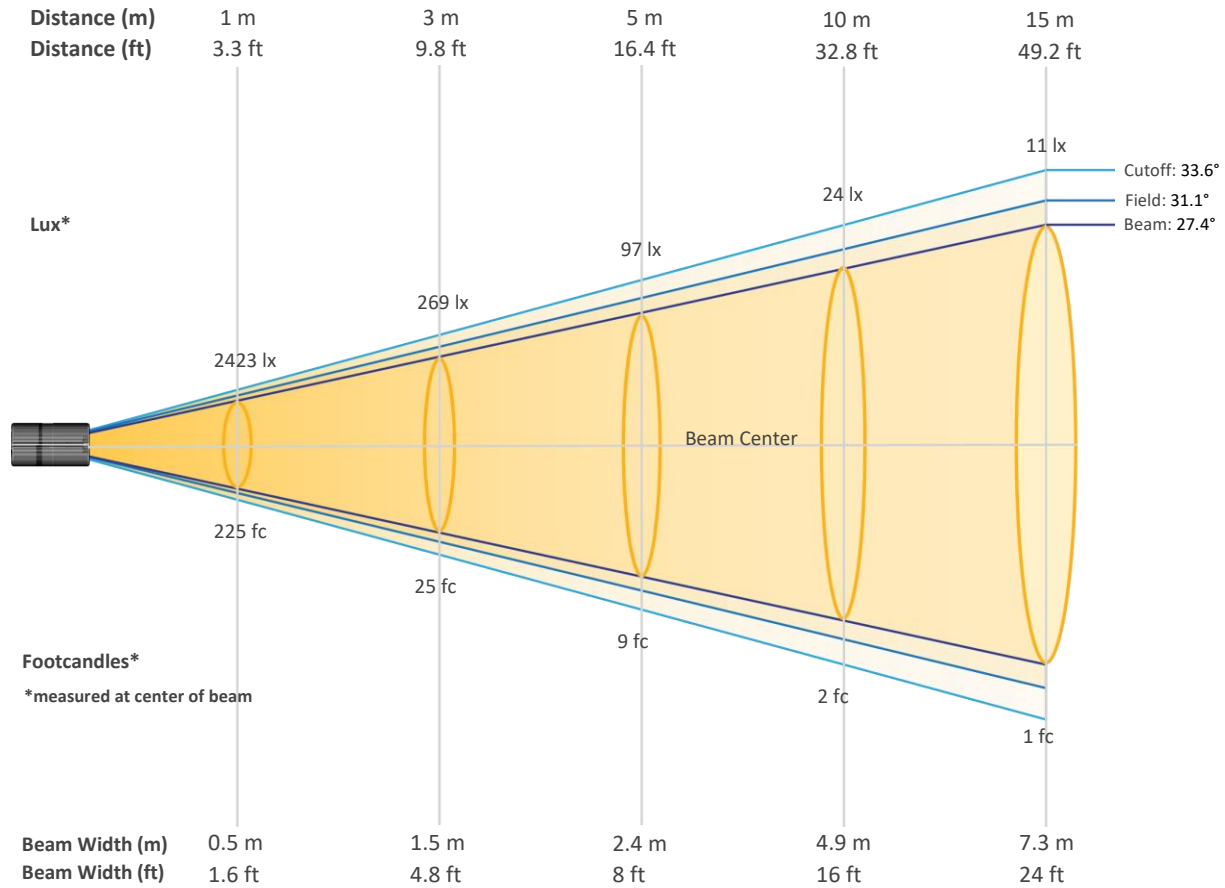
Color Temperature

5877 K

# Photometric & Chromaticity Report

COLORado PXL Curve 12: Full Flood - Single Pixel - Full Power - Calibration On

## Beam Details

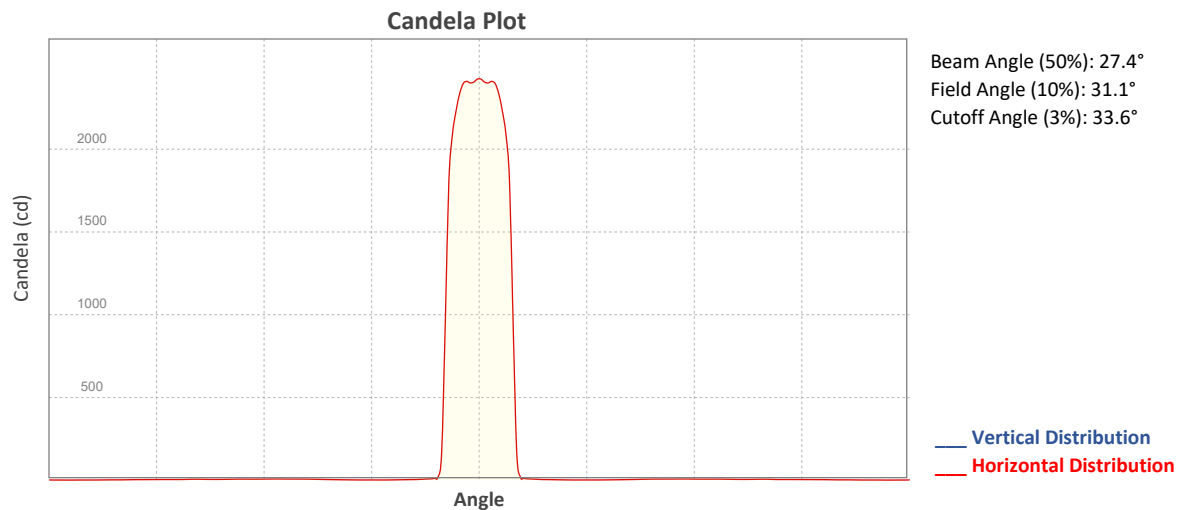


### Beam Intensities from 1-20m (3.3-65.6ft)

Distance	1m	2m	3m	4m	5m	6m	7m	8m	9m	10m
Lux	2423	606	269	151	97	67	49	38	30	24
Distance	11m	12m	13m	14m	15m	16m	17m	18m	19m	20m
Lux	20	17	14	12	11	9	8	7	7	6
Distance	3.3ft	6.6ft	9.8ft	13.1ft	16.4ft	19.7ft	23ft	26.2ft	29.5ft	32.8ft
FC	225	56	25	14	9	6	5	4	3	2
Distance	36.1ft	39.4ft	42.7ft	45.9ft	49.2ft	52.5ft	55.8ft	59.1ft	62.3ft	65.6ft
FC	2	2	1	1	1	1	1	1	1	1

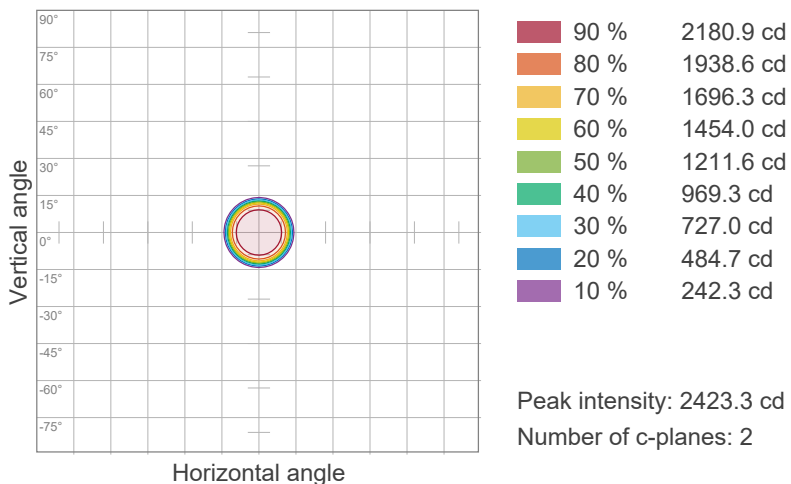
# Photometric & Chromaticity Report

COLORado PXL Curve 12: Full Flood - Single Pixel - Full Power - Calibration On

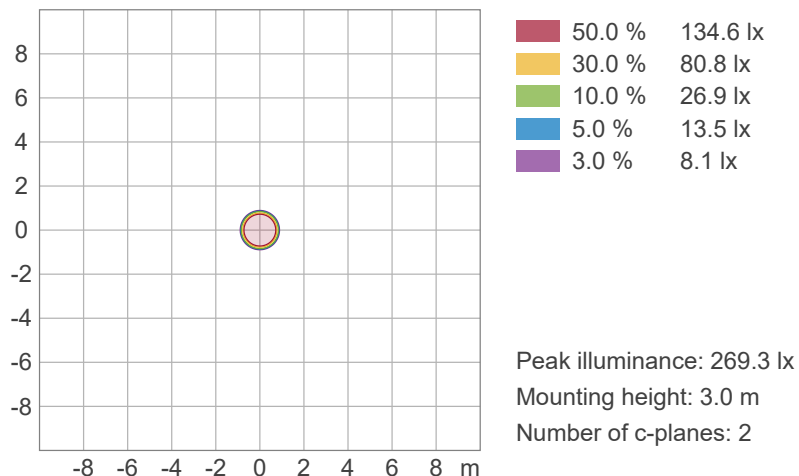


## ISO Diagrams

**ISO Candela Diagram**



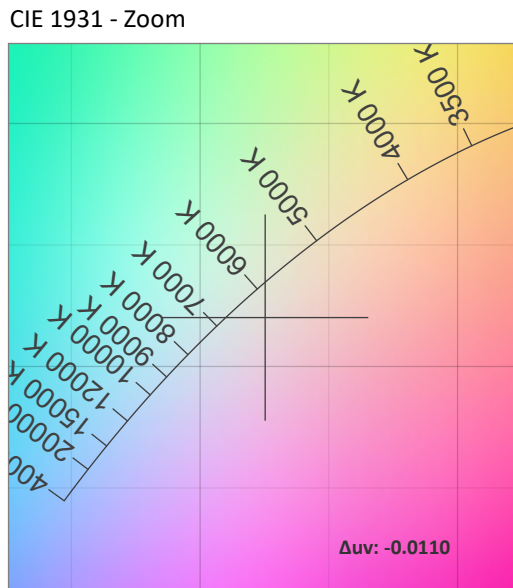
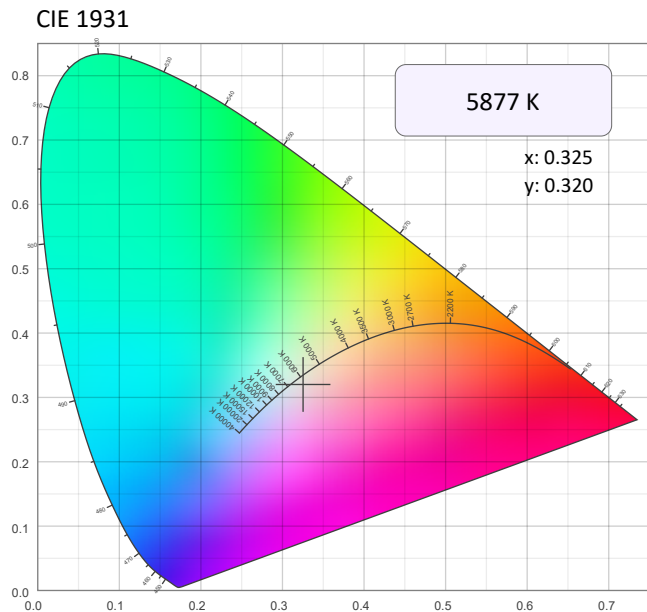
**ISO Lux Diagram**



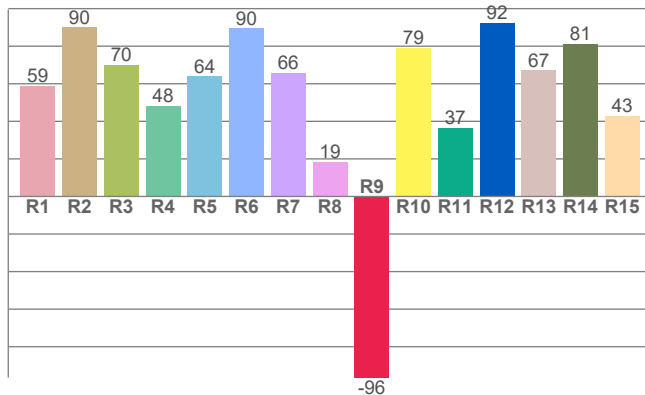
# Photometric & Chromaticity Report

COLORado PXL Curve 12: Full Flood - Single Pixel - Full Power - Calibration On

## Chromaticity



CRI: 63.1 (R1-R8)

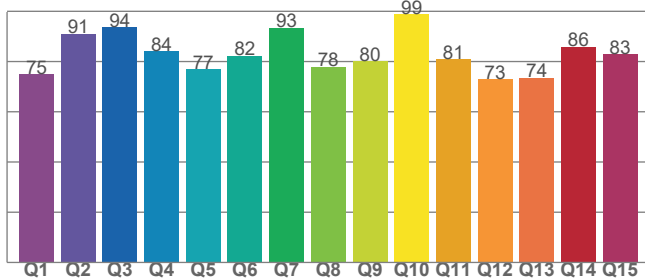


Color Parameters

Color Temperature	Color Coordinate CIE 1931	Color Coordinate CIE 1931
CCT	x	y
5877 K	0.325	0.320

Color Deviation from Black Body Curve	Color Coordinate CIE 1964	Color Coordinate CIE 1964
Δuv	y	u
-0.0110	0.320	0.210

CQS: 81.6



Color Rendering Index	Red Component	Color Quality Scale
CRI	CRI - R9	CQS
63.1	-96.4	81.6

Television Lighting Consistency Index	Color Fidelity	Color Gamut
TLCI	TM30 - Rf	TM30 Rg
47	77.3	120.1

# Photometric & Chromaticity Report

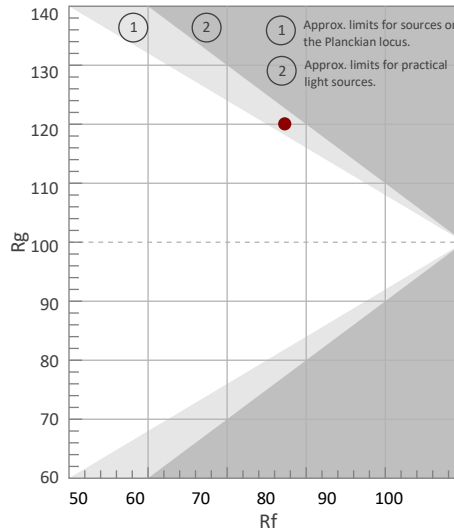
COLORado PXL Curve 12: Full Flood - Single Pixel - Full Power - Calibration On

## TM-30 Details

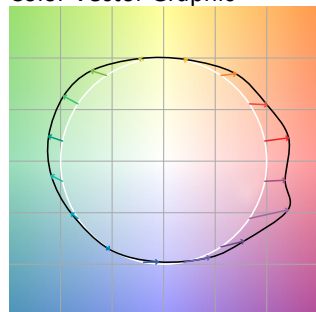
**Rf 77.3**  
Fidelity Index  
(Rg)

**Rg 120.1**  
Gammut Index (Rg)

Hue Bin	R <sub>f</sub>	Graphic shifts (%)	
		Chroma	Hue
1	57	23%	-1%
2	73	14%	-10%
3	74	9%	-11%
4	92	1%	-3%
5	89	2%	4%
6	78	12%	10%
7	76	16%	1%
8	76	14%	-2%
9	87	10%	-8%
10	84	3%	-8%
11	90	0%	4%
12	80	-3%	14%
13	72	0%	25%
14	65	8%	21%
15	59	26%	28%
16	66	19%	5%



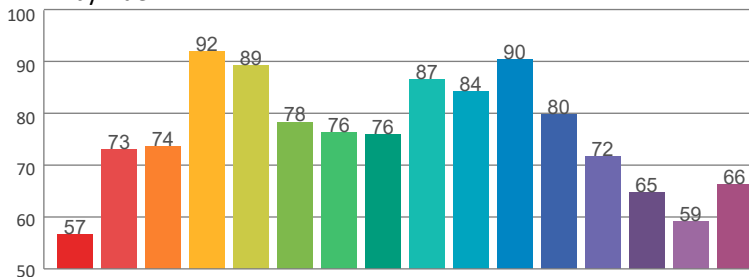
Color Vector Graphic



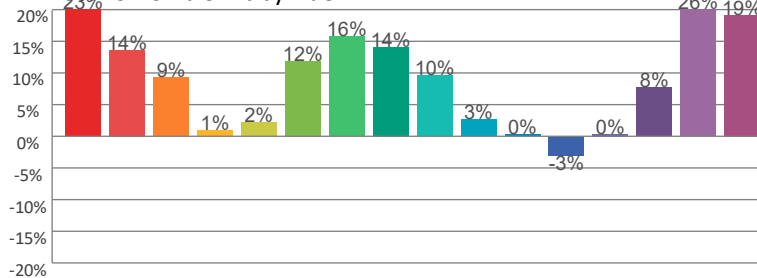
Color Distortion Graphic



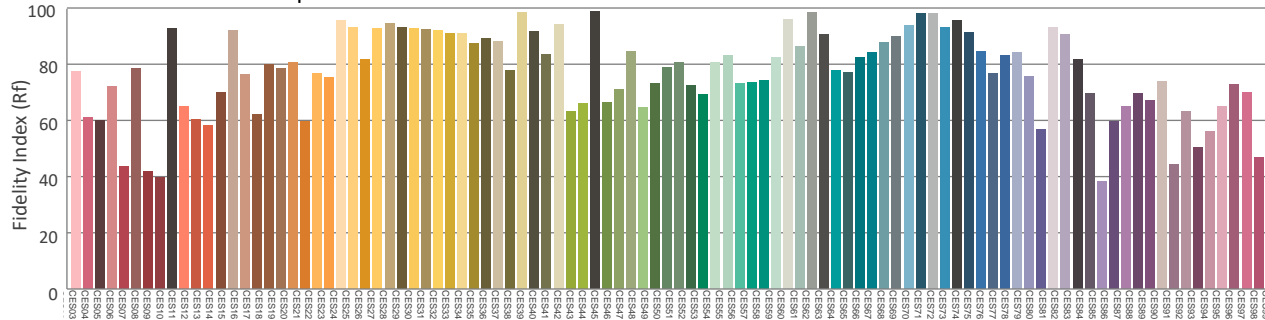
Rf by Hue



Local Chroma Shift by Hue



Color Evaluation Sample



# Photometric & Chromaticity Report

COLORado PXL Curve 12: Full Flood - Single Pixel - Full Power - Calibration Off

## Report Summary

### Measurements

Fixture Output: 499 lm  
Fixture Peak: 2525 cd  
Fixture Efficacy: n/a lm/W  
Intensity @ 5m: 101 lux  
Color Temperature: 0 K  
CRI: 0.0      CRI R9 Value: 0.0  
CQS: 0.0  
TLCI: n/a  
TM-30 Rf: 0.0  
TM-30 Rg: 0.0  
Beam Angle (50%): 27.2°  
Field Angle (10%): 32.7°  
Cutoff Angle (3%): 34.4°

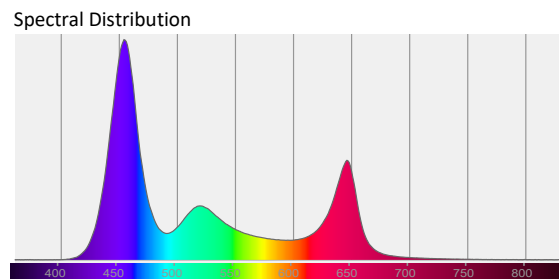
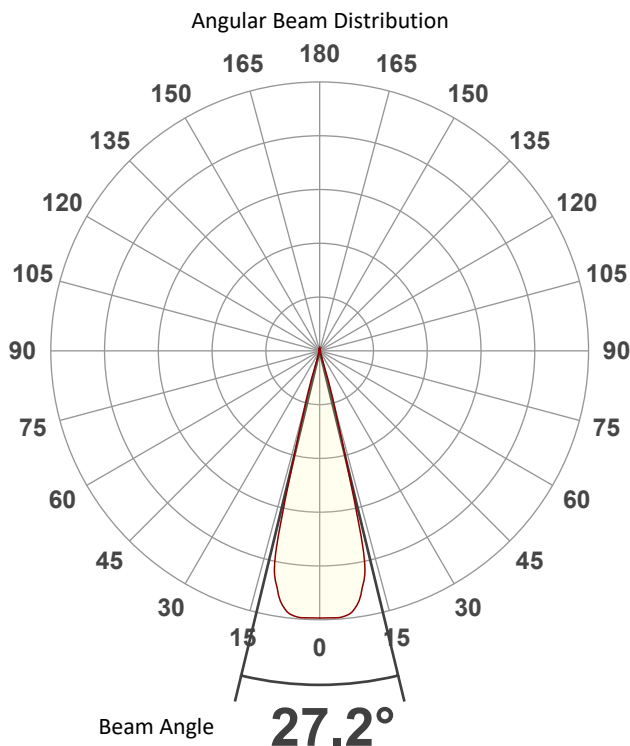


### Conditions

AC Supply: 120 V, 60 Hz  
Power: n/a W  
Current: 0.000 A  
Power Factor: n/a

This data sheet conforms to American National Standard E1.9 – 2007 (R2017). All data was measured and calculated by a Viso Systems LabSpion Goniometer at the Chauvet PD Optics Laboratory in Sunrise, FL on 4/28/2023 to LM-63-2002 Standards.

## Overall Measurement



Tested Color (CIE 1931):  
X: 0.241  
Y: 0.192



Light Quality  
CRI: 0.0

Color Temperature  
0 K

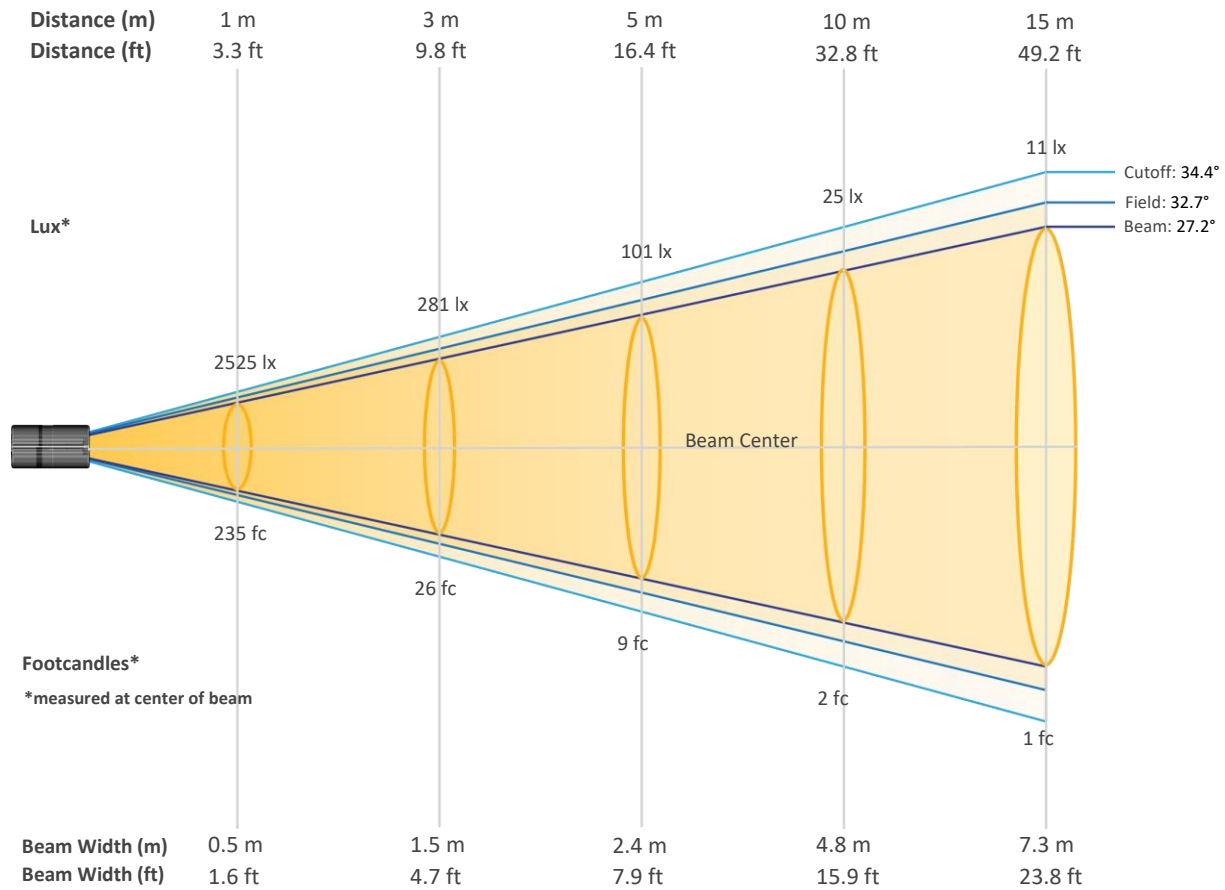




# Photometric & Chromaticity Report

COLORado PXL Curve 12: Full Flood - Single Pixel - Full Power - Calibration Off

## Beam Details

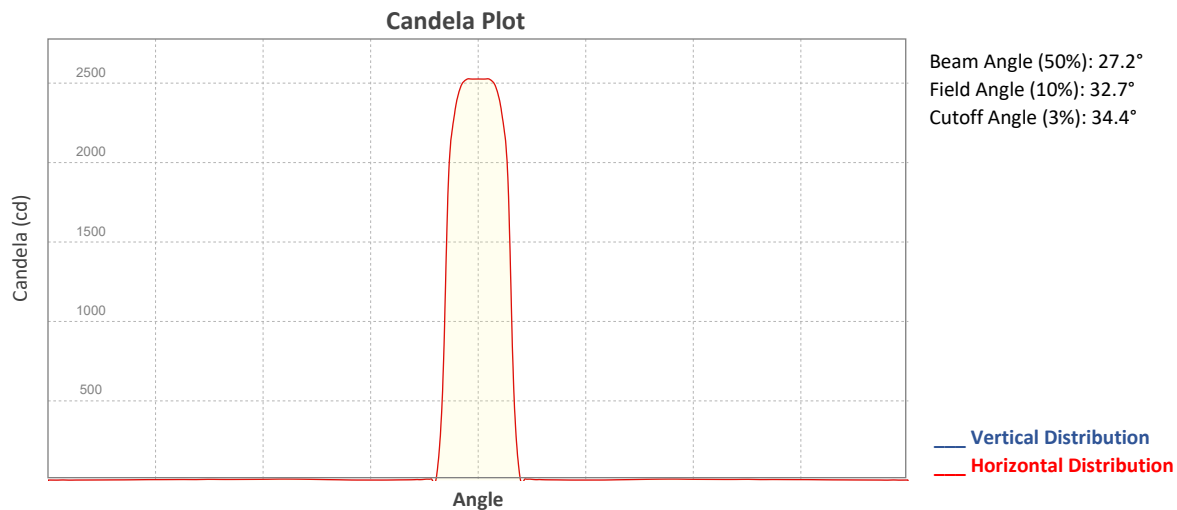


### Beam Intensities from 1-20m (3.3-65.6ft)

Distance	1m	2m	3m	4m	5m	6m	7m	8m	9m	10m
Lux	2525	631	281	158	101	70	52	39	31	25
Distance	11m	12m	13m	14m	15m	16m	17m	18m	19m	20m
Lux	21	18	15	13	11	10	9	8	7	6
Distance	3.3ft	6.6ft	9.8ft	13.1ft	16.4ft	19.7ft	23ft	26.2ft	29.5ft	32.8ft
FC	235	59	26	15	9	7	5	4	3	2
Distance	36.1ft	39.4ft	42.7ft	45.9ft	49.2ft	52.5ft	55.8ft	59.1ft	62.3ft	65.6ft
FC	2	2	1	1	1	1	1	1	1	1

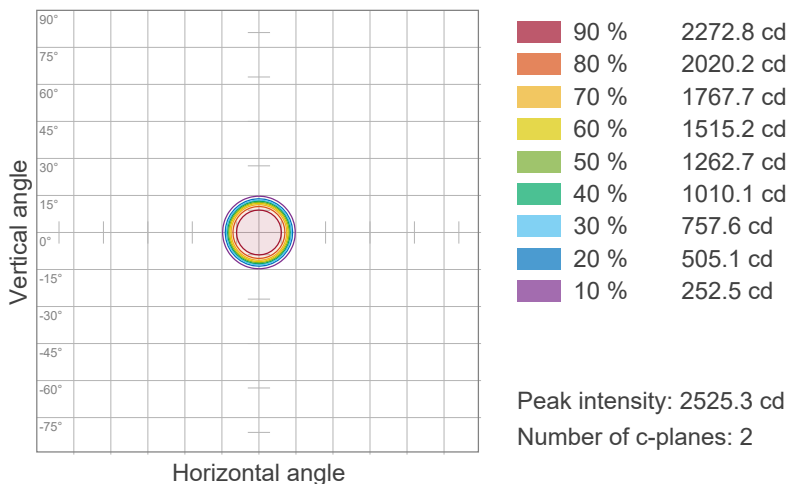
# Photometric & Chromaticity Report

COLORado PXL Curve 12: Full Flood - Single Pixel - Full Power - Calibration Off

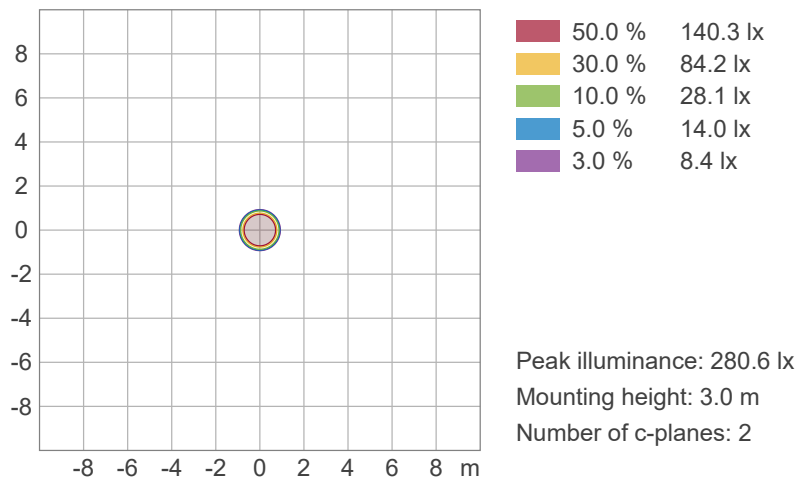


## ISO Diagrams

### ISO Candela Diagram



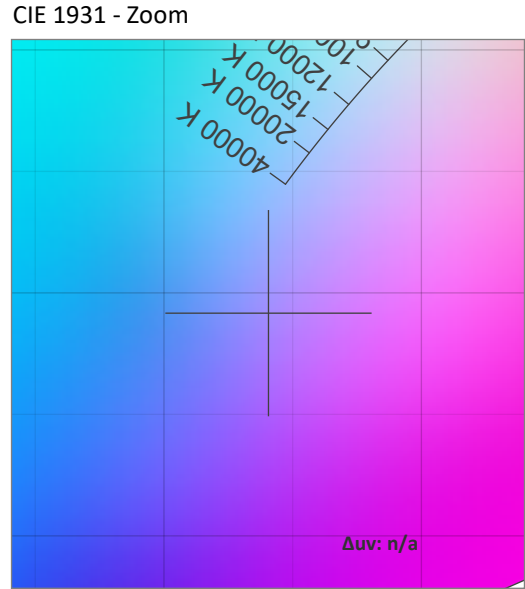
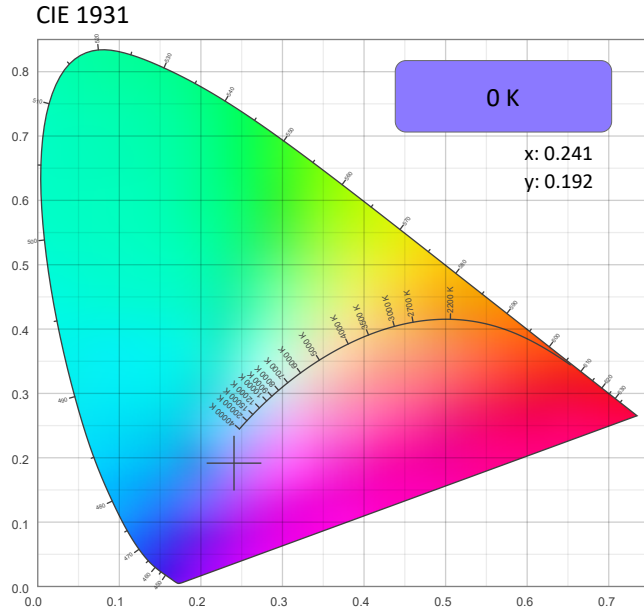
### ISO Lux Diagram



# Photometric & Chromaticity Report

COLORado PXL Curve 12: Full Flood - Single Pixel - Full Power - Calibration Off

## Chromaticity



### CRI: 0.0 (R1-R8)

0	0	0	0	0	0	0	0	0	0	0	0	0	0	0
R1	R2	R3	R4	R5	R6	R7	R8	R9	R10	R11	R12	R13	R14	R15

### CQS: 0.0

0	0	0	0	0	0	0	0	0	0	0	0	0	0	0
Q1	Q2	Q3	Q4	Q5	Q6	Q7	Q8	Q9	Q10	Q11	Q12	Q13	Q14	Q15

### Color Parameters

Color Temperature	Color Coordinate CIE 1931	Color Coordinate CIE 1931
CCT	x	y
0 K	0.241	0.192

Color Deviation from Black Body Curve	Color Coordinate CIE 1964	Color Coordinate CIE 1964
Δuv	y	u
n/a	0.192	0.200

Color Rendering Index	Red Component	Color Quality Scale
CRI	CRI - R9	CQS
0.0	0.0	0.0

Television Lighting Consistency Index	Color Fidelity	Color Gamut
TLCI	TM30 - Rf	TM30 Rg
n/a	0.0	0.0



# Photometric & Chromaticity Report

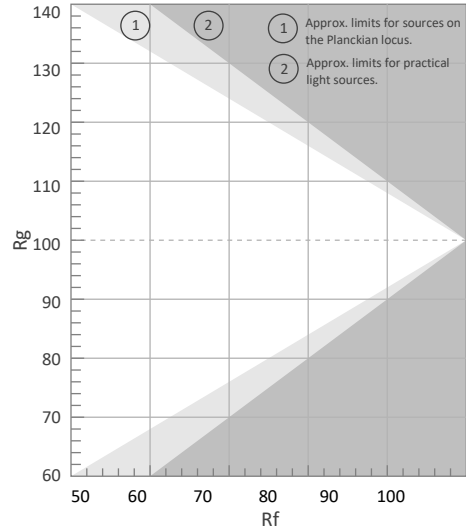
COLORado PXL Curve 12: Full Flood - Single Pixel - Full Power - Calibration Off

## TM-30 Details


**Rf 0.0**  
Fidelity Index (Rg)

**Rg 0.0**  
Gammut Index (Rg)

Hue Bin	R <sub>f</sub>	Graphic shifts (%)	
		Chroma	Hue
1	0	0%	0%
2	0	0%	0%
3	0	0%	0%
4	0	0%	0%
5	0	0%	0%
6	0	0%	0%
7	0	0%	0%
8	0	0%	0%
9	0	0%	0%
10	0	0%	0%
11	0	0%	0%
12	0	0%	0%
13	0	0%	0%
14	0	0%	0%
15	0	0%	0%
16	0	0%	0%




Color Vector Graphic



Color Distortion Graphic



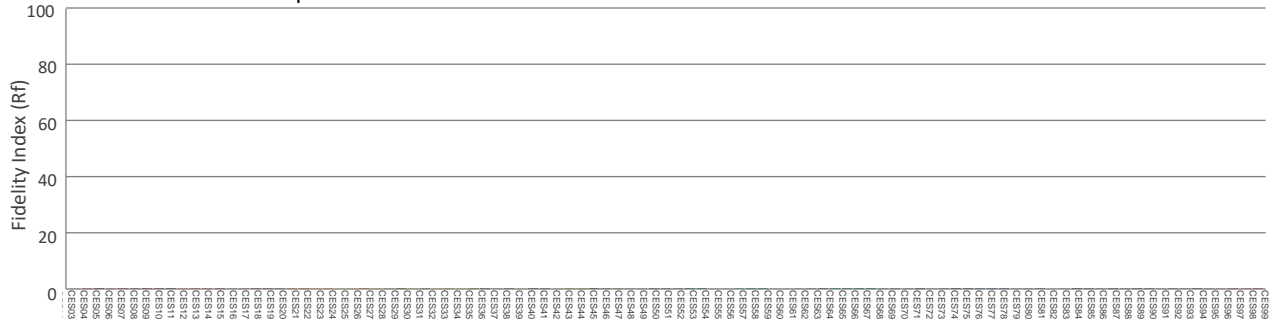
R<sub>f</sub> by Hue



Local Chroma Shift by Hue



Color Evaluation Sample



# Photometric & Chromaticity Report

COLORado PXL Curve 12: Full Flood - Single Pixel - Red Only - Calibration On

## Report Summary

### Measurements

Fixture Output: 105 lm  
Fixture Peak: 510 cd  
Fixture Efficacy: n/a lm/W  
Intensity @ 5m: 20 lux  
Color Temperature: 0 K  
CRI: 0.0      CRI R9 Value: 0.0  
CQS: 0.0  
TLCI: n/a  
TM-30 Rf: 0.0  
TM-30 Rg: 0.0  
Beam Angle (50%): 27.2°  
Field Angle (10%): 31.4°  
Cutoff Angle (3%): 33.8°

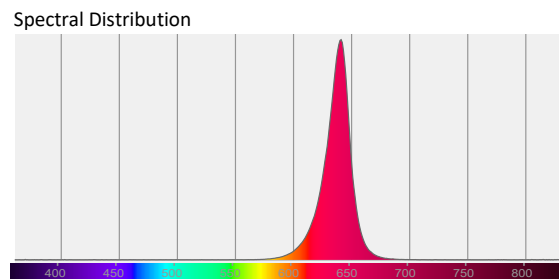
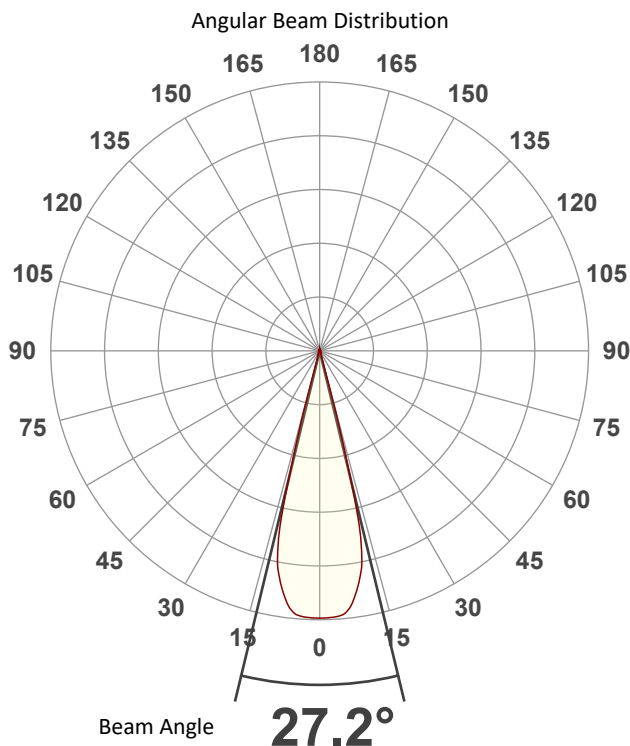


### Conditions

AC Supply: 119 V, 60 Hz  
Power: n/a W  
Current: 0.000 A  
Power Factor: n/a

This data sheet conforms to American National Standard E1.9 – 2007 (R2017). All data was measured and calculated by a Viso Systems LabSpion Goniometer at the Chauvet PD Optics Laboratory in Sunrise, FL on 4/28/2023 to LM-63-2002 Standards.

## Overall Measurement



Tested Color (CIE 1931):

X: 0.701

Y: 0.298



Light Quality

CRI: 0.0

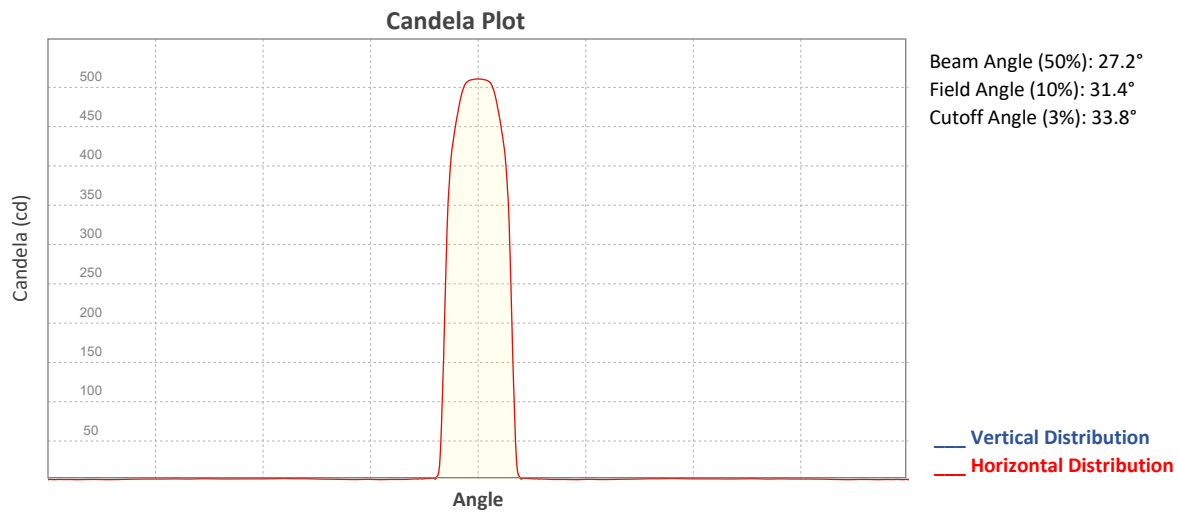
Color Temperature

0 K



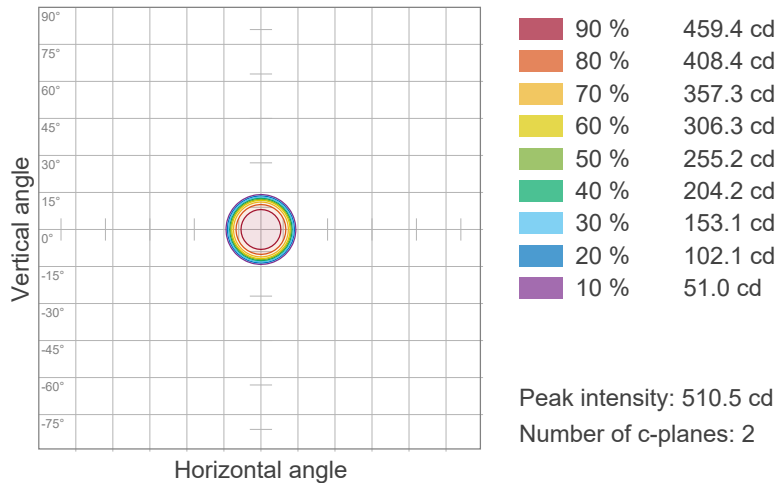
# Photometric & Chromaticity Report

COLORado PXL Curve 12: Full Flood - Single Pixel - Red Only - Calibration On

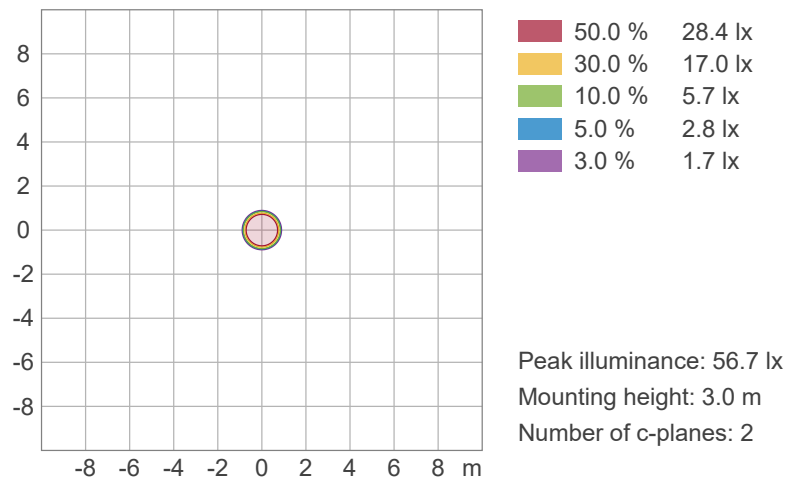


## ISO Diagrams

**ISO Candela Diagram**



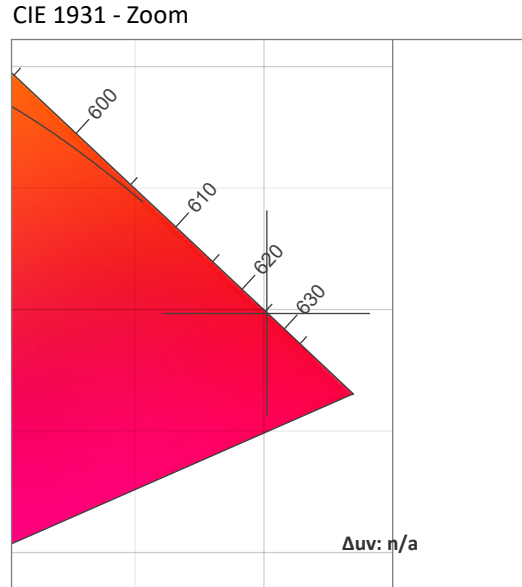
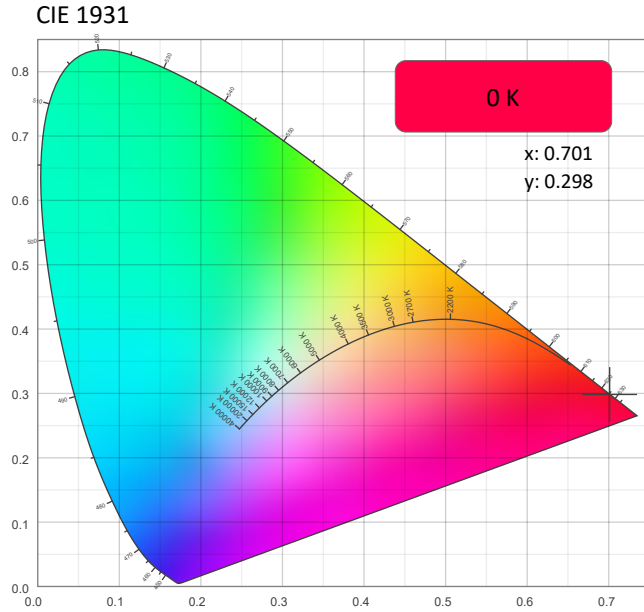
**ISO Lux Diagram**



# Photometric & Chromaticity Report

COLORado PXL Curve 12: Full Flood - Single Pixel - Red Only - Calibration On

## Chromaticity



CRI: 0.0 (R1-R8)

0	0	0	0	0	0	0	0	0	0	0	0	0	0	0	0
R1	R2	R3	R4	R5	R6	R7	R8	R9	R10	R11	R12	R13	R14	R15	

CQS: 0.0

0	0	0	0	0	0	0	0	0	0	0	0	0	0	0	0
Q1	Q2	Q3	Q4	Q5	Q6	Q7	Q8	Q9	Q10	Q11	Q12	Q13	Q14	Q15	

Color Parameters

Color Temperature	Color Coordinate CIE 1931	Color Coordinate CIE 1931
CCT	x	y
0 K	0.701	0.298

Color Deviation from Black Body Curve	Color Coordinate CIE 1964	Color Coordinate CIE 1964
Δuv	y	u
n/a	0.298	0.542

Color Rendering Index	Red Component	Color Quality Scale
CRI	CRI - R9	CQS
0.0	0.0	0.0

Television Lighting Consistency Index	Color Fidelity	Color Gamut
TLCI	TM30 - Rf	TM30 Rg
n/a	0.0	0.0



# Photometric & Chromaticity Report


COLORado PXL Curve 12: Full Flood - Single Pixel - Red Only - Calibration On

## TM-30 Details


**Rf 0.0**  
Fidelity Index (Rg)

**Rg 0.0**  
Gammut Index (Rg)

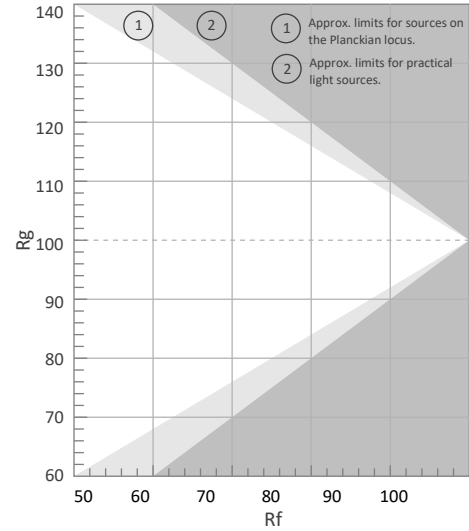
Color Vector Graphic



Color Distortion Graphic




Hue Bin	R <sub>f</sub>	Graphic shifts (%)	
		Chroma	Hue
1	0	0%	0%
2	0	0%	0%
3	0	0%	0%
4	0	0%	0%
5	0	0%	0%
6	0	0%	0%
7	0	0%	0%
8	0	0%	0%
9	0	0%	0%
10	0	0%	0%
11	0	0%	0%
12	0	0%	0%
13	0	0%	0%
14	0	0%	0%
15	0	0%	0%
16	0	0%	0%



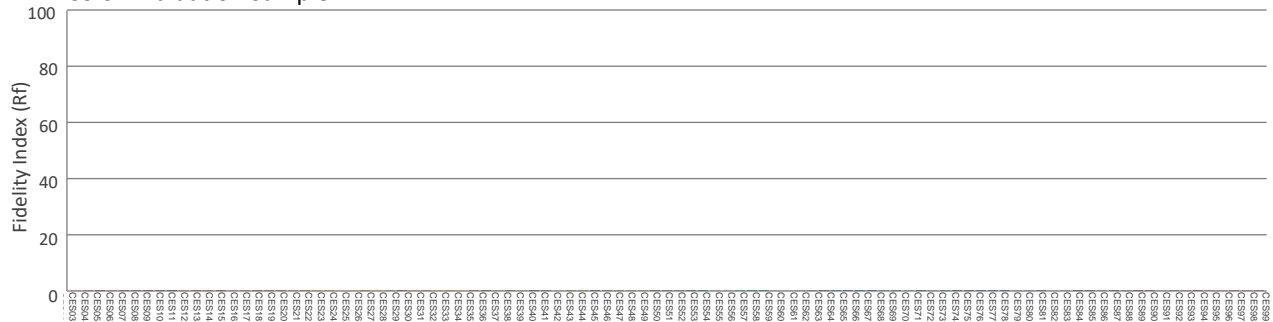
Rf by Hue



Local Chroma Shift by Hue



Color Evaluation Sample



# Photometric & Chromaticity Report

COLORado PXL Curve 12: Full Flood - Single Pixel - Red Only - Calibration Off

## Report Summary

### Measurements

Fixture Output: 110 lm  
Fixture Peak: 508 cd  
Fixture Efficacy: n/a lm/W  
Intensity @ 5m: 20 lux  
Color Temperature: 0 K  
CRI: 0.0      CRI R9 Value: 0.0  
CQS: 0.0  
TLCI: n/a  
TM-30 Rf: 0.0  
TM-30 Rg: 0.0  
Beam Angle (50%): 27.1°  
Field Angle (10%): 31.1°  
Cutoff Angle (3%): 33.7°

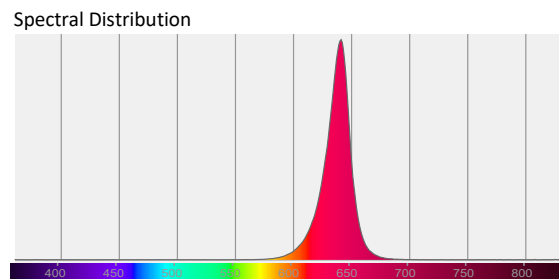
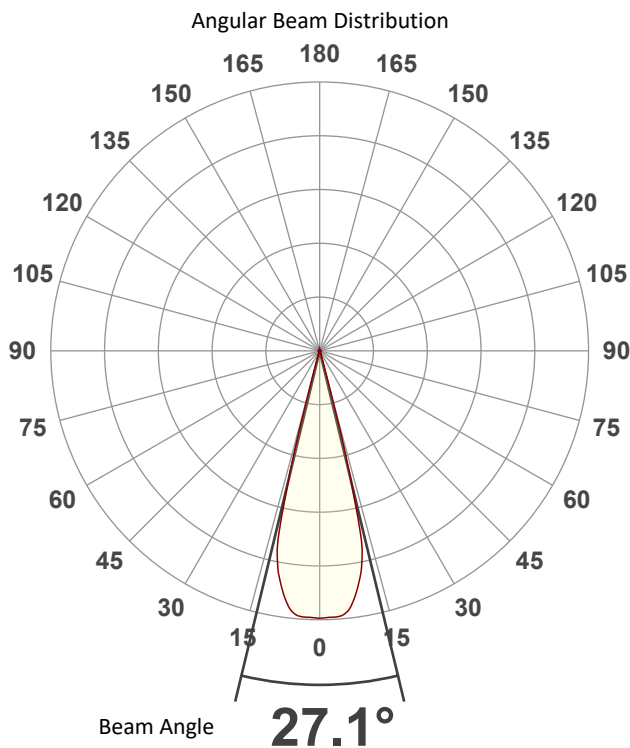


### Conditions

AC Supply: 119 V, 60 Hz  
Power: n/a W  
Current: 0.000 A  
Power Factor: n/a

This data sheet conforms to American National Standard E1.9 – 2007 (R2017). All data was measured and calculated by a Viso Systems LabSpion Goniometer at the Chauvet PD Optics Laboratory in Sunrise, FL on 4/28/2023 to LM-63-2002 Standards.

## Overall Measurement



Tested Color (CIE 1931):

X: 0.701

Y: 0.299



Light Quality

CRI: 0.0

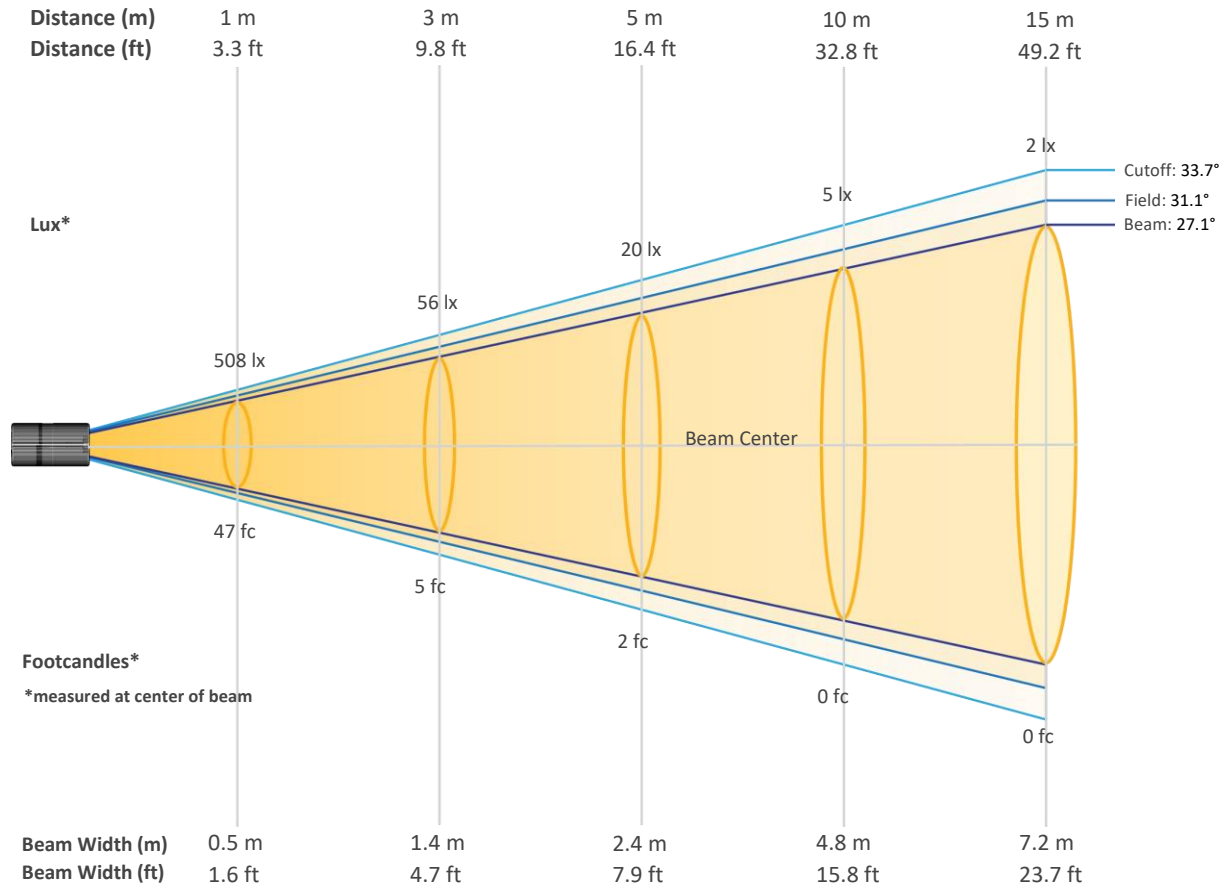
Color Temperature

0 K

# Photometric & Chromaticity Report

COLORado PXL Curve 12: Full Flood - Single Pixel - Red Only - Calibration Off

## Beam Details

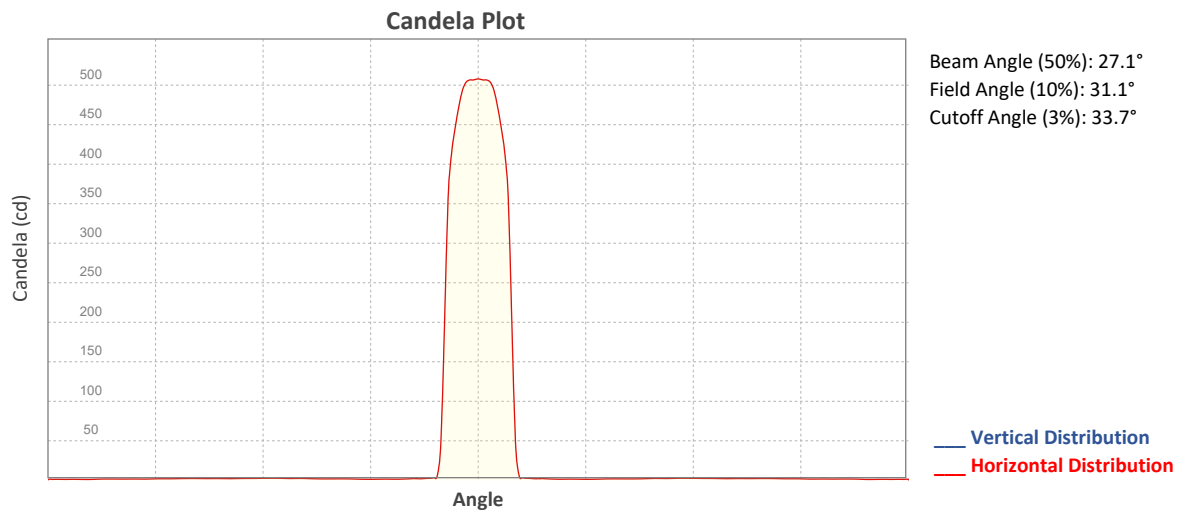


### Beam Intensities from 1-20m (3.3-65.6ft)

Distance	1m	2m	3m	4m	5m	6m	7m	8m	9m	10m
Lux	508	127	56	32	20	14	10	8	6	5
Distance	11m	12m	13m	14m	15m	16m	17m	18m	19m	20m
Lux	4	4	3	3	2	2	2	2	1	1
Distance	3.3ft	6.6ft	9.8ft	13.1ft	16.4ft	19.7ft	23ft	26.2ft	29.5ft	32.8ft
FC	47	12	5	3	2	1	1	1	1	0
Distance	36.1ft	39.4ft	42.7ft	45.9ft	49.2ft	52.5ft	55.8ft	59.1ft	62.3ft	65.6ft
FC	0	0	0	0	0	0	0	0	0	0

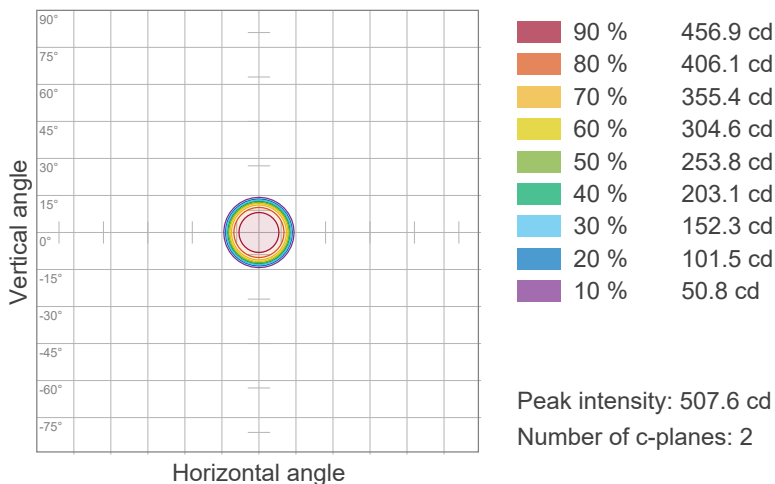
# Photometric & Chromaticity Report

COLORado PXL Curve 12: Full Flood - Single Pixel - Red Only - Calibration Off

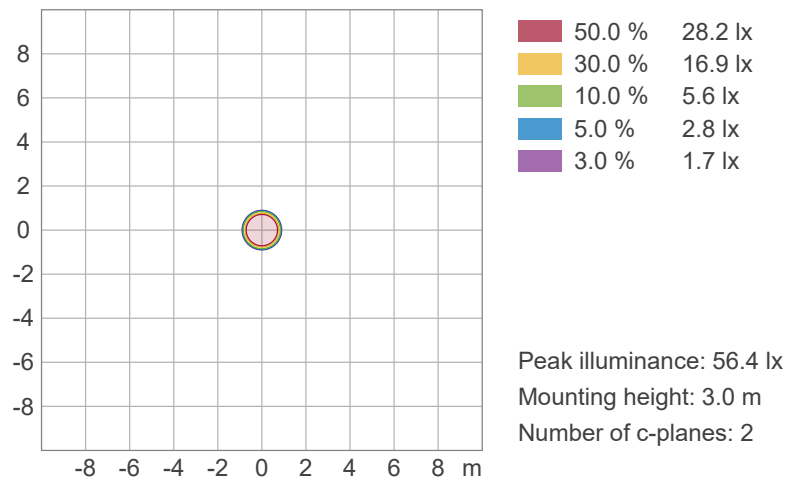


## ISO Diagrams

### ISO Candela Diagram



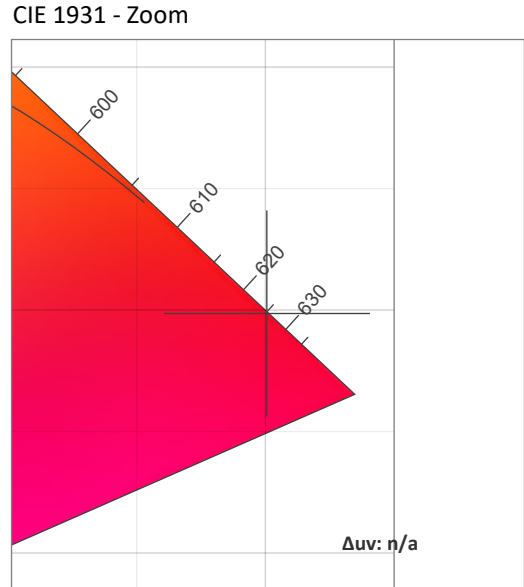
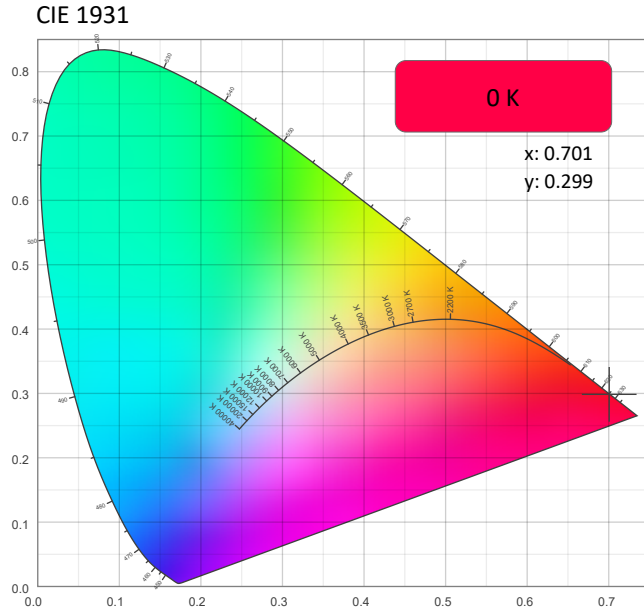
### ISO Lux Diagram



# Photometric & Chromaticity Report

COLORado PXL Curve 12: Full Flood - Single Pixel - Red Only - Calibration Off

## Chromaticity



CRI: 0.0 (R1-R8)

0	0	0	0	0	0	0	0	0	0	0	0	0	0	0	0
R1	R2	R3	R4	R5	R6	R7	R8	R9	R10	R11	R12	R13	R14	R15	

CQS: 0.0

0	0	0	0	0	0	0	0	0	0	0	0	0	0	0	0
Q1	Q2	Q3	Q4	Q5	Q6	Q7	Q8	Q9	Q10	Q11	Q12	Q13	Q14	Q15	

Color Parameters

Color Temperature	Color Coordinate CIE 1931	Color Coordinate CIE 1931
CCT	x	y
0 K	0.701	0.299

Color Deviation from Black Body Curve	Color Coordinate CIE 1964	Color Coordinate CIE 1964
Δuv	y	u
n/a	0.299	0.541

Color Rendering Index	Red Component	Color Quality Scale
CRI	CRI - R9	CQS
0.0	0.0	0.0

Television Lighting Consistency Index	Color Fidelity	Color Gamut
TLCI	TM30 - Rf	TM30 Rg
n/a	0.0	0.0

# Photometric & Chromaticity Report

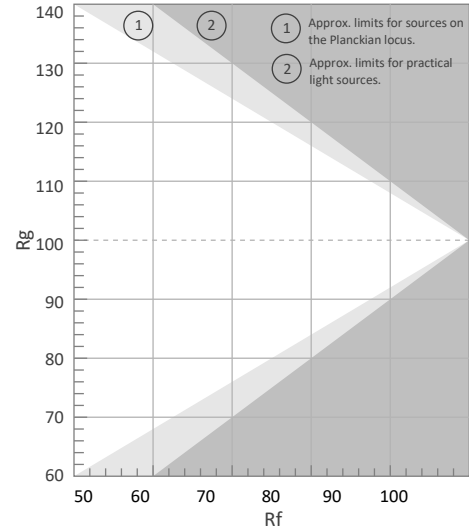
COLORado PXL Curve 12: Full Flood - Single Pixel - Red Only - Calibration Off

## TM-30 Details


**Rf 0.0**  
Fidelity Index (Rg)

**Rg 0.0**  
Gammut Index (Rg)


Hue Bin	R <sub>f</sub>	Graphic shifts (%)	
		Chroma	Hue
1	0	0%	0%
2	0	0%	0%
3	0	0%	0%
4	0	0%	0%
5	0	0%	0%
6	0	0%	0%
7	0	0%	0%
8	0	0%	0%
9	0	0%	0%
10	0	0%	0%
11	0	0%	0%
12	0	0%	0%
13	0	0%	0%
14	0	0%	0%
15	0	0%	0%
16	0	0%	0%




Color Vector Graphic




Color Distortion Graphic



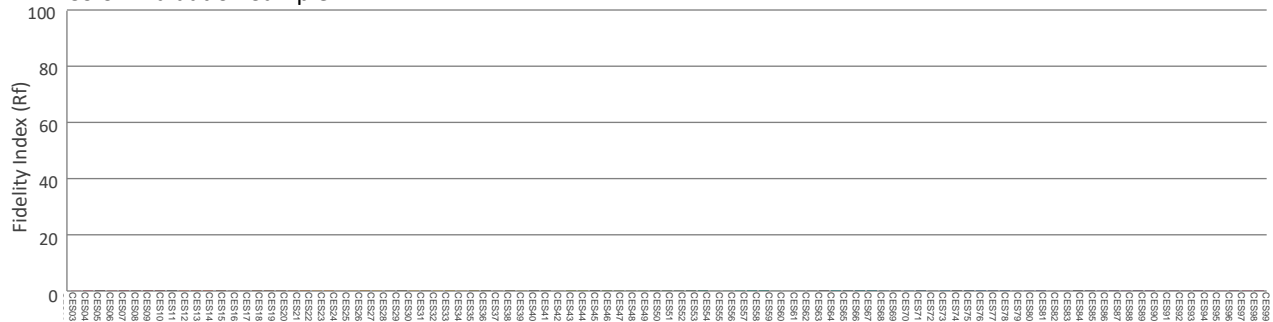
R<sub>f</sub> by Hue



Local Chroma Shift by Hue



Color Evaluation Sample



# Photometric & Chromaticity Report

COLORado PXL Curve 12: Full Flood - Single Pixel - Green Only - Calibration On

## Report Summary

### Measurements

Fixture Output: 172 lm  
Fixture Peak: 849 cd  
Fixture Efficacy: n/a lm/W  
Intensity @ 5m: 34 lux  
Color Temperature: 0 K  
CRI: 0.0      CRI R9 Value: 0.0  
CQS: 0.0  
TLCI: n/a  
TM-30 Rf: 0.0  
TM-30 Rg: 0.0  
Beam Angle (50%): 27°  
Field Angle (10%): 31.5°  
Cutoff Angle (3%): 33.1°

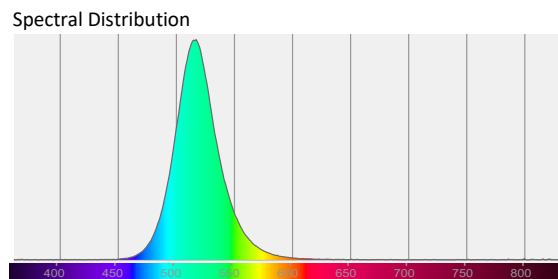
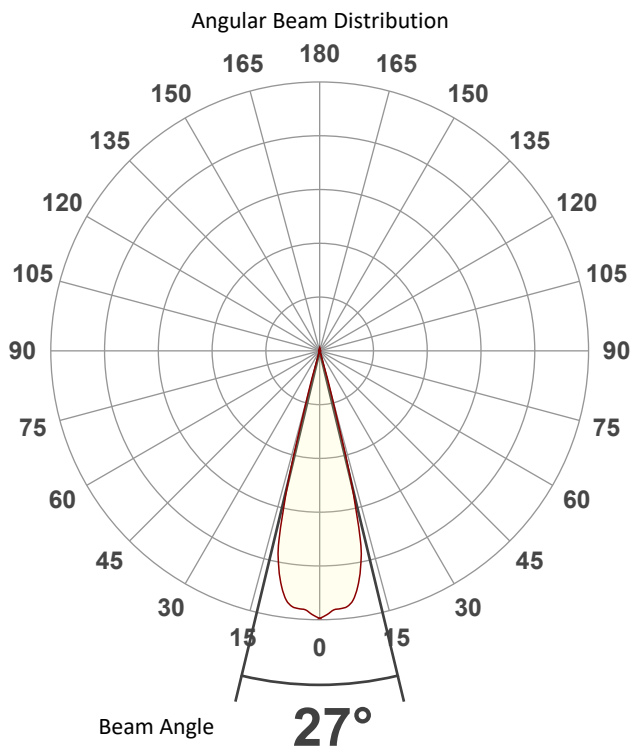


### Conditions

AC Supply: 119 V, 60.1 Hz  
Power: n/a W  
Current: 0.000 A  
Power Factor: n/a

This data sheet conforms to American National Standard E1.9 – 2007 (R2017). All data was measured and calculated by a Viso Systems LabSpion Goniometer at the Chauvet PD Optics Laboratory in Sunrise, FL on 4/28/2023 to LM-63-2002 Standards.

## Overall Measurement



Tested Color (CIE 1931):

X: 0.144

Y: 0.681



Light Quality

CRI: 0.0

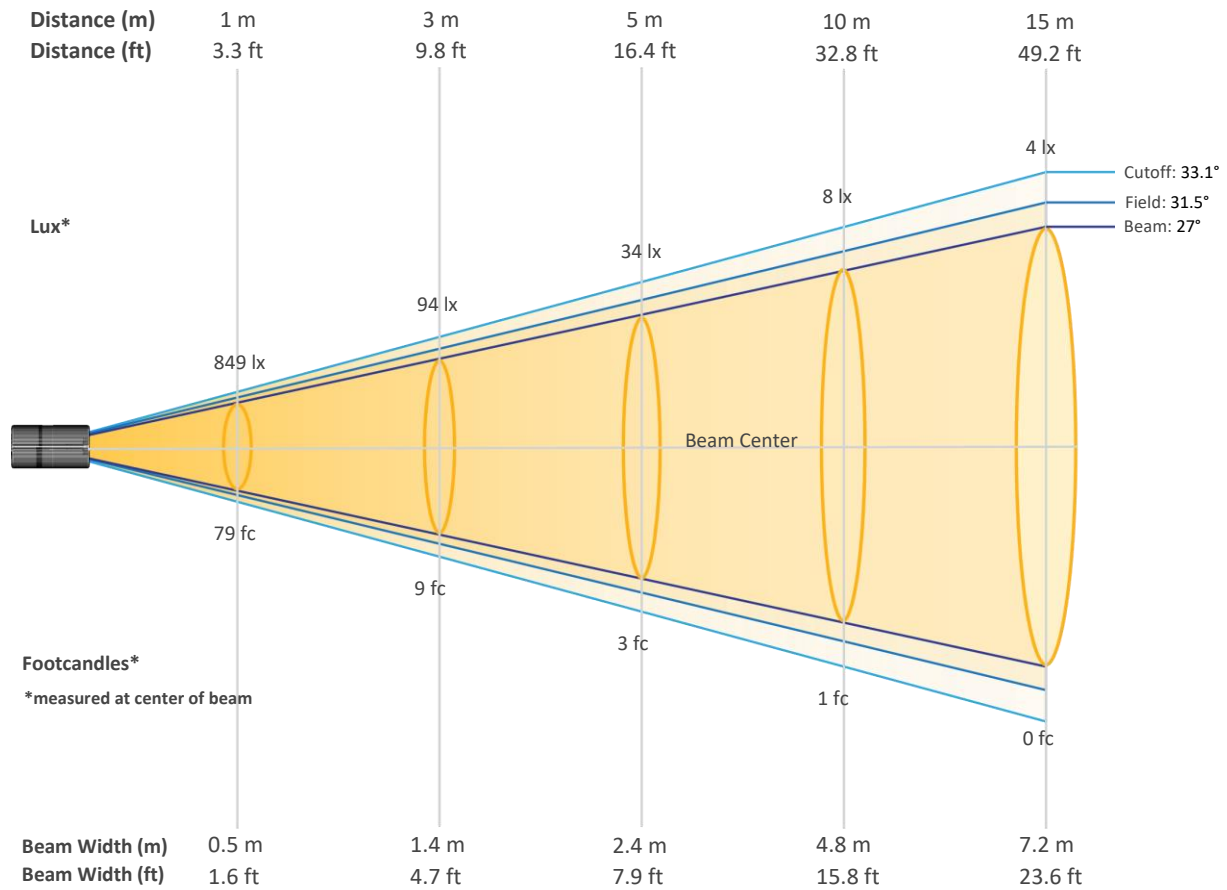
Color Temperature

0 K

# Photometric & Chromaticity Report

COLORado PXL Curve 12: Full Flood - Single Pixel - Green Only - Calibration On

## Beam Details



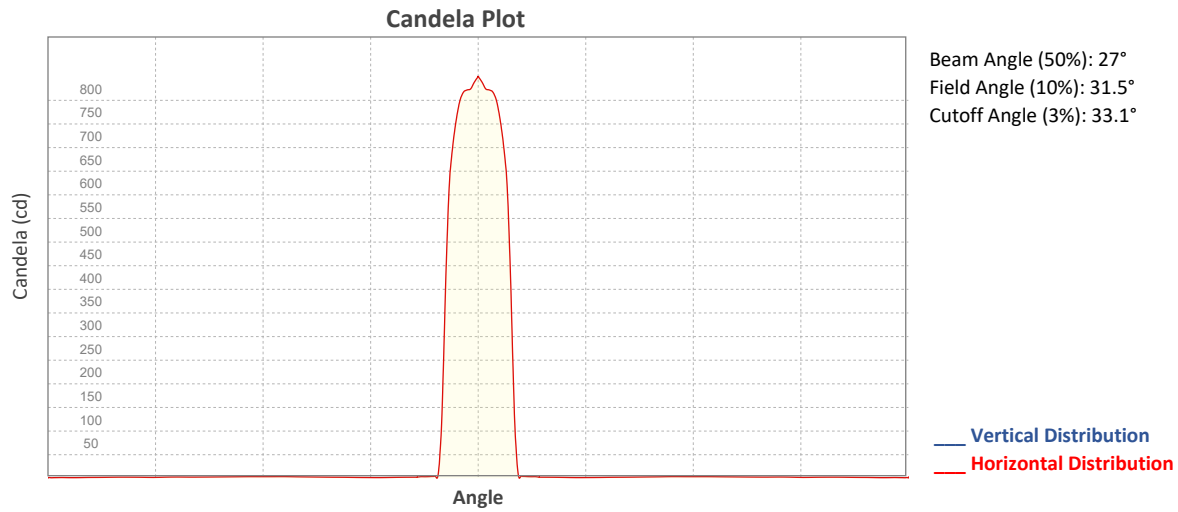
### Beam Intensities from 1-20m (3.3-65.6ft)

Distance	1m	2m	3m	4m	5m	6m	7m	8m	9m	10m
Lux	849	212	94	53	34	24	17	13	10	8
Distance	11m	12m	13m	14m	15m	16m	17m	18m	19m	20m
Lux	7	6	5	4	4	3	3	3	2	2
Distance	3.3ft	6.6ft	9.8ft	13.1ft	16.4ft	19.7ft	23ft	26.2ft	29.5ft	32.8ft
FC	79	20	9	5	3	2	2	1	1	1
Distance	36.1ft	39.4ft	42.7ft	45.9ft	49.2ft	52.5ft	55.8ft	59.1ft	62.3ft	65.6ft
FC	1	1	0	0	0	0	0	0	0	0



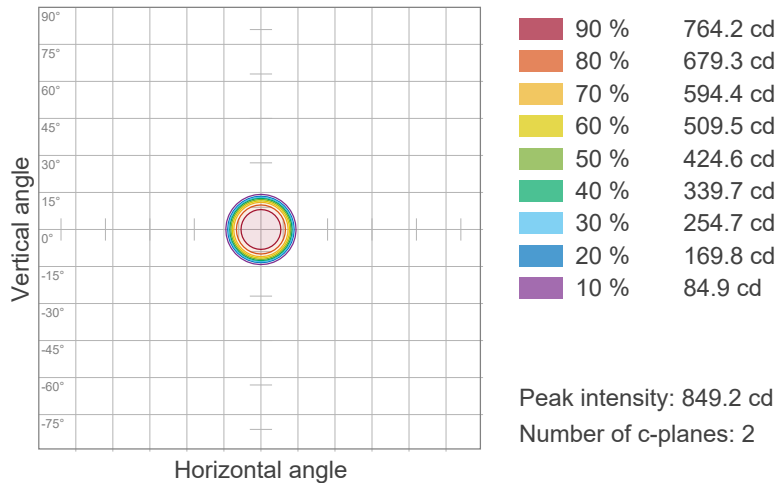
# Photometric & Chromaticity Report

COLORado PXL Curve 12: Full Flood - Single Pixel - Green Only - Calibration On

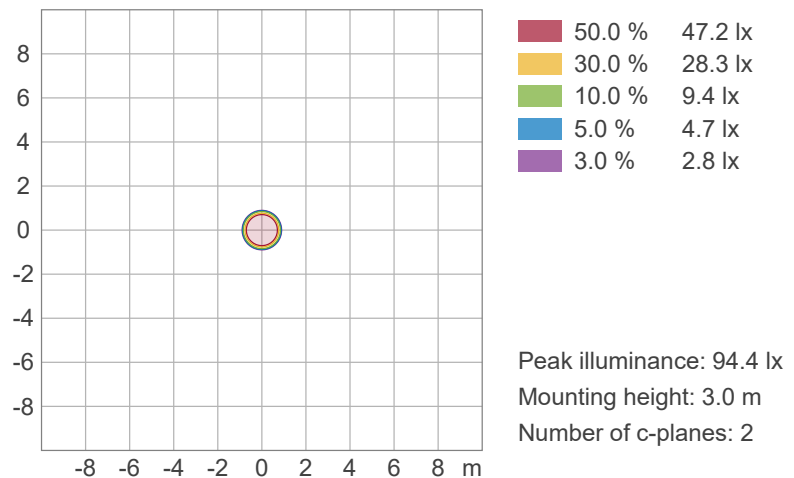


## ISO Diagrams

ISO Candela Diagram



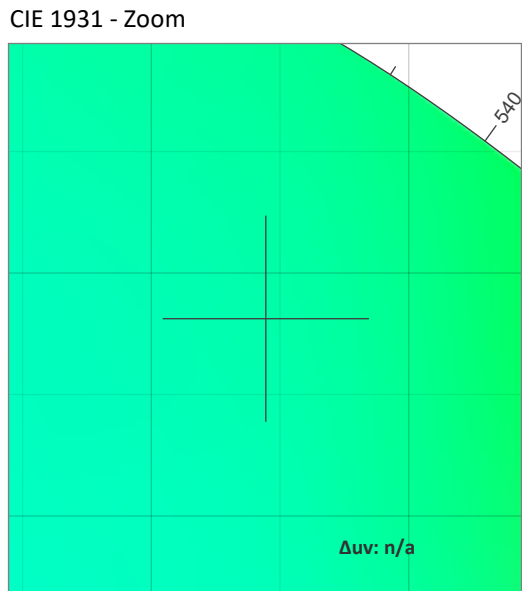
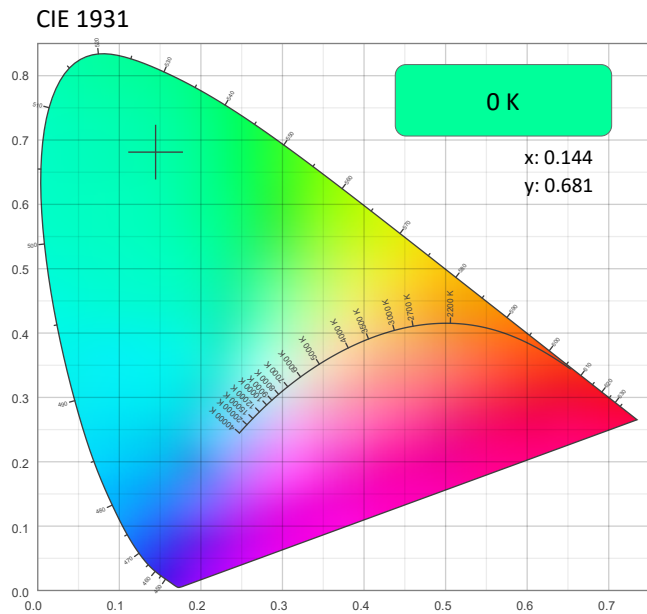
ISO Lux Diagram



# Photometric & Chromaticity Report

COLORado PXL Curve 12: Full Flood - Single Pixel - Green Only - Calibration On

## Chromaticity



CRI: 0.0 (R1-R8)

0	0	0	0	0	0	0	0	0	0	0	0	0	0	0
R1	R2	R3	R4	R5	R6	R7	R8	R9	R10	R11	R12	R13	R14	R15

CQS: 0.0

0	0	0	0	0	0	0	0	0	0	0	0	0	0	0
Q1	Q2	Q3	Q4	Q5	Q6	Q7	Q8	Q9	Q10	Q11	Q12	Q13	Q14	Q15

Color Parameters

Color Temperature	Color Coordinate CIE 1931	Color Coordinate CIE 1931
CCT	x	y
0 K	0.144	0.681

Color Deviation from Black Body Curve	Color Coordinate CIE 1964	Color Coordinate CIE 1964
Δuv	y	u
n/a	0.681	0.053

Color Rendering Index	Red Component	Color Quality Scale
CRI	CRI - R9	CQS
0.0	0.0	0.0

Television Lighting Consistency Index	Color Fidelity	Color Gamut
TLCI	TM30 - Rf	TM30 Rg
n/a	0.0	0.0



# Photometric & Chromaticity Report

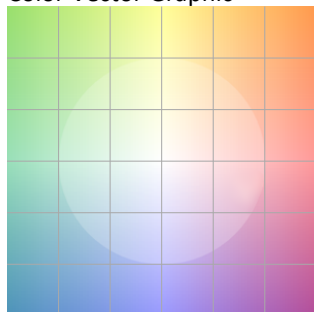
COLORado PXL Curve 12: Full Flood - Single Pixel - Green Only - Calibration On

## TM-30 Details


**Rf 0.0**  
Fidelity Index  
(Rg)

**Rg 0.0**  
Gammut Index (Rg)

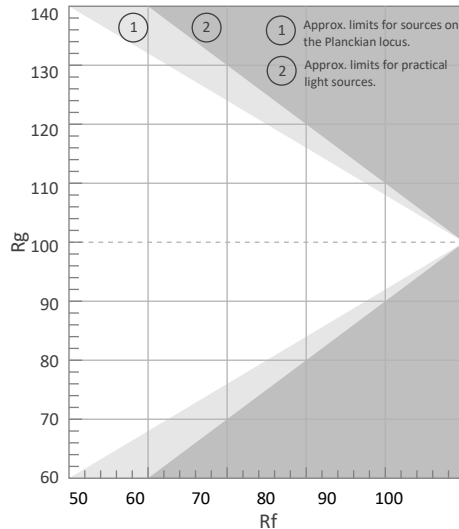
Color Vector Graphic



Color Distortion Graphic




Hue Bin	R <sub>f</sub>	Graphic shifts (%)	
		Chroma	Hue
1	0	0%	0%
2	0	0%	0%
3	0	0%	0%
4	0	0%	0%
5	0	0%	0%
6	0	0%	0%
7	0	0%	0%
8	0	0%	0%
9	0	0%	0%
10	0	0%	0%
11	0	0%	0%
12	0	0%	0%
13	0	0%	0%
14	0	0%	0%
15	0	0%	0%
16	0	0%	0%



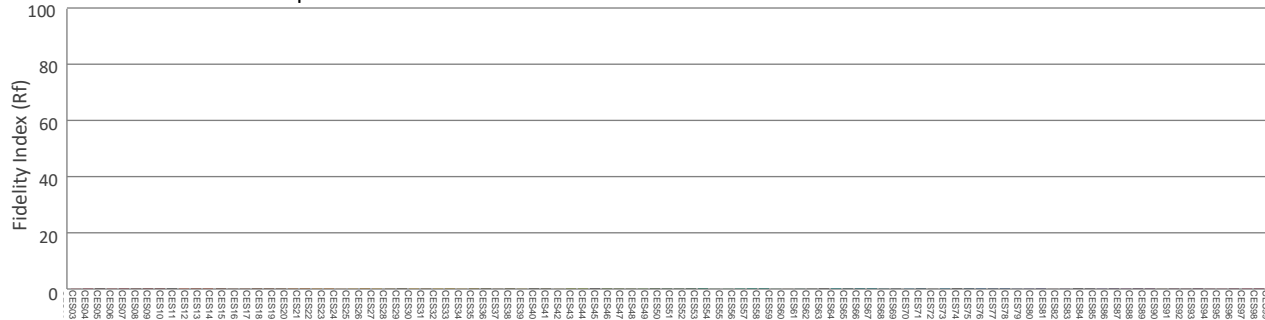
R<sub>f</sub> by Hue



Local Chroma Shift by Hue



Color Evaluation Sample



# Photometric & Chromaticity Report

COLORado PXL Curve 12: Full Flood - Single Pixel - Green Only - Calibration Off

## Report Summary

### Measurements

Fixture Output: 162 lm  
Fixture Peak: 847 cd  
Fixture Efficacy: n/a lm/W  
Intensity @ 5m: 34 lux  
Color Temperature: 0 K  
CRI: 0.0      CRI R9 Value: 0.0  
CQS: 0.0  
TLCI: n/a  
TM-30 Rf: 0.0  
TM-30 Rg: 0.0  
Beam Angle (50%): 27.1°  
Field Angle (10%): 31.4°  
Cutoff Angle (3%): 32.8°

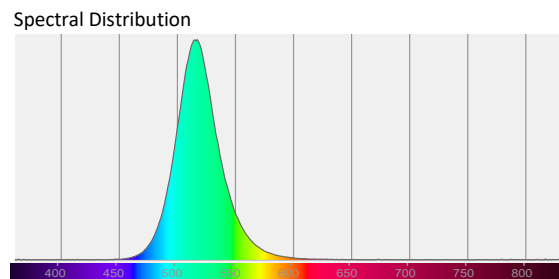
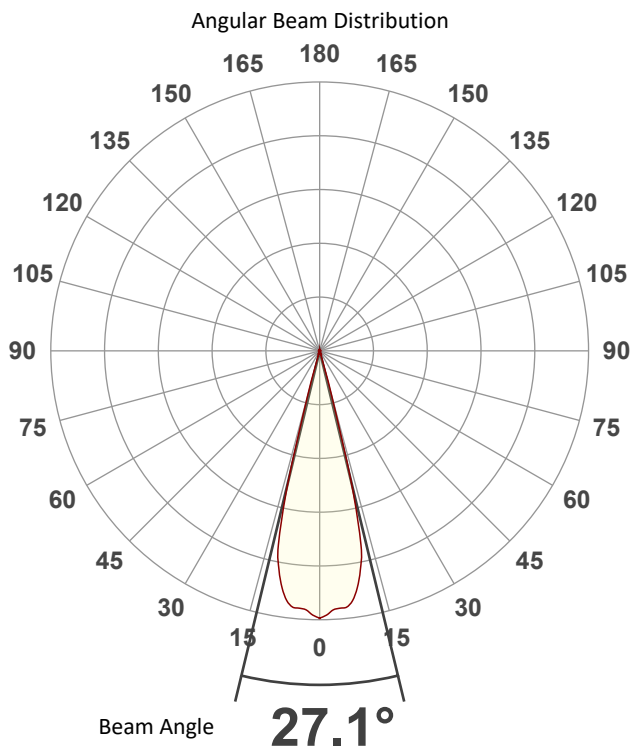


### Conditions

AC Supply: 119 V, 60.1 Hz  
Power: n/a W  
Current: 0.000 A  
Power Factor: n/a

This data sheet conforms to American National Standard E1.9 – 2007 (R2017). All data was measured and calculated by a Viso Systems LabSpion Goniometer at the Chauvet PD Optics Laboratory in Sunrise, FL on 4/28/2023 to LM-63-2002 Standards.

## Overall Measurement



Tested Color (CIE 1931):

X: 0.144

Y: 0.682



Light Quality

CRI: 0.0

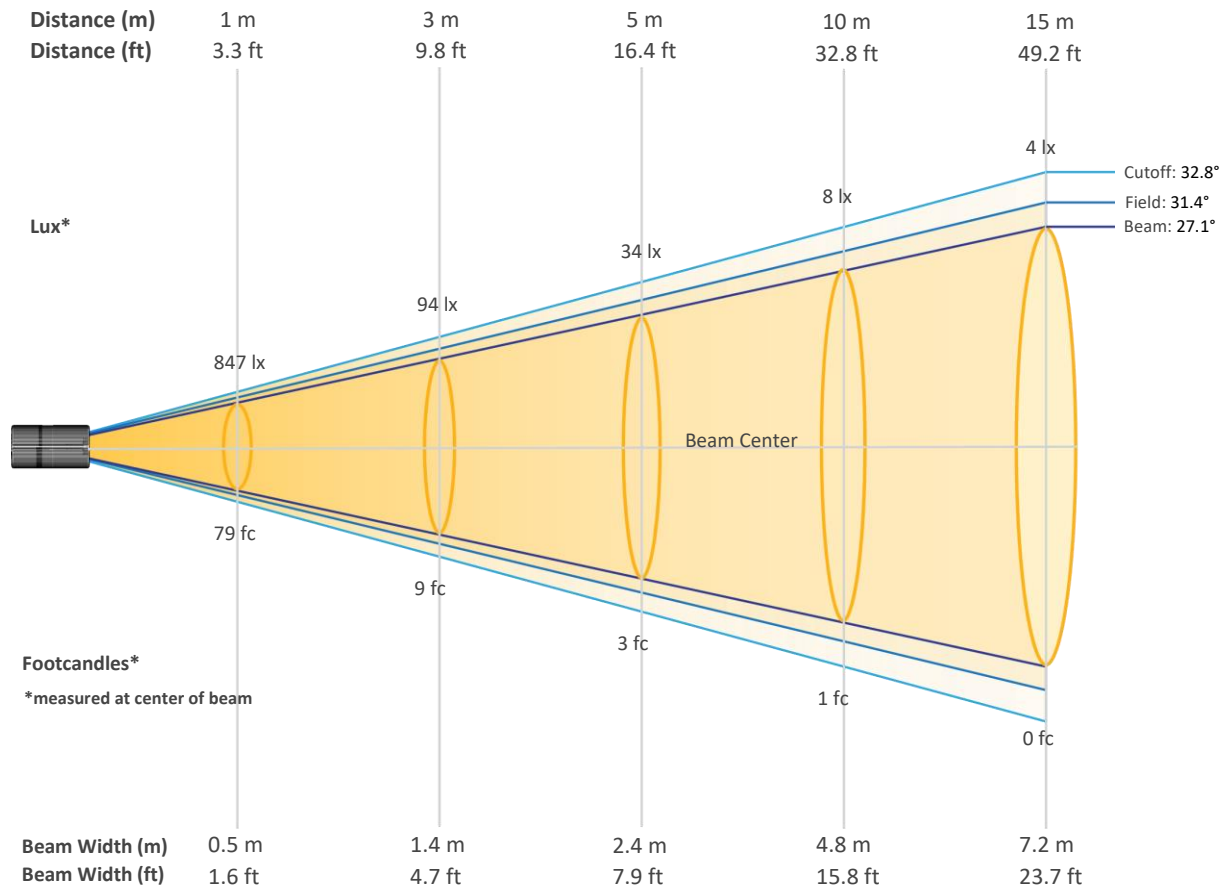
Color Temperature

0 K

# Photometric & Chromaticity Report

COLORado PXL Curve 12: Full Flood - Single Pixel - Green Only - Calibration Off

## Beam Details

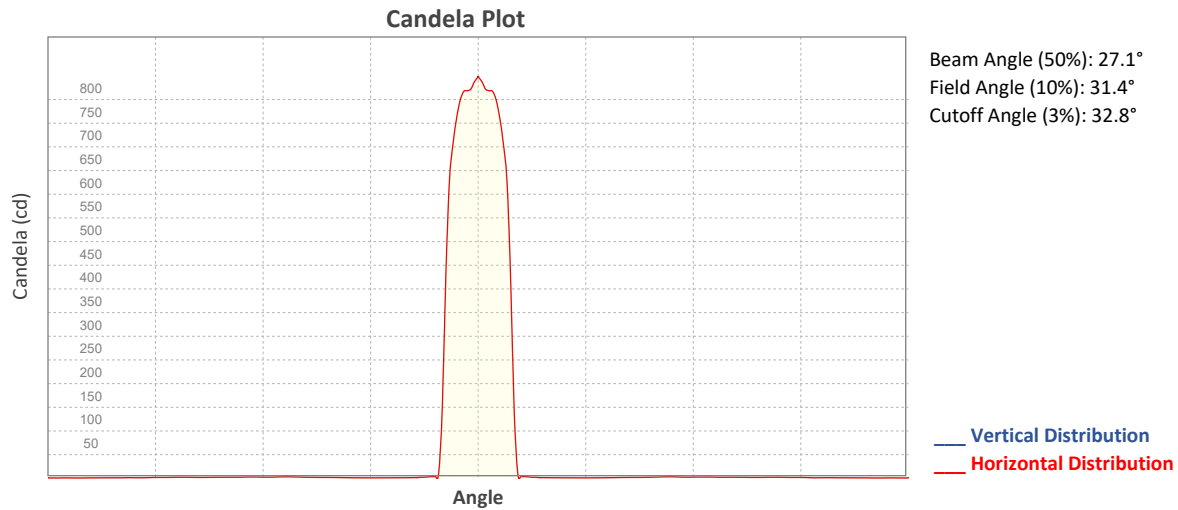


### Beam Intensities from 1-20m (3.3-65.6ft)

Distance	1m	2m	3m	4m	5m	6m	7m	8m	9m	10m
Lux	847	212	94	53	34	24	17	13	10	8
Distance	11m	12m	13m	14m	15m	16m	17m	18m	19m	20m
Lux	7	6	5	4	4	3	3	3	2	2
Distance	3.3ft	6.6ft	9.8ft	13.1ft	16.4ft	19.7ft	23ft	26.2ft	29.5ft	32.8ft
FC	79	20	9	5	3	2	2	1	1	1
Distance	36.1ft	39.4ft	42.7ft	45.9ft	49.2ft	52.5ft	55.8ft	59.1ft	62.3ft	65.6ft
FC	1	1	0	0	0	0	0	0	0	0

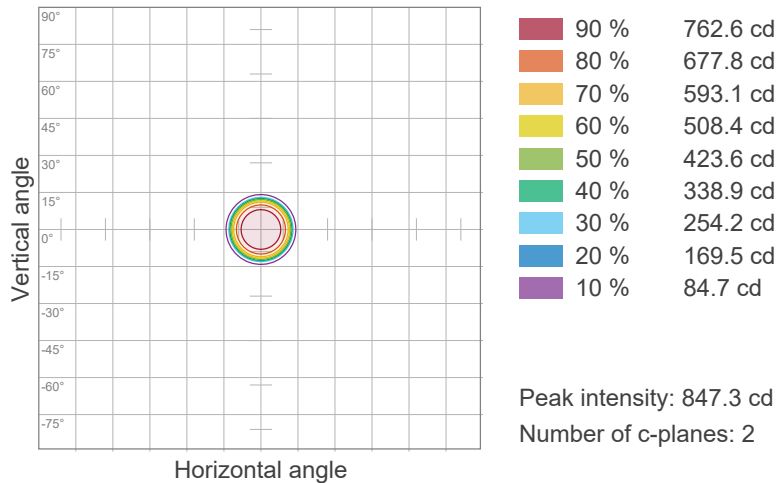
# Photometric & Chromaticity Report

COLORado PXL Curve 12: Full Flood - Single Pixel - Green Only - Calibration Off

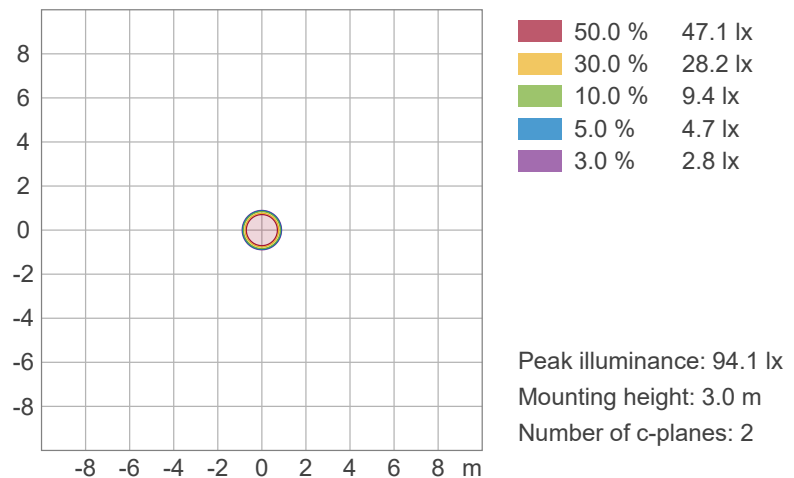


## ISO Diagrams

ISO Candela Diagram



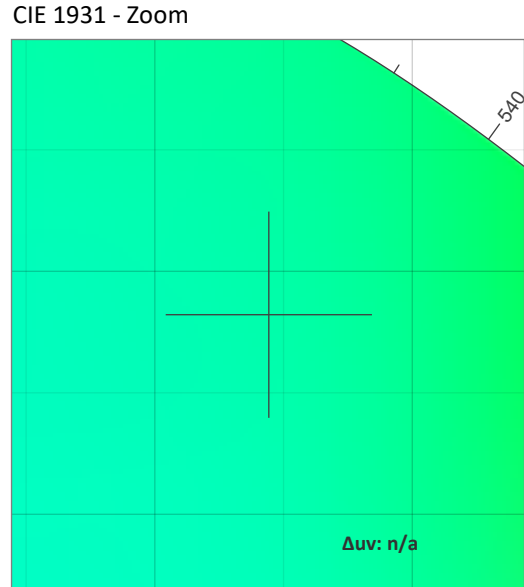
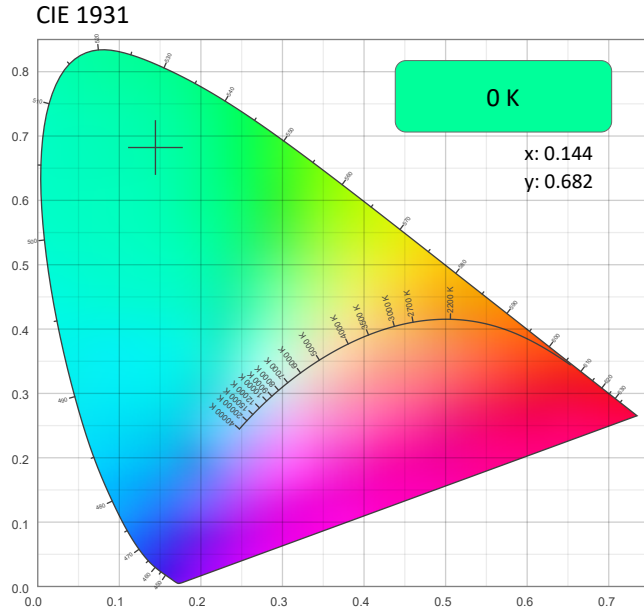
ISO Lux Diagram



# Photometric & Chromaticity Report

COLORado PXL Curve 12: Full Flood - Single Pixel - Green Only - Calibration Off

## Chromaticity



CRI: 0.0 (R1-R8)

0	0	0	0	0	0	0	0	0	0	0	0	0	0	0
R1	R2	R3	R4	R5	R6	R7	R8	R9	R10	R11	R12	R13	R14	R15

CQS: 0.0

0	0	0	0	0	0	0	0	0	0	0	0	0	0	0
Q1	Q2	Q3	Q4	Q5	Q6	Q7	Q8	Q9	Q10	Q11	Q12	Q13	Q14	Q15

Color Parameters

Color Temperature	Color Coordinate CIE 1931	Color Coordinate CIE 1931
CCT	x	y
0 K	0.144	0.682

Color Deviation from Black Body Curve	Color Coordinate CIE 1964	Color Coordinate CIE 1964
Δuv	y	u
n/a	0.682	0.053

Color Rendering Index	Red Component	Color Quality Scale
CRI	CRI - R9	CQS
0.0	0.0	0.0

Television Lighting Consistency Index	Color Fidelity	Color Gamut
TLCI	TM30 - Rf	TM30 Rg
n/a	0.0	0.0

# Photometric & Chromaticity Report

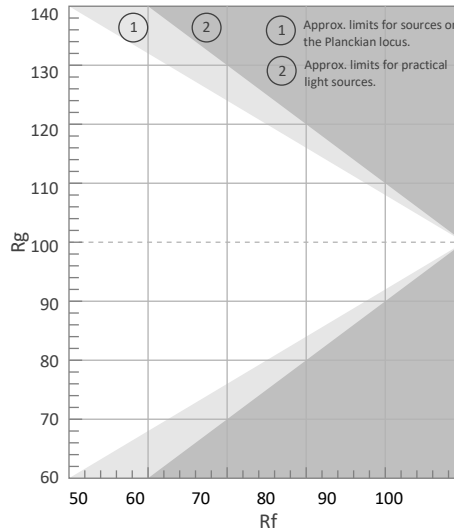
COLORado PXL Curve 12: Full Flood - Single Pixel - Green Only - Calibration Off

## TM-30 Details

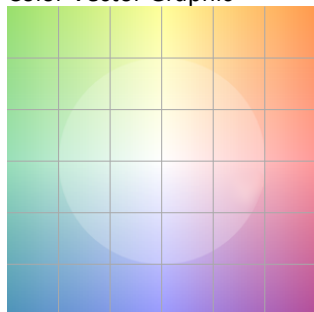
**Rf 0.0**  
Fidelity Index (Rg)

**Rg 0.0**  
Gammut Index (Rg)


Hue Bin	R <sub>f</sub>	Graphic shifts (%)	
		Chroma	Hue
1	0	0%	0%
2	0	0%	0%
3	0	0%	0%
4	0	0%	0%
5	0	0%	0%
6	0	0%	0%
7	0	0%	0%
8	0	0%	0%
9	0	0%	0%
10	0	0%	0%
11	0	0%	0%
12	0	0%	0%
13	0	0%	0%
14	0	0%	0%
15	0	0%	0%
16	0	0%	0%



Color Vector Graphic



Color Distortion Graphic



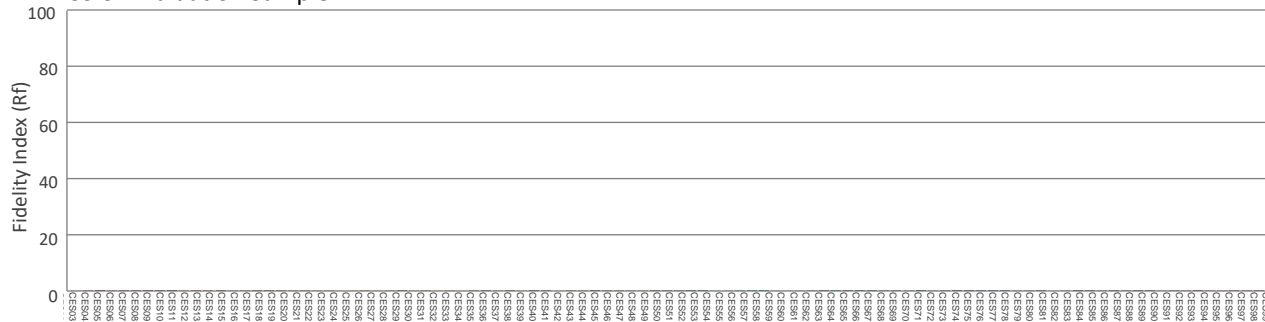
R<sub>f</sub> by Hue



Local Chroma Shift by Hue



Color Evaluation Sample





# Photometric & Chromaticity Report

COLORado PXL Curve 12: Full Flood - Single Pixel - Blue Only - Calibration On

## Report Summary

### Measurements

Fixture Output: 67.6 lm  
Fixture Peak: 285 cd  
Fixture Efficacy: n/a lm/W  
Intensity @ 5m: 11 lux  
Color Temperature: 0 K  
CRI: 0.0      CRI R9 Value: 0.0  
CQS: 0.0  
TLCI: n/a  
TM-30 Rf: 0.0  
TM-30 Rg: 0.0  
Beam Angle (50%): 26.4°  
Field Angle (10%): 31.6°  
Cutoff Angle (3%): 35.8°

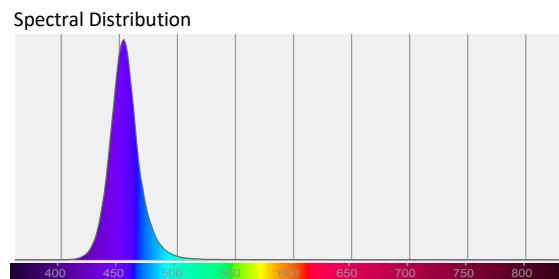
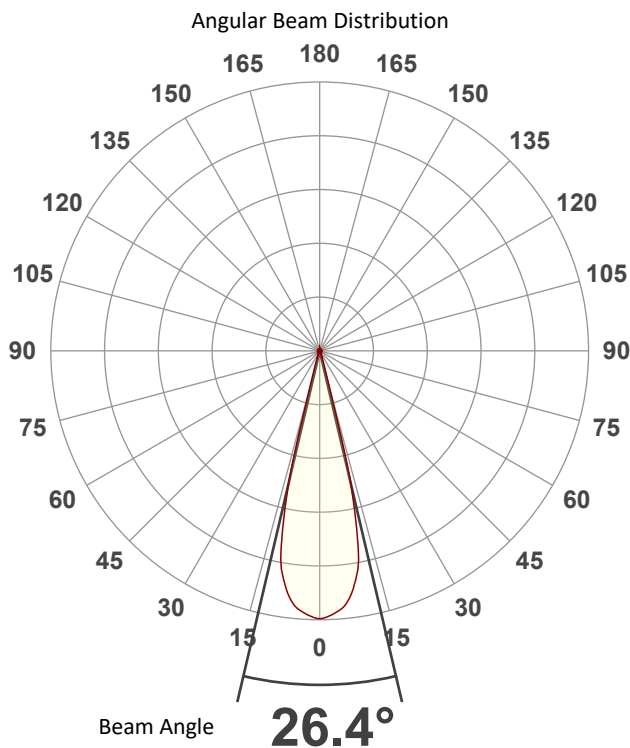


### Conditions

AC Supply: 119 V, 60 Hz  
Power: n/a W  
Current: 0.000 A  
Power Factor: n/a

This data sheet conforms to American National Standard E1.9 – 2007 (R2017). All data was measured and calculated by a Viso Systems LabSpion Goniometer at the Chauvet PD Optics Laboratory in Sunrise, FL on 4/28/2023 to LM-63-2002 Standards.


## Overall Measurement



Tested Color (CIE 1931):

X: 0.150

Y: 0.031



Light Quality

CRI: 0.0

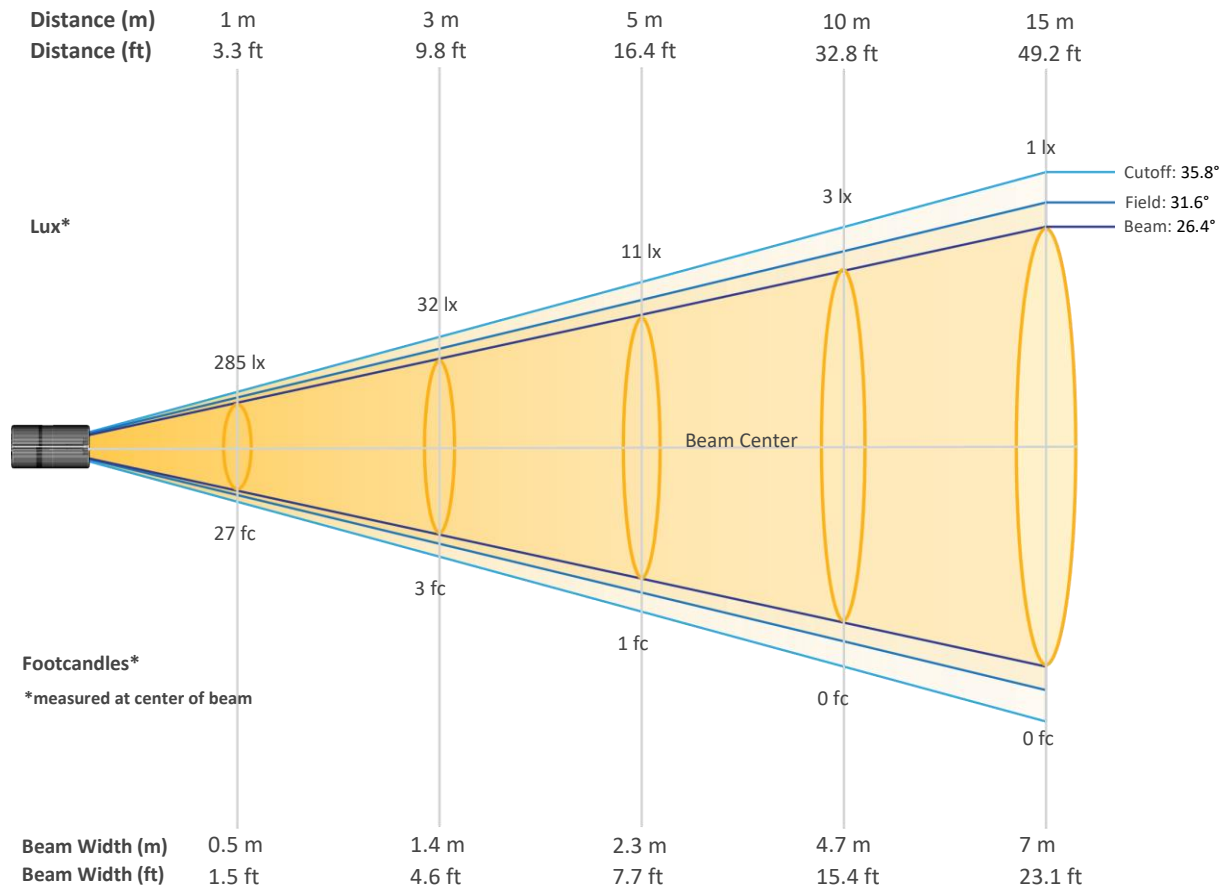
Color Temperature

0 K

# Photometric & Chromaticity Report

COLORado PXL Curve 12: Full Flood - Single Pixel - Blue Only - Calibration On

## Beam Details

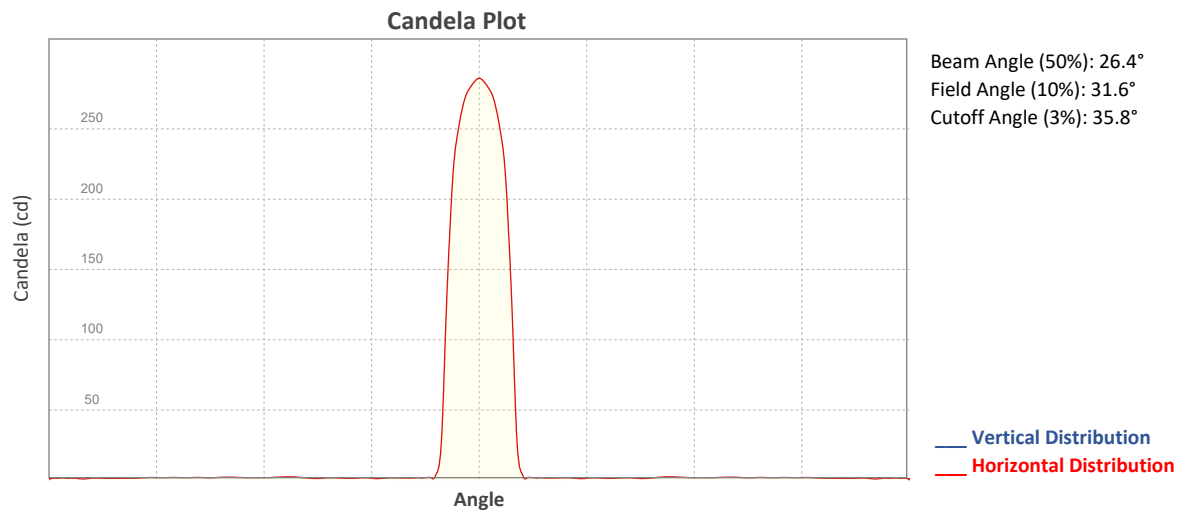


### Beam Intensities from 1-20m (3.3-65.6ft)

Distance	1m	2m	3m	4m	5m	6m	7m	8m	9m	10m
Lux	285	71	32	18	11	8	6	4	4	3
Distance	11m	12m	13m	14m	15m	16m	17m	18m	19m	20m
Lux	2	2	2	1	1	1	1	1	1	1
Distance	3.3ft	6.6ft	9.8ft	13.1ft	16.4ft	19.7ft	23ft	26.2ft	29.5ft	32.8ft
FC	27	7	3	2	1	1	1	0	0	0
Distance	36.1ft	39.4ft	42.7ft	45.9ft	49.2ft	52.5ft	55.8ft	59.1ft	62.3ft	65.6ft
FC	0	0	0	0	0	0	0	0	0	0

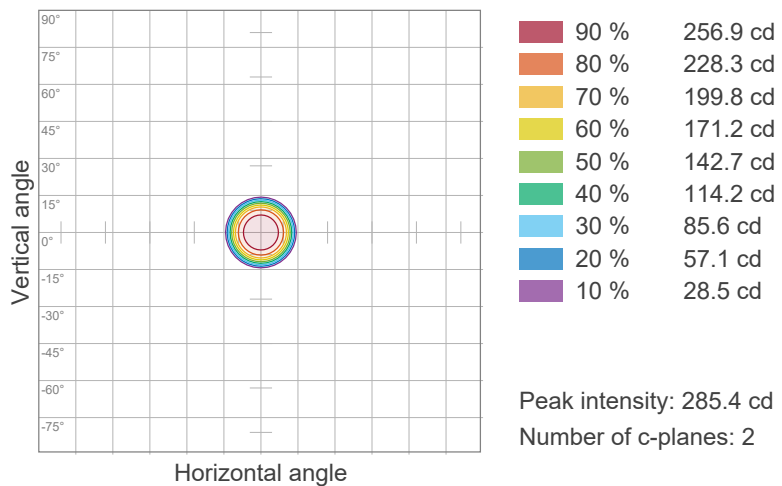
# Photometric & Chromaticity Report

COLORado PXL Curve 12: Full Flood - Single Pixel - Blue Only - Calibration On

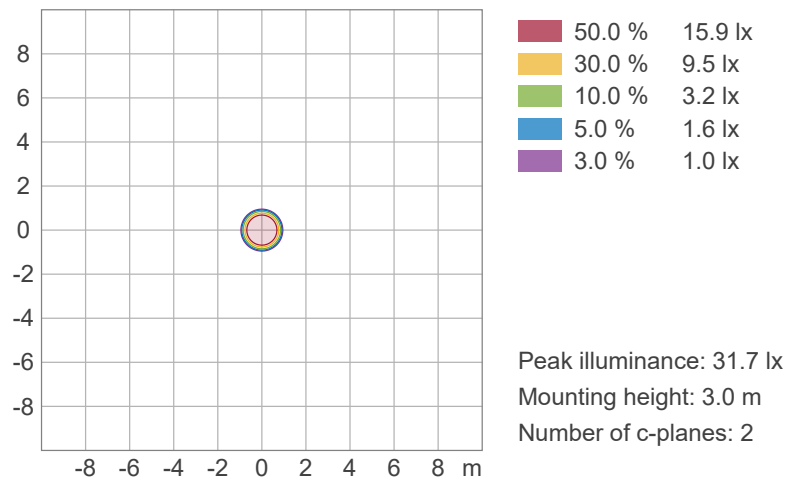


## ISO Diagrams

### ISO Candela Diagram



### ISO Lux Diagram





# Photometric & Chromaticity Report

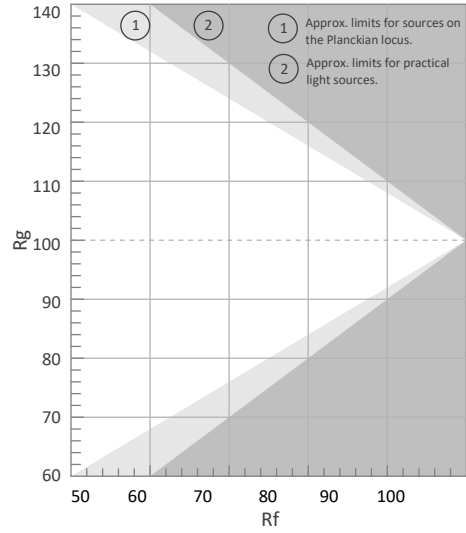
COLORado PXL Curve 12: Full Flood - Single Pixel - Blue Only - Calibration On

## TM-30 Details


**Rf 0.0**  
Fidelity Index (Rg)

**Rg 0.0**  
Gammut Index (Rg)


Hue Bin	R <sub>f</sub>	Graphic shifts (%)	
		Chroma	Hue
1	0	0%	0%
2	0	0%	0%
3	0	0%	0%
4	0	0%	0%
5	0	0%	0%
6	0	0%	0%
7	0	0%	0%
8	0	0%	0%
9	0	0%	0%
10	0	0%	0%
11	0	0%	0%
12	0	0%	0%
13	0	0%	0%
14	0	0%	0%
15	0	0%	0%
16	0	0%	0%




Color Vector Graphic



Color Distortion Graphic



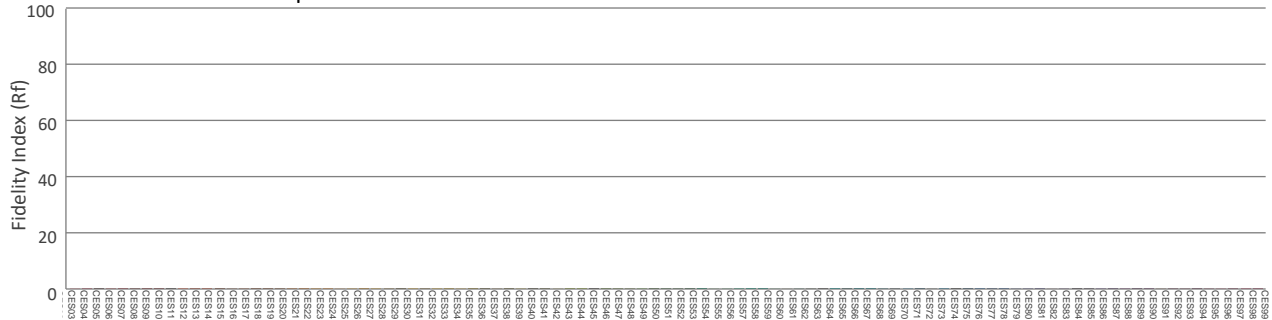
R<sub>f</sub> by Hue



Local Chroma Shift by Hue



Color Evaluation Sample



# Photometric & Chromaticity Report

COLORado PXL Curve 12: Full Flood - Single Pixel - Blue Only - Calibration Off

## Report Summary

### Measurements

Fixture Output: 65.2 lm  
Fixture Peak: 286 cd  
Fixture Efficacy: n/a lm/W  
Intensity @ 5m: 11 lux  
Color Temperature: 0 K  
CRI: 0.0      CRI R9 Value: 0.0  
CQS: 0.0  
TLCI: n/a  
TM-30 Rf: 0.0  
TM-30 Rg: 0.0  
Beam Angle (50%): 26.2°  
Field Angle (10%): 32.1°  
Cutoff Angle (3%): 34.4°

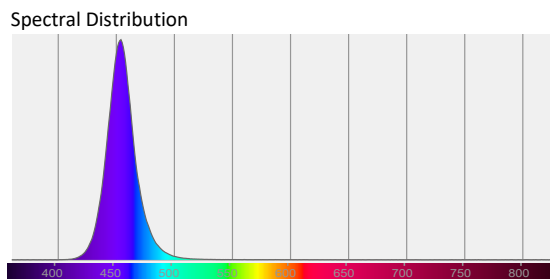
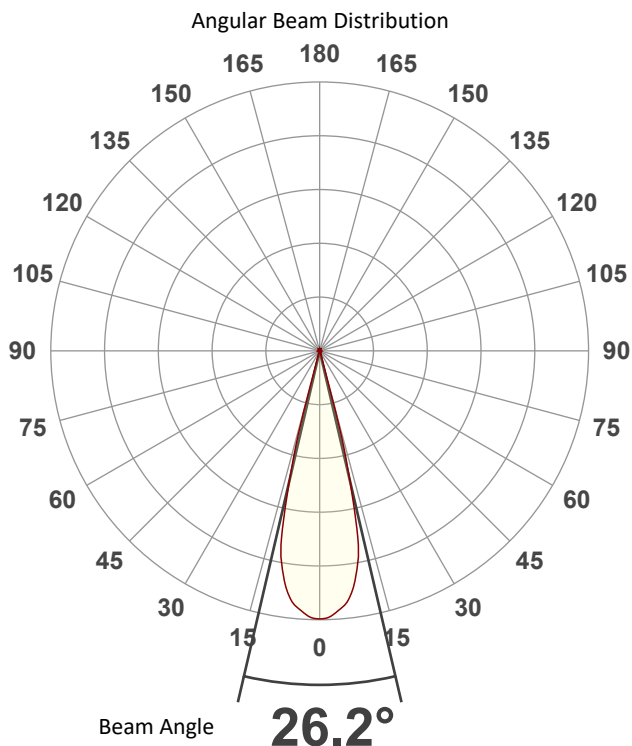


### Conditions

AC Supply: 119 V, 60 Hz  
Power: n/a W  
Current: 0.000 A  
Power Factor: n/a

This data sheet conforms to American National Standard E1.9 – 2007 (R2017). All data was measured and calculated by a Viso Systems LabSpion Goniometer at the Chauvet PD Optics Laboratory in Sunrise, FL on 4/28/2023 to LM-63-2002 Standards.


## Overall Measurement



Tested Color (CIE 1931):

X: 0.150

Y: 0.031



Light Quality

CRI: 0.0

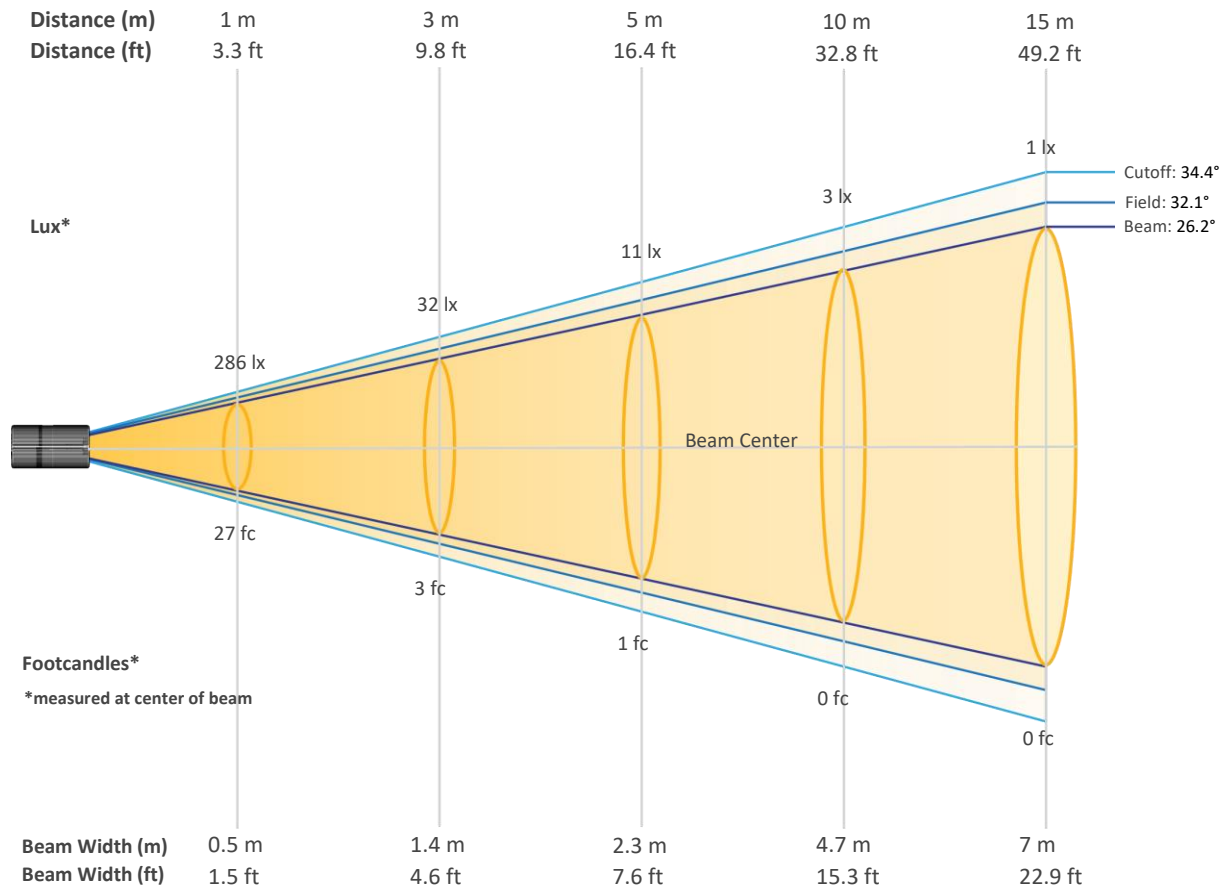
Color Temperature

0 K

# Photometric & Chromaticity Report

COLORado PXL Curve 12: Full Flood - Single Pixel - Blue Only - Calibration Off

## Beam Details

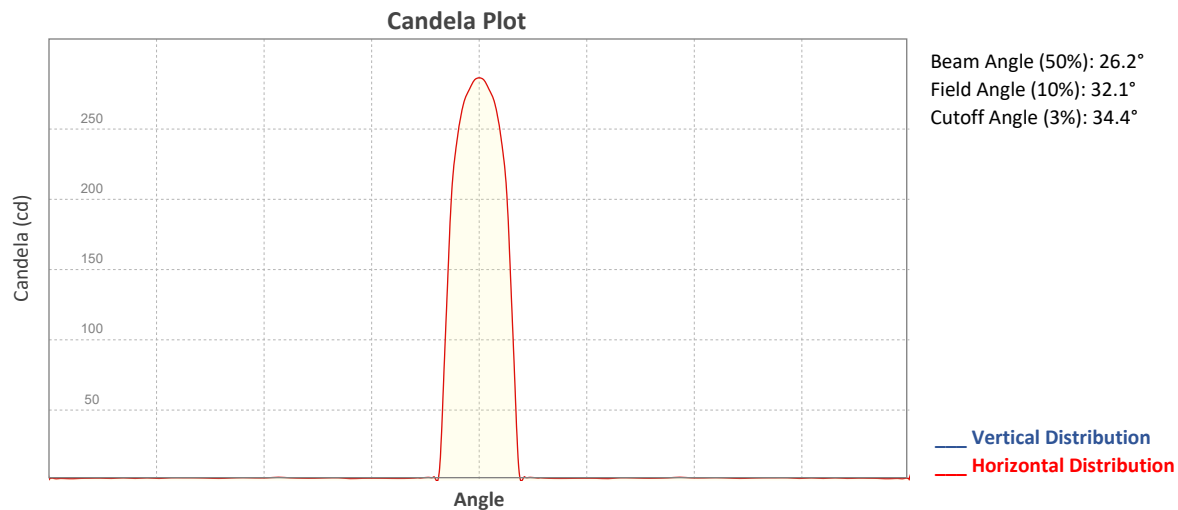


### Beam Intensities from 1-20m (3.3-65.6ft)

Distance	1m	2m	3m	4m	5m	6m	7m	8m	9m	10m
Lux	286	71	32	18	11	8	6	4	4	3
Distance	11m	12m	13m	14m	15m	16m	17m	18m	19m	20m
Lux	2	2	2	1	1	1	1	1	1	1
Distance	3.3ft	6.6ft	9.8ft	13.1ft	16.4ft	19.7ft	23ft	26.2ft	29.5ft	32.8ft
FC	27	7	3	2	1	1	1	0	0	0
Distance	36.1ft	39.4ft	42.7ft	45.9ft	49.2ft	52.5ft	55.8ft	59.1ft	62.3ft	65.6ft
FC	0	0	0	0	0	0	0	0	0	0

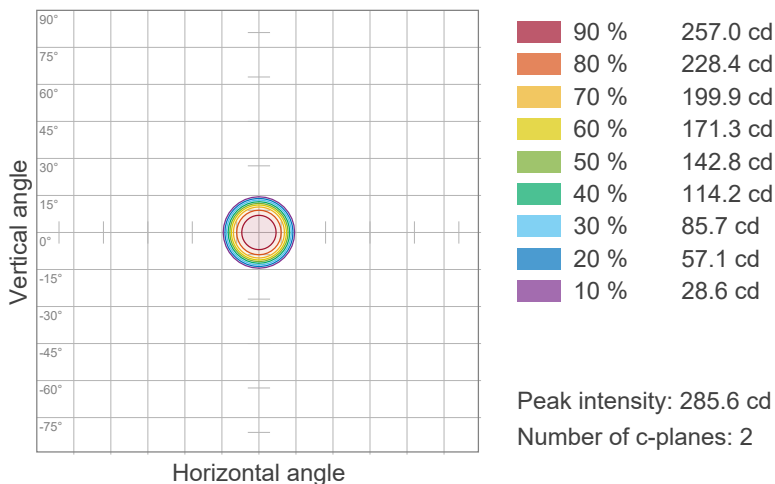
# Photometric & Chromaticity Report

COLORado PXL Curve 12: Full Flood - Single Pixel - Blue Only - Calibration Off

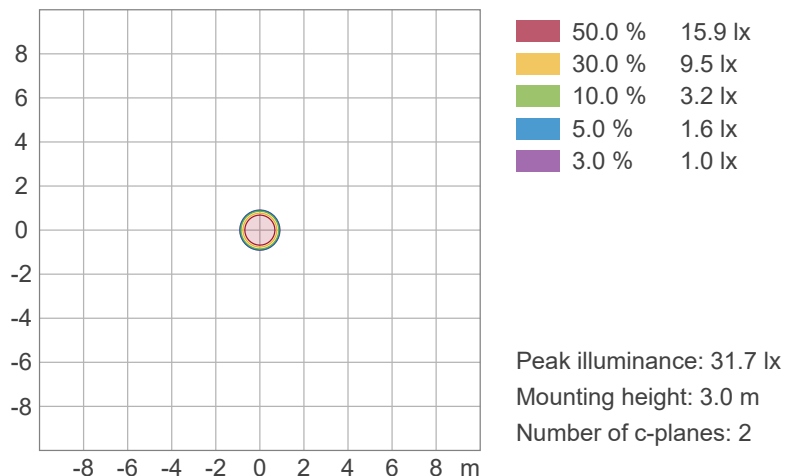


## ISO Diagrams

**ISO Candela Diagram**



**ISO Lux Diagram**







# Photometric & Chromaticity Report

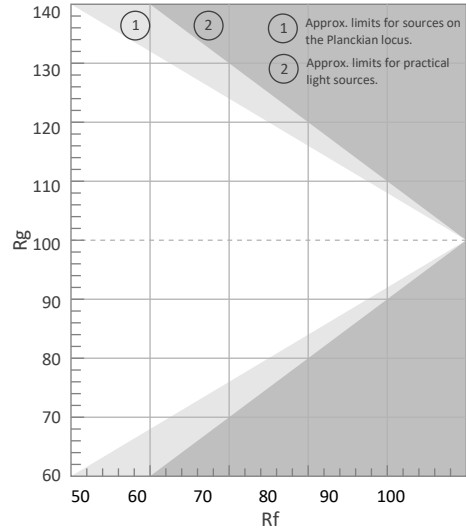
COLORado PXL Curve 12: Full Flood - Single Pixel - Blue Only - Calibration Off

## TM-30 Details


**Rf 0.0**  
Fidelity Index (Rg)

**Rg 0.0**  
Gammut Index (Rg)


Hue Bin	R <sub>f</sub>	Graphic shifts (%)	
		Chroma	Hue
1	0	0%	0%
2	0	0%	0%
3	0	0%	0%
4	0	0%	0%
5	0	0%	0%
6	0	0%	0%
7	0	0%	0%
8	0	0%	0%
9	0	0%	0%
10	0	0%	0%
11	0	0%	0%
12	0	0%	0%
13	0	0%	0%
14	0	0%	0%
15	0	0%	0%
16	0	0%	0%



Color Vector Graphic




Color Distortion Graphic



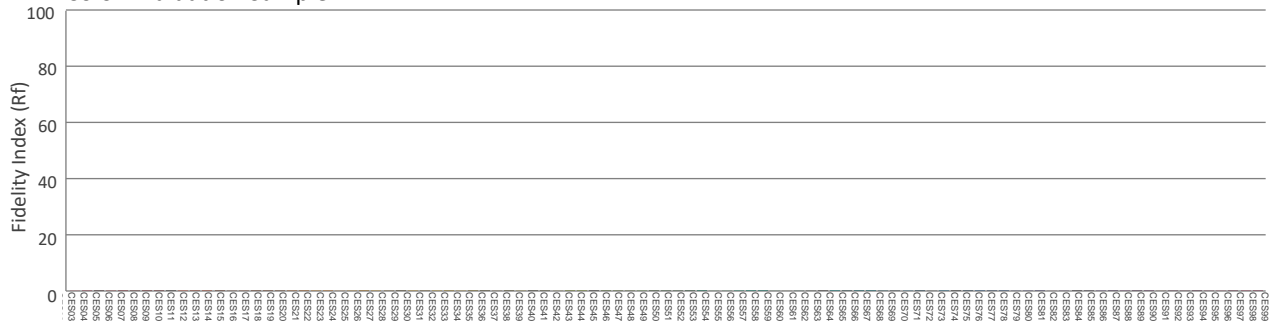
R<sub>f</sub> by Hue



Local Chroma Shift by Hue



Color Evaluation Sample



# Photometric & Chromaticity Report

COLORado PXL Curve 12: Full Flood - Single Pixel - White Only - Calibration On

## Report Summary

### Measurements

Fixture Output: 282 lm  
Fixture Peak: 1323 cd  
Fixture Efficacy: n/a lm/W  
Intensity @ 5m: 52 lux  
Color Temperature: 7586 K  
CRI: 72.8    CRI R9 Value: 0.7  
CQS: 67.1  
TLCI: 46  
TM-30 Rf: 68.6  
TM-30 Rg: 97.3  
Beam Angle (50%): 27.9°  
Field Angle (10%): 31.9°  
Cutoff Angle (3%): 33.6°

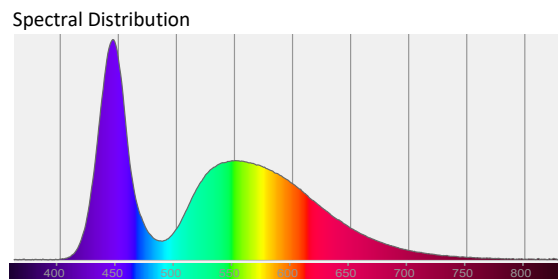
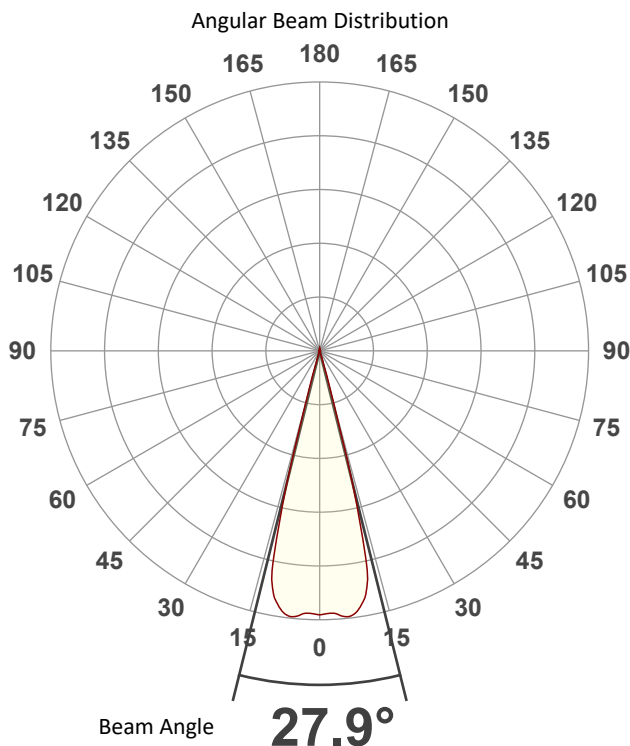


### Conditions

AC Supply: 119 V, 60 Hz  
Power: n/a W  
Current: 0.000 A  
Power Factor: n/a

This data sheet conforms to American National Standard E1.9 – 2007 (R2017). All data was measured and calculated by a Viso Systems LabSpion Goniometer at the Chauvet PD Optics Laboratory in Sunrise, FL on 4/28/2023 to LM-63-2002 Standards.

## Overall Measurement



Tested Color (CIE 1931):  
X: 0.303  
Y: 0.298

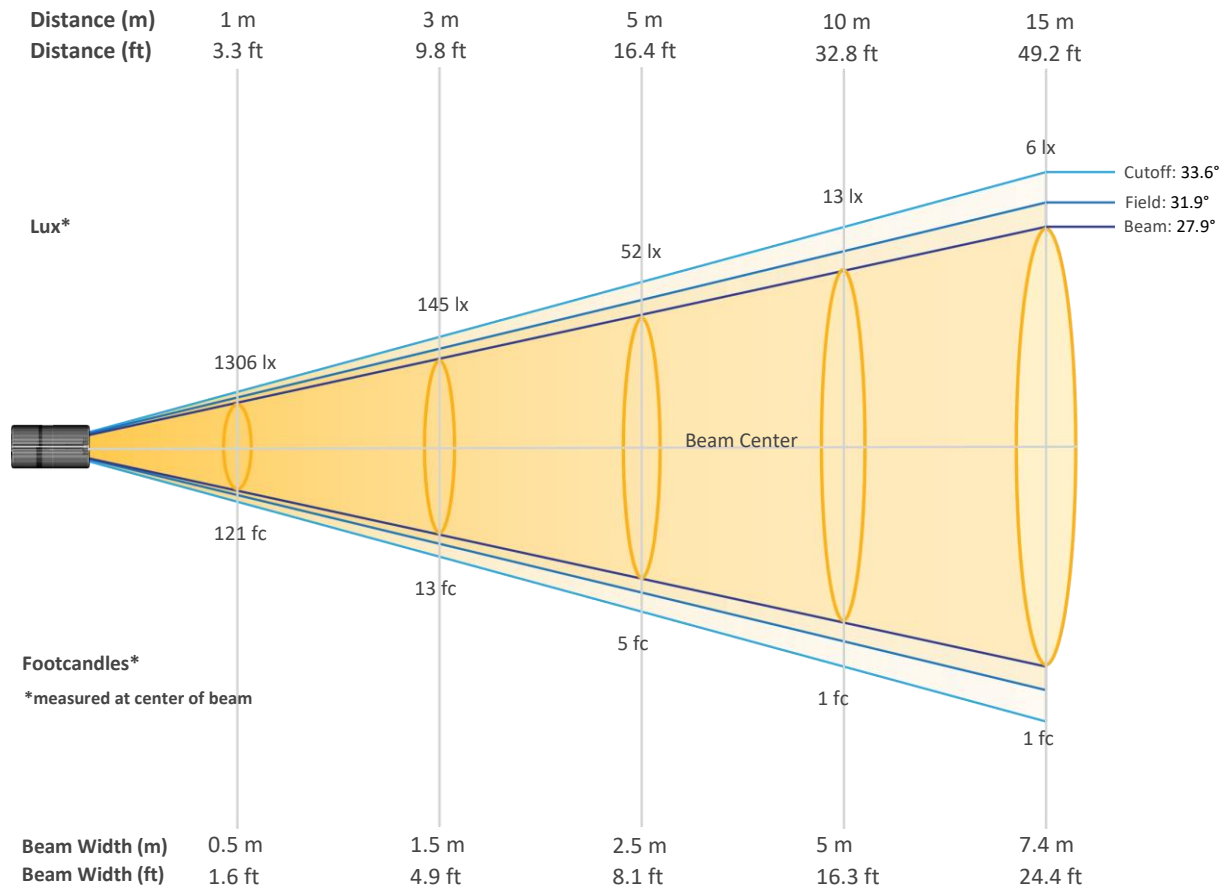
Light Quality  
CRI: 72.8

Color Temperature  
7586 K

# Photometric & Chromaticity Report

COLORado PXL Curve 12: Full Flood - Single Pixel - White Only - Calibration On

## Beam Details

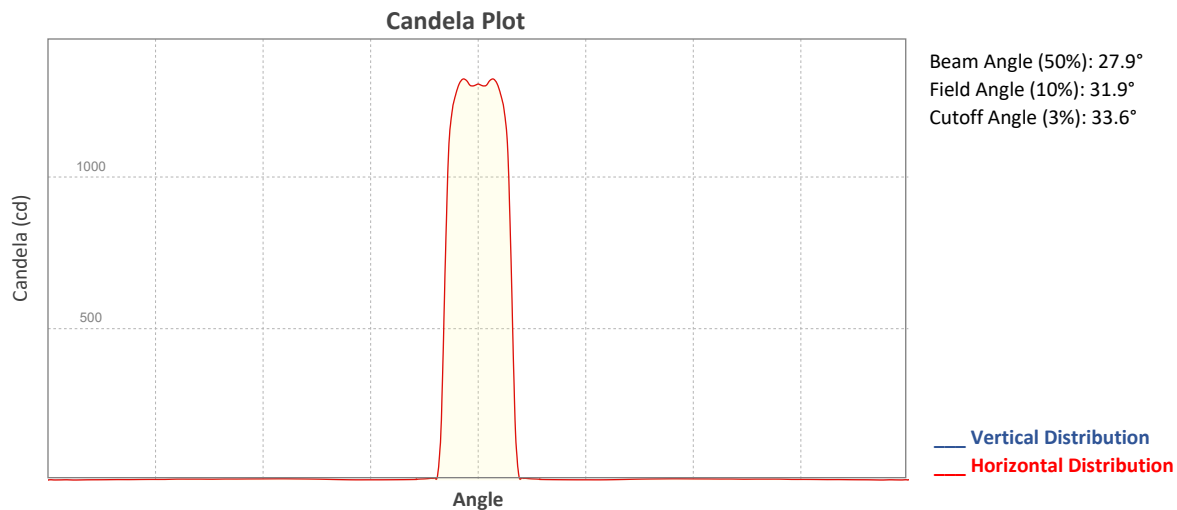


### Beam Intensities from 1-20m (3.3-65.6ft)

Distance	1m	2m	3m	4m	5m	6m	7m	8m	9m	10m
Lux	1306	326	145	82	52	36	27	20	16	13
Distance	11m	12m	13m	14m	15m	16m	17m	18m	19m	20m
Lux	11	9	8	7	6	5	5	4	4	3
Distance	3.3ft	6.6ft	9.8ft	13.1ft	16.4ft	19.7ft	23ft	26.2ft	29.5ft	32.8ft
FC	121	30	13	8	5	3	2	2	1	1
Distance	36.1ft	39.4ft	42.7ft	45.9ft	49.2ft	52.5ft	55.8ft	59.1ft	62.3ft	65.6ft
FC	1	1	1	1	1	0	0	0	0	0

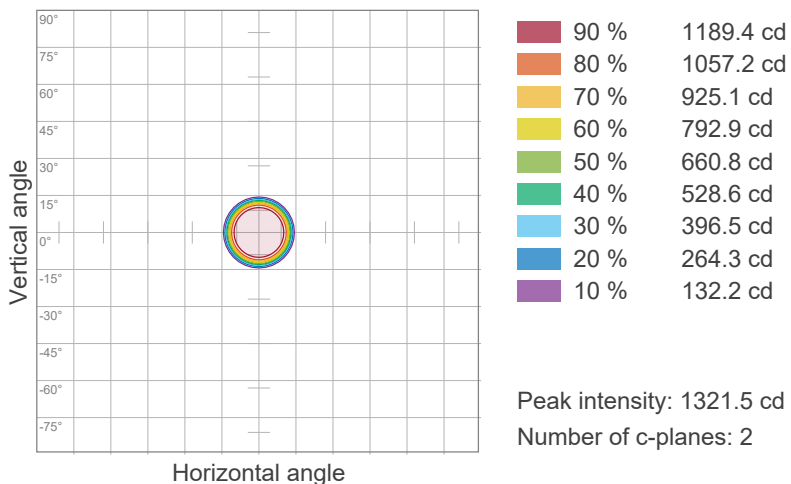
# Photometric & Chromaticity Report

COLORado PXL Curve 12: Full Flood - Single Pixel - White Only - Calibration On

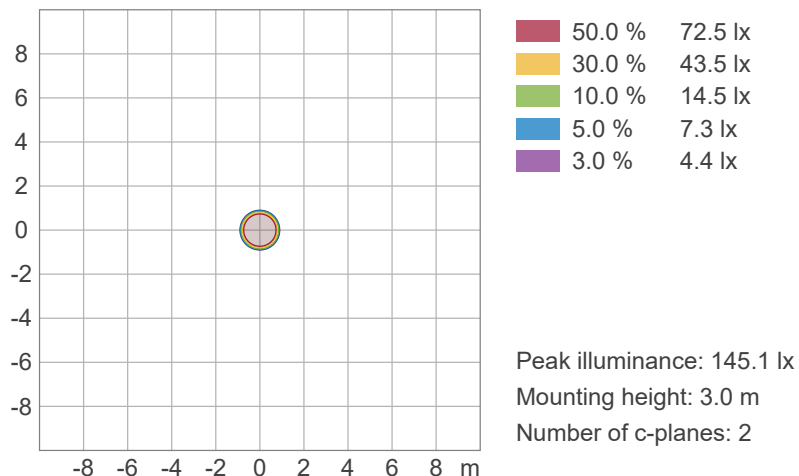


## ISO Diagrams

ISO Candela Diagram



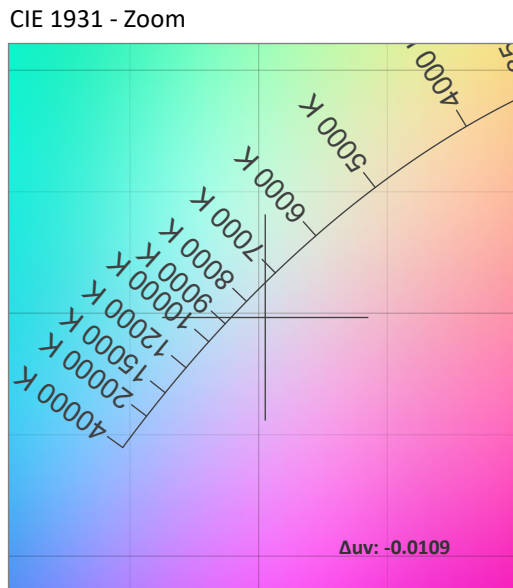
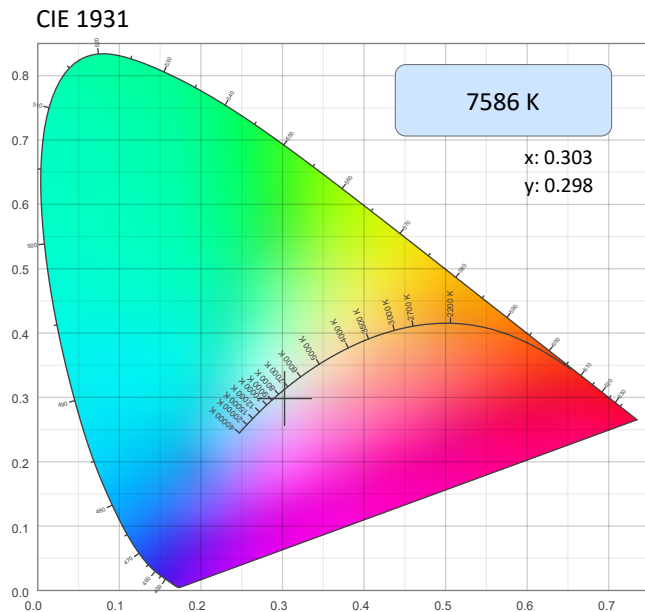
ISO Lux Diagram



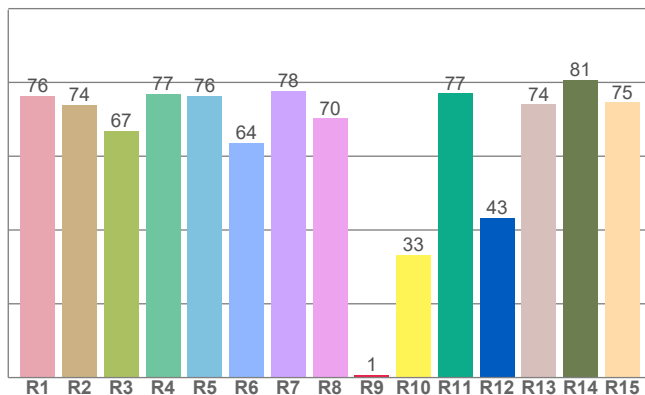
# Photometric & Chromaticity Report

COLORado PXL Curve 12: Full Flood - Single Pixel - White Only - Calibration On

## Chromaticity



CRI: 72.8 (R1-R8)

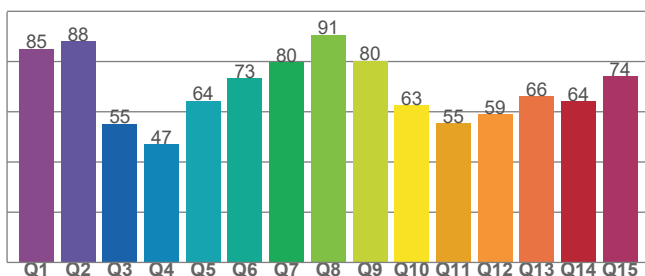


Color Parameters

Color Temperature	Color Coordinate CIE 1931	Color Coordinate CIE 1931
CCT	x	y
7586 K	0.303	0.298

Color Deviation from Black Body Curve	Color Coordinate CIE 1964	Color Coordinate CIE 1964
Δuv	y	u
-0.0109	0.298	0.203

CQS: 67.1



Color Rendering Index	Red Component	Color Quality Scale
CRI	CRI - R9	CQS
72.8	0.7	67.1

Television Lighting Consistency Index	Color Fidelity	Color Gamut
TLCI	TM30 - Rf	TM30 Rg
46	68.6	97.3

# Photometric & Chromaticity Report

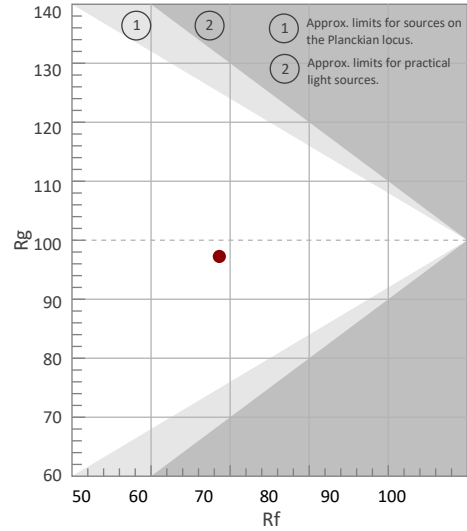
COLORado PXL Curve 12: Full Flood - Single Pixel - White Only - Calibration On

## TM-30 Details

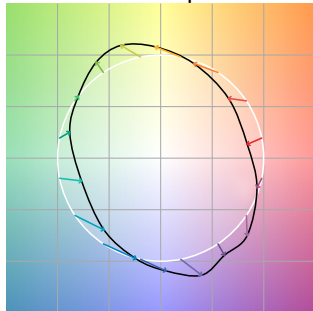
**Rf 68.6**  
Fidelity Index  
(Rg)

**Rg 97.3**  
Gammut Index (Rg)

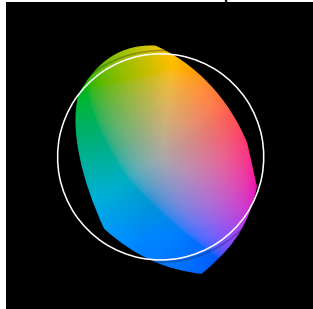
Hue Bin	Rf	Graphic shifts (%)	
		Chroma	Hue
1	72	-15%	-3%
2	69	-13%	12%
3	61	-6%	24%
4	57	5%	26%
5	66	15%	16%
6	81	12%	0%
7	91	0%	-6%
8	81	-9%	-8%
9	75	-20%	7%
10	56	-16%	27%
11	31	-6%	34%
12	63	6%	27%
13	74	19%	17%
14	78	13%	-1%
15	75	11%	-16%
16	81	-3%	-10%



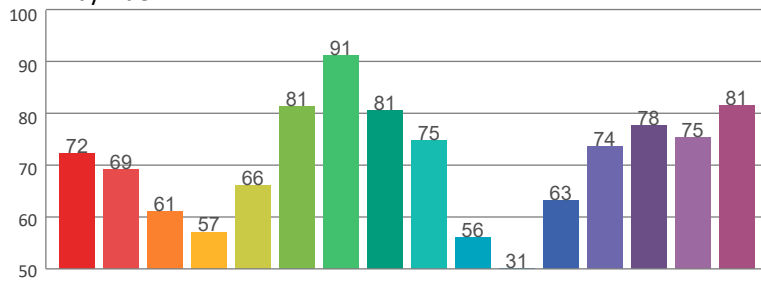
Color Vector Graphic



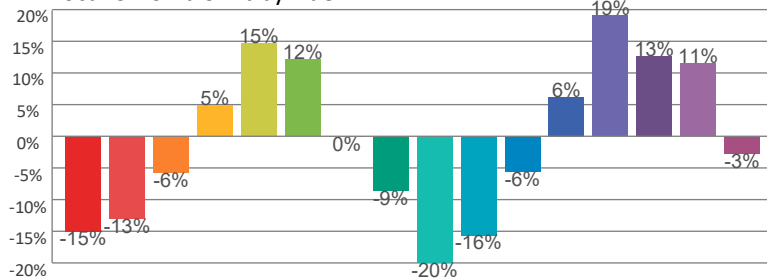
Color Distortion Graphic



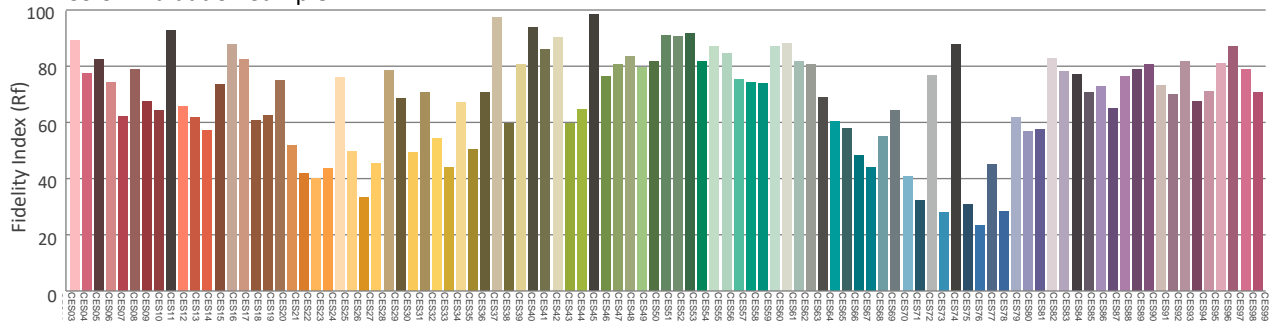
Rf by Hue



Local Chroma Shift by Hue



Color Evaluation Sample



# Photometric & Chromaticity Report

COLORado PXL Curve 12: Full Flood - Single Pixel - White Only - Calibration Off

## Report Summary

### Measurements

Fixture Output: 285 lm  
Fixture Peak: 1326 cd  
Fixture Efficacy: n/a lm/W  
Intensity @ 5m: 52 lux  
Color Temperature: 7575 K  
CRI: 72.7    CRI R9 Value: 0.5  
CQS: 67.1  
TLCI: 46  
TM-30 Rf: 68.6  
TM-30 Rg: 97.3  
Beam Angle (50%): 27.8°  
Field Angle (10%): 31.3°  
Cutoff Angle (3%): 33.8°

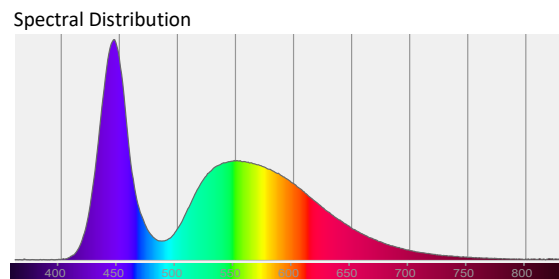
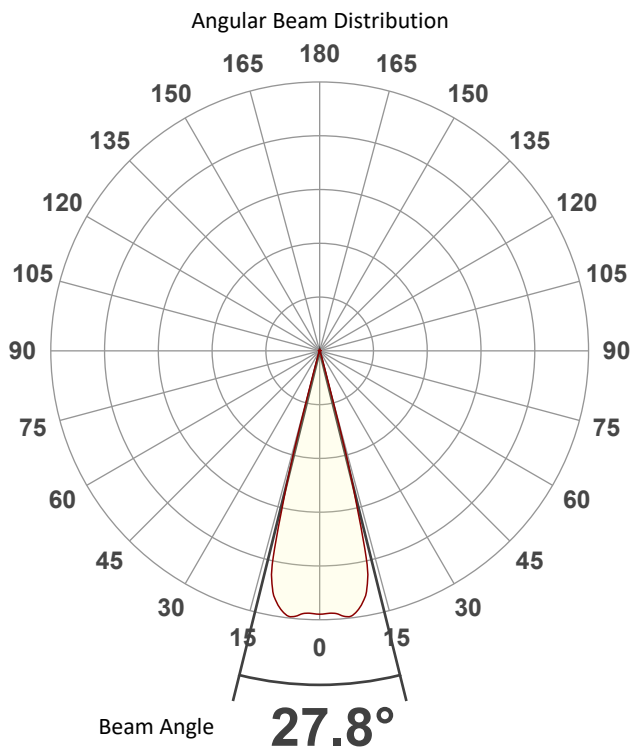


### Conditions

AC Supply: 119 V, 60 Hz  
Power: n/a W  
Current: 0.000 A  
Power Factor: n/a

This data sheet conforms to American National Standard E1.9 – 2007 (R2017). All data was measured and calculated by a Viso Systems LabSpion Goniometer at the Chauvet PD Optics Laboratory in Sunrise, FL on 4/28/2023 to LM-63-2002 Standards.


## Overall Measurement



Tested Color (CIE 1931):

X: 0.303

Y: 0.298



Light Quality

CRI: 72.7

Color Temperature

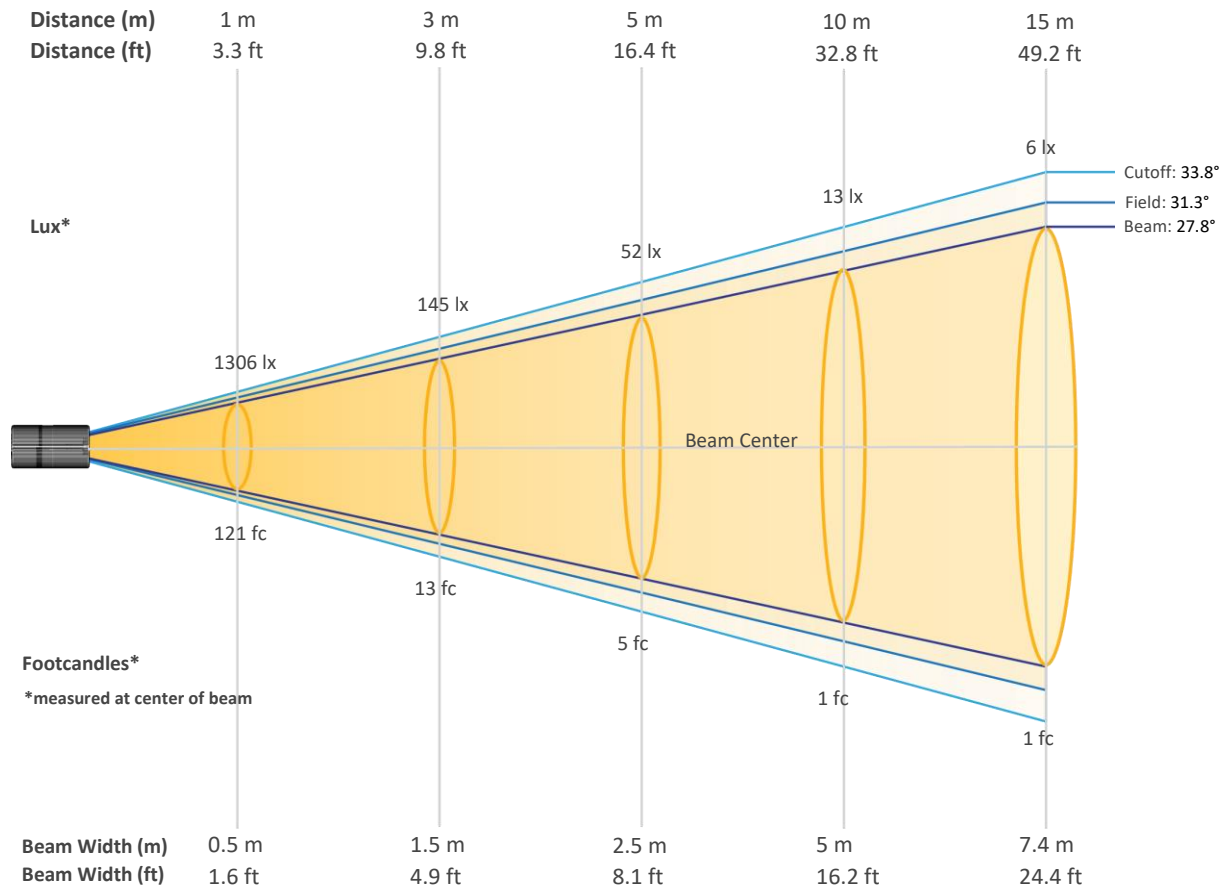
7575 K



# Photometric & Chromaticity Report

COLORado PXL Curve 12: Full Flood - Single Pixel - White Only - Calibration Off

## Beam Details

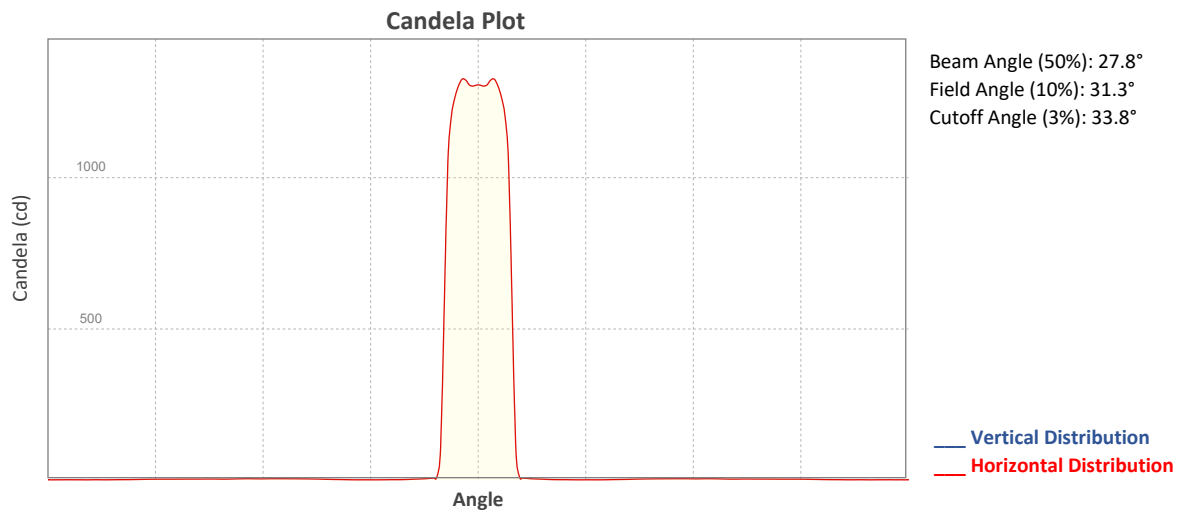


### Beam Intensities from 1-20m (3.3-65.6ft)

Distance	1m	2m	3m	4m	5m	6m	7m	8m	9m	10m
Lux	1306	326	145	82	52	36	27	20	16	13
Distance	11m	12m	13m	14m	15m	16m	17m	18m	19m	20m
Lux	11	9	8	7	6	5	5	4	4	3
Distance	3.3ft	6.6ft	9.8ft	13.1ft	16.4ft	19.7ft	23ft	26.2ft	29.5ft	32.8ft
FC	121	30	13	8	5	3	2	2	1	1
Distance	36.1ft	39.4ft	42.7ft	45.9ft	49.2ft	52.5ft	55.8ft	59.1ft	62.3ft	65.6ft
FC	1	1	1	1	1	0	0	0	0	0

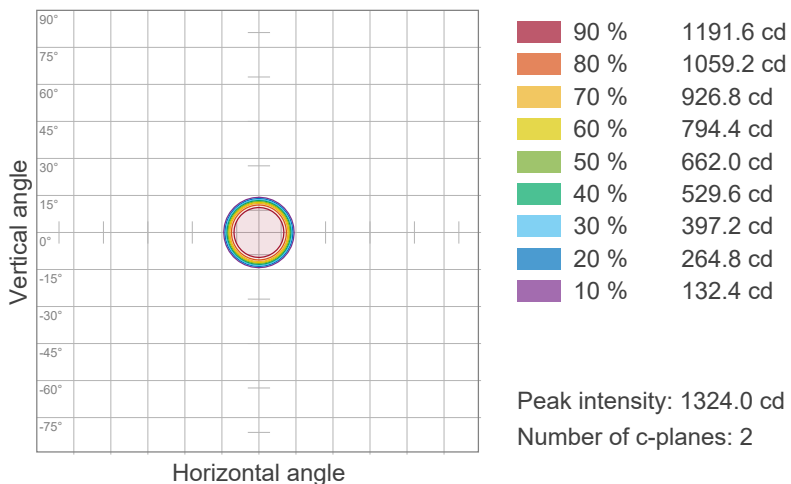
# Photometric & Chromaticity Report

COLORado PXL Curve 12: Full Flood - Single Pixel - White Only - Calibration Off

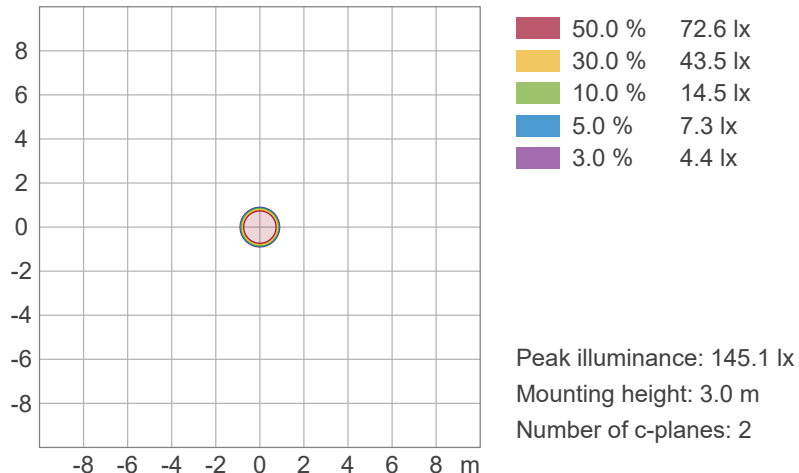


## ISO Diagrams

### ISO Candela Diagram



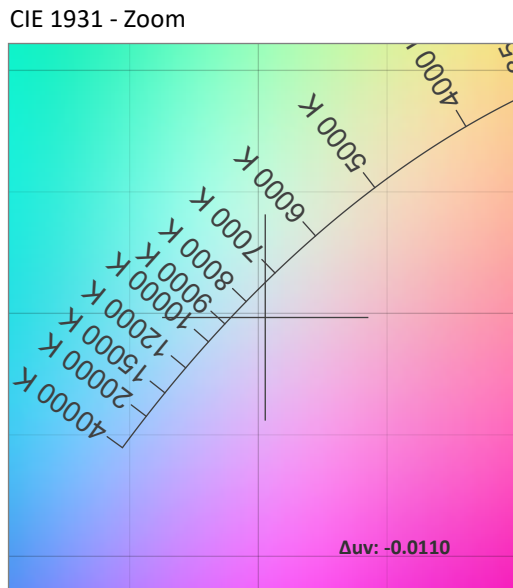
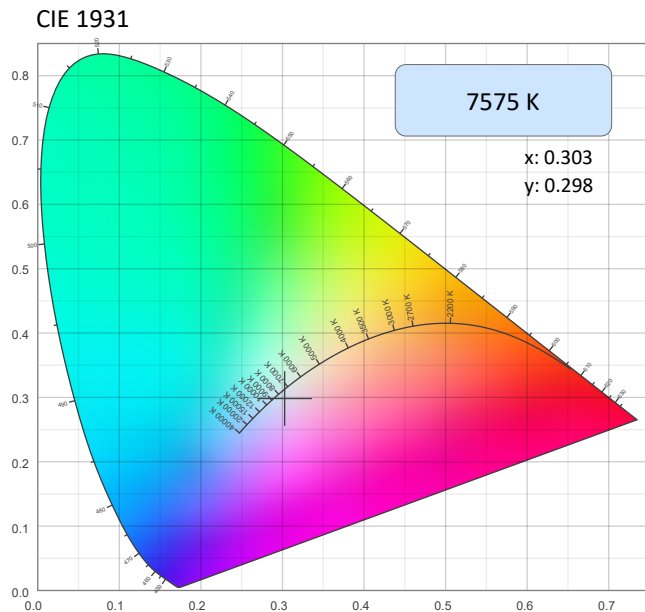
### ISO Lux Diagram



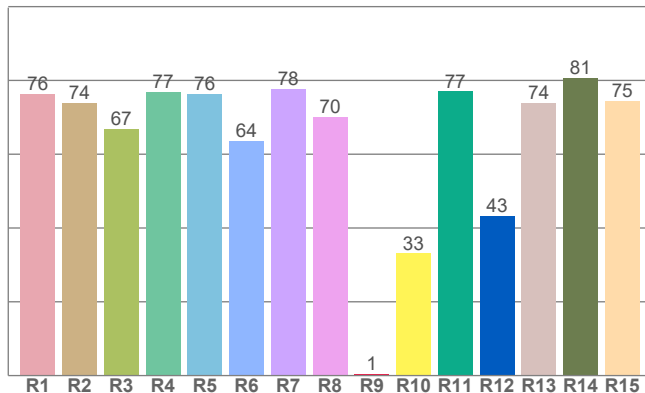
# Photometric & Chromaticity Report

COLORado PXL Curve 12: Full Flood - Single Pixel - White Only - Calibration Off

## Chromaticity



CRI: 72.7 (R1-R8)

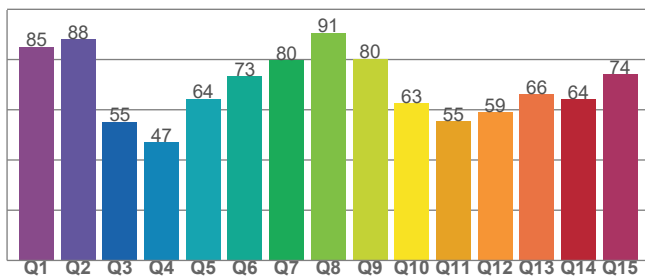


Color Parameters

Color Temperature	Color Coordinate CIE 1931	Color Coordinate CIE 1931
CCT	x	y
7575 K	0.303	0.298

Color Deviation from Black Body Curve	Color Coordinate CIE 1964	Color Coordinate CIE 1964
Δuv	y	u
-0.0110	0.298	0.203

CQS: 67.1



Color Rendering Index	Red Component	Color Quality Scale
CRI	CRI - R9	CQS
72.7	0.5	67.1

Television Lighting Consistency Index	Color Fidelity	Color Gamut
TLCI	TM30 - Rf	TM30 Rg
46	68.6	97.3



# Photometric & Chromaticity Report

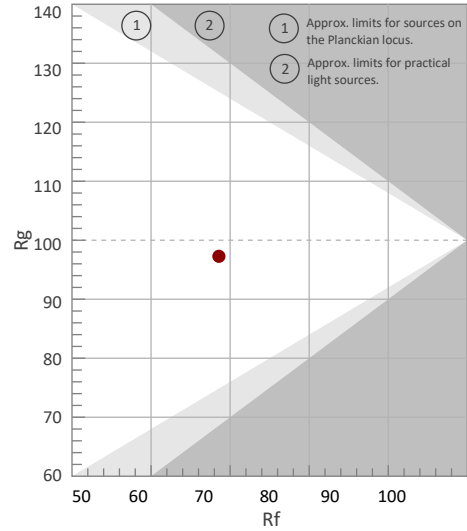
COLORado PXL Curve 12: Full Flood - Single Pixel - White Only - Calibration Off

## TM-30 Details

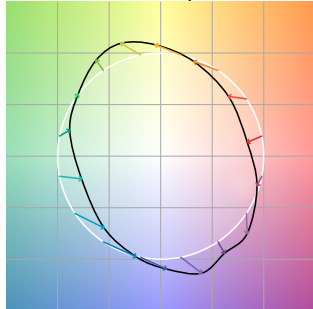
**Rf 68.6**  
Fidelity Index  
(Rg)

**Rg 97.3**  
Gammut Index (Rg)

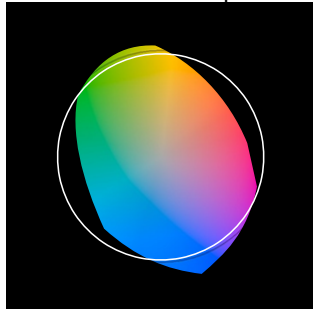
Hue Bin	R <sub>f</sub>	Graphic shifts (%)	
		Chroma	Hue
1	72	-15%	-3%
2	69	-13%	12%
3	61	-6%	24%
4	57	5%	26%
5	66	15%	16%
6	81	12%	0%
7	91	0%	-6%
8	80	-9%	-8%
9	75	-20%	7%
10	56	-16%	27%
11	31	-6%	34%
12	63	6%	27%
13	74	19%	17%
14	78	13%	-1%
15	75	11%	-16%
16	81	-3%	-10%



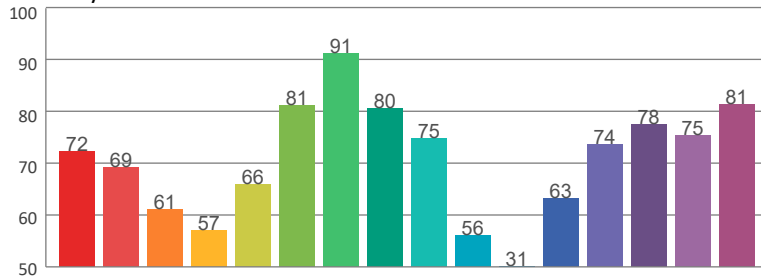
Color Vector Graphic



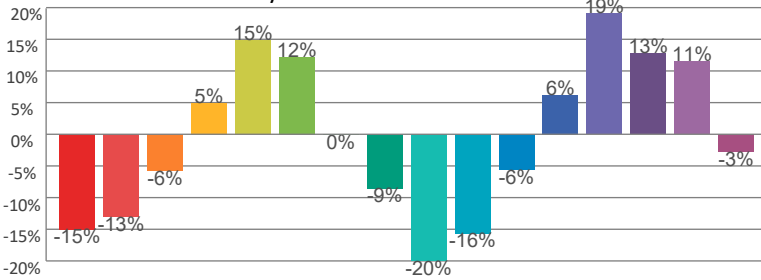
Color Distortion Graphic



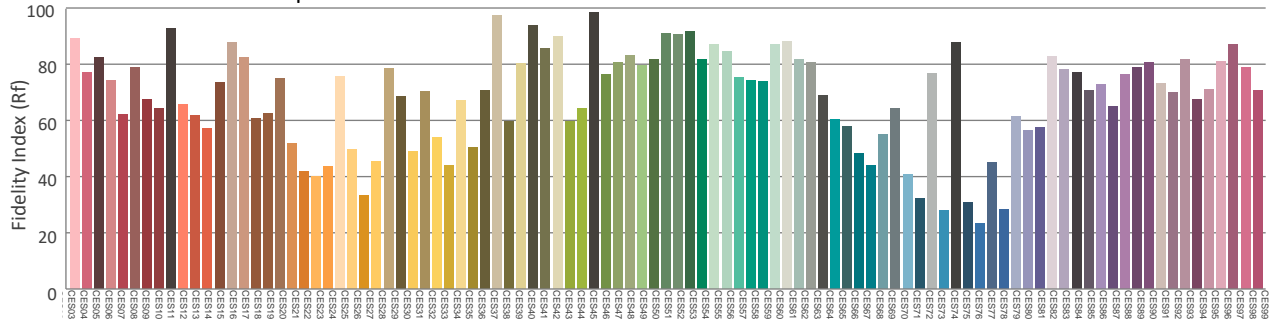
R<sub>f</sub> by Hue



Local Chroma Shift by Hue



Color Evaluation Sample



# Photometric & Chromaticity Report

COLORado PXL Curve 12: Full Spot - Full Power

## Report Summary

### Measurements

Fixture Output: 11832 lm  
Fixture Peak: 918316 cd  
Fixture Efficacy: n/a lm/W  
Intensity @ 5m: 36733 lux  
Color Temperature: 0 K  
CRI: 0.0      CRI R9 Value: 0.0  
CQS: 0.0  
TLCI: n/a  
TM-30 Rf: 0.0  
TM-30 Rg: 0.0  
Beam Angle (50%): 6.5°  
Field Angle (10%): 9.8°  
Cutoff Angle (3%): 10.9°

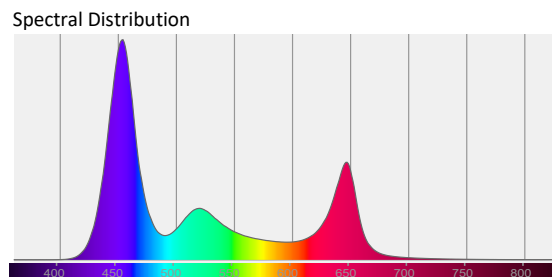
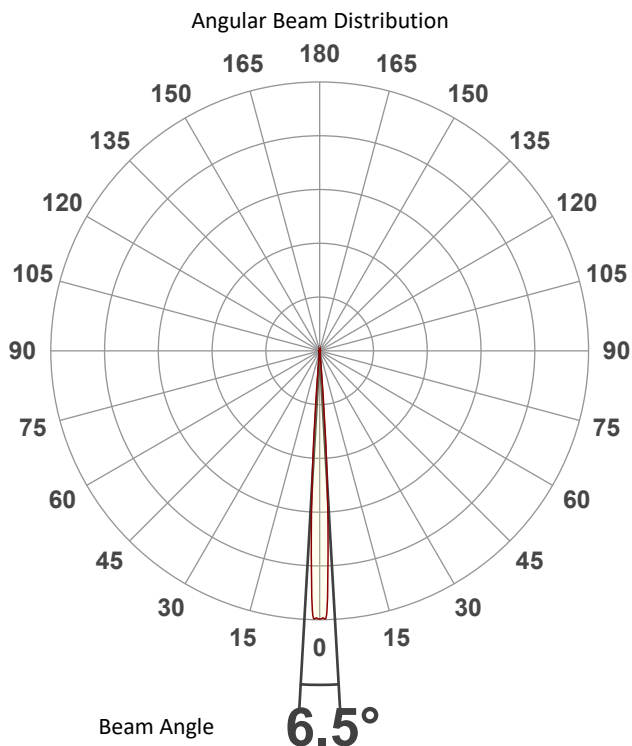


### Conditions

AC Supply: 119 V, 60 Hz  
Power: n/a W  
Current: 0.000 A  
Power Factor: n/a

This data sheet conforms to American National Standard E1.9 – 2007 (R2017). All data was measured and calculated by a Viso Systems LabSpion Goniometer at the Chauvet PD Optics Laboratory in Sunrise, FL on 4/25/2023 to LM-63-2002 Standards.

## Overall Measurement



Tested Color (CIE 1931):

X: 0.238

Y: 0.184



Light Quality

CRI: 0.0

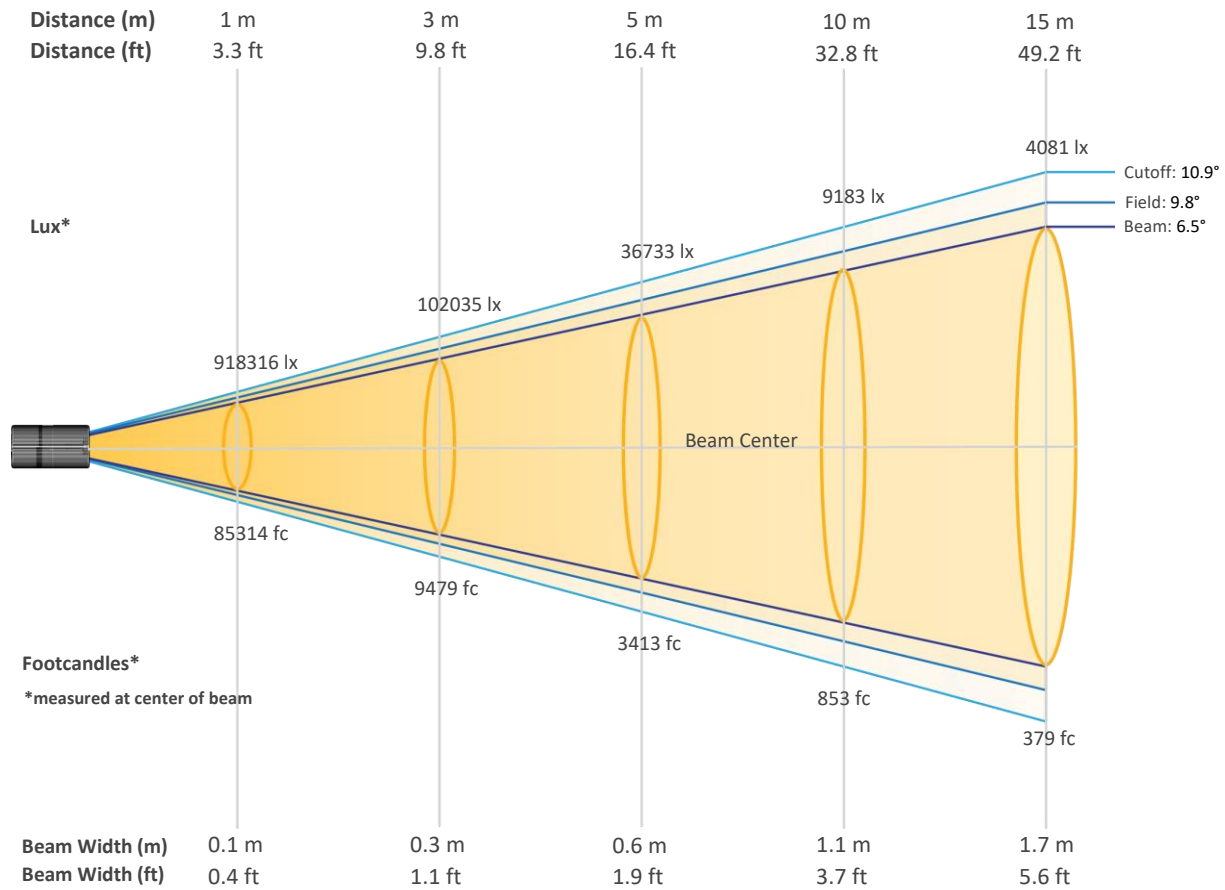
Color Temperature

0 K

# Photometric & Chromaticity Report

COLORado PXL Curve 12: Full Spot - Full Power

## Beam Details

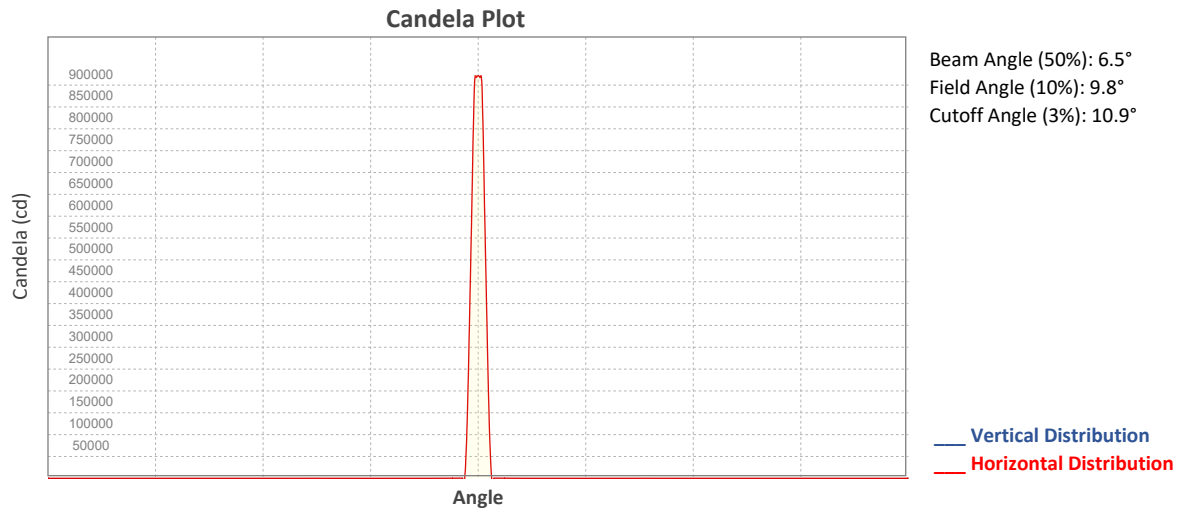


### Beam Intensities from 1-20m (3.3-65.6ft)

Distance	1m	2m	3m	4m	5m	6m	7m	8m	9m	10m
Lux	918316	229579	102035	57395	36733	25509	18741	14349	11337	9183
Distance	11m	12m	13m	14m	15m	16m	17m	18m	19m	20m
Lux	7589	6377	5434	4685	4081	3587	3178	2834	2544	2296
Distance	3.3ft	6.6ft	9.8ft	13.1ft	16.4ft	19.7ft	23ft	26.2ft	29.5ft	32.8ft
FC	85314	21329	9479	5332	3413	2370	1741	1333	1053	853
Distance	36.1ft	39.4ft	42.7ft	45.9ft	49.2ft	52.5ft	55.8ft	59.1ft	62.3ft	65.6ft
FC	705	592	505	435	379	333	295	263	236	213

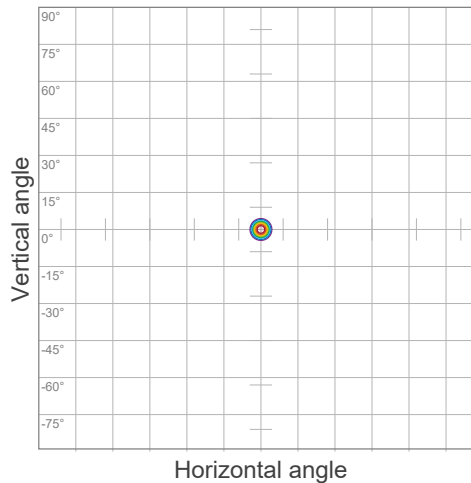
# Photometric & Chromaticity Report

COLORado PXL Curve 12: Full Spot - Full Power



## ISO Diagrams

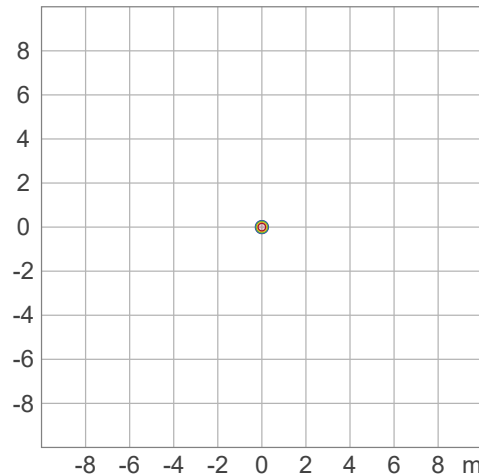
### ISO Candela Diagram



90 %	826484.1 cd
80 %	734652.6 cd
70 %	642821.0 cd
60 %	550989.5 cd
50 %	459157.9 cd
40 %	367326.3 cd
30 %	275494.8 cd
20 %	183663.2 cd
10 %	91831.6 cd

Peak intensity: 918315.8 cd  
 Number of c-planes: 2

### ISO Lux Diagram



50.0 %	51017.5 lx
30.0 %	30610.5 lx
10.0 %	10203.5 lx
5.0 %	5101.8 lx
3.0 %	3061.1 lx

Peak illuminance: 102035.1 lx  
 Mounting height: 3.0 m  
 Number of c-planes: 2





# Photometric & Chromaticity Report

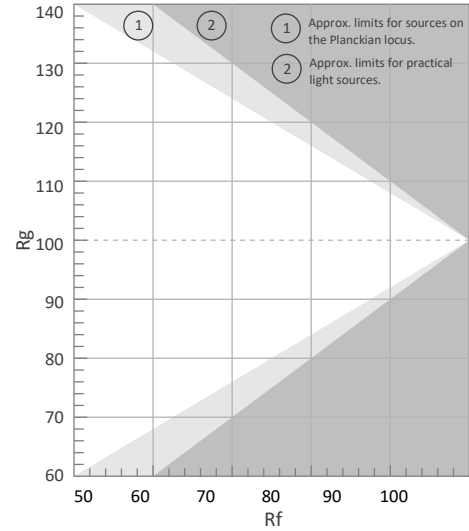
COLORado PXL Curve 12: Full Spot - Full Power

## TM-30 Details


**Rf 0.0**  
Fidelity Index (Rg)

**Rg 0.0**  
Gammut Index (Rg)


Hue Bin	R <sub>f</sub>	Graphic shifts (%)	
		Chroma	Hue
1	0	0%	0%
2	0	0%	0%
3	0	0%	0%
4	0	0%	0%
5	0	0%	0%
6	0	0%	0%
7	0	0%	0%
8	0	0%	0%
9	0	0%	0%
10	0	0%	0%
11	0	0%	0%
12	0	0%	0%
13	0	0%	0%
14	0	0%	0%
15	0	0%	0%
16	0	0%	0%




Color Vector Graphic



Color Distortion Graphic



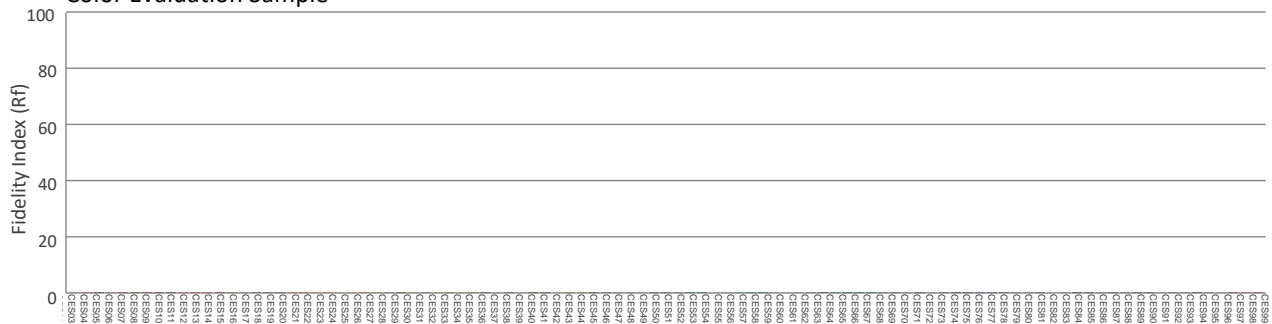
R<sub>f</sub> by Hue



Local Chroma Shift by Hue



Color Evaluation Sample



# Photometric & Chromaticity Report

COLORado PXL Curve 12: Full Spot - Full Power - Calibration On

## Report Summary

### Measurements

Fixture Output: 10357 lm  
Fixture Peak: 820605 cd  
Fixture Efficacy: n/a lm/W  
Intensity @ 5m: 32824 lux  
Color Temperature: 6437 K  
CRI: 65.1    CRI R9 Value: -98.4  
CQS: 81.4  
TLCI: 45  
TM-30 Rf: 77.2  
TM-30 Rg: 119.1  
Beam Angle (50%): 6.5°  
Field Angle (10%): 9.8°  
Cutoff Angle (3%): 10.9°

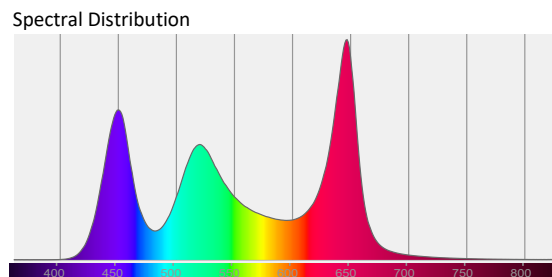
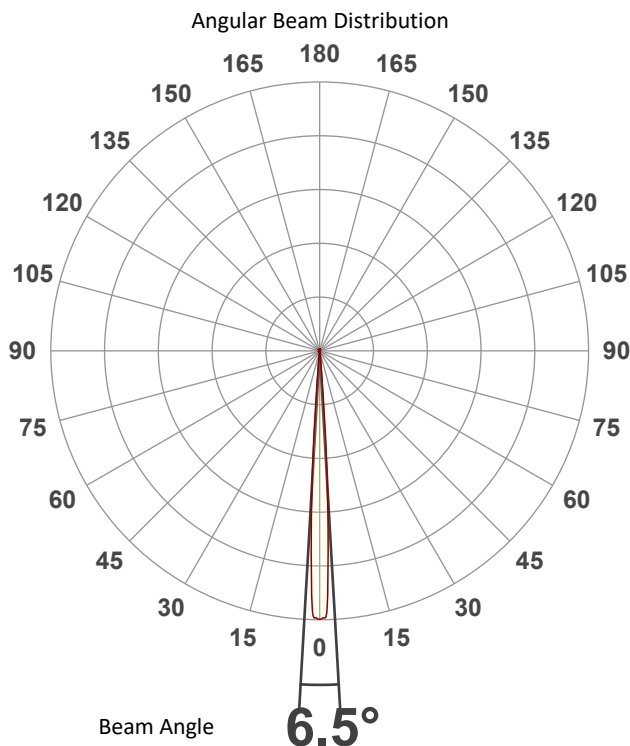


### Conditions

AC Supply: 119 V, 60 Hz  
Power: n/a W  
Current: 0.000 A  
Power Factor: n/a

This data sheet conforms to American National Standard E1.9 – 2007 (R2017). All data was measured and calculated by a Viso Systems LabSpion Goniometer at the Chauvet PD Optics Laboratory in Sunrise, FL on 4/25/2023 to LM-63-2002 Standards.


## Overall Measurement



Tested Color (CIE 1931):

X: 0.316

Y: 0.317



Light Quality

CRI: 65.1

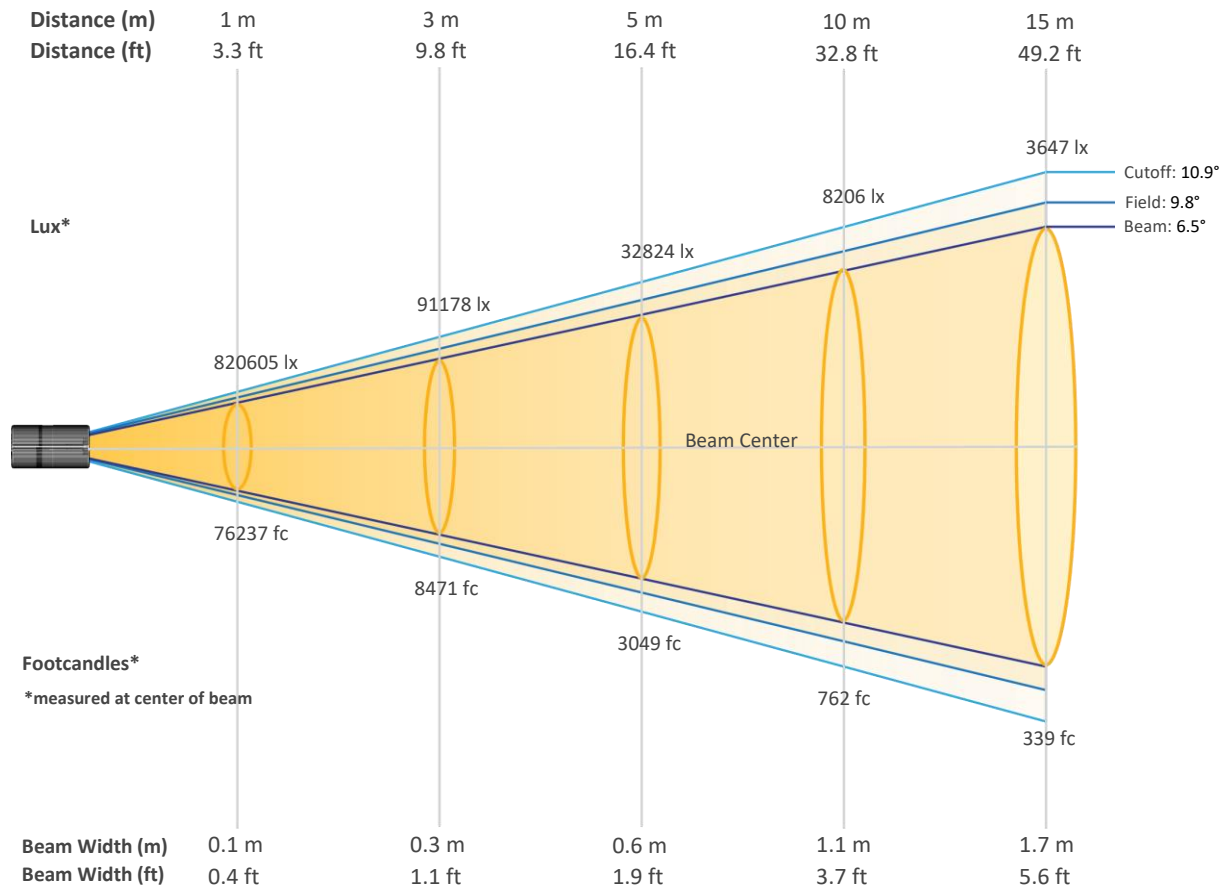
Color Temperature

6437 K

# Photometric & Chromaticity Report

COLORado PXL Curve 12: Full Spot - Full Power - Calibration On

## Beam Details

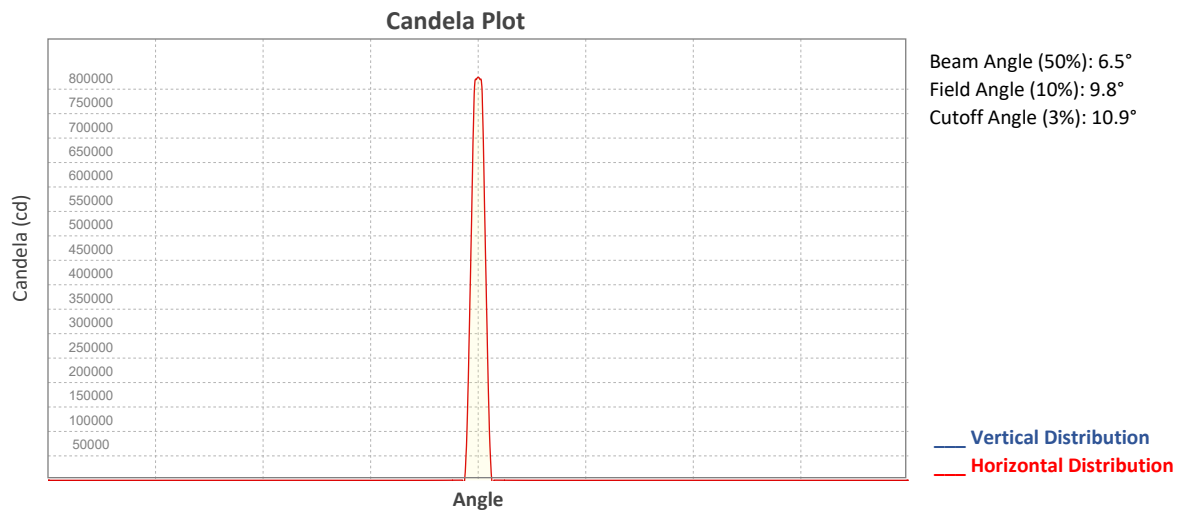


### Beam Intensities from 1-20m (3.3-65.6ft)

Distance	1m	2m	3m	4m	5m	6m	7m	8m	9m	10m
Lux	820605	205151	91178	51288	32824	22795	16747	12822	10131	8206
Distance	11m	12m	13m	14m	15m	16m	17m	18m	19m	20m
Lux	6782	5699	4856	4187	3647	3205	2839	2533	2273	2052
Distance	3.3ft	6.6ft	9.8ft	13.1ft	16.4ft	19.7ft	23ft	26.2ft	29.5ft	32.8ft
FC	76237	19059	8471	4765	3049	2118	1556	1191	941	762
Distance	36.1ft	39.4ft	42.7ft	45.9ft	49.2ft	52.5ft	55.8ft	59.1ft	62.3ft	65.6ft
FC	630	529	451	389	339	298	264	235	211	191

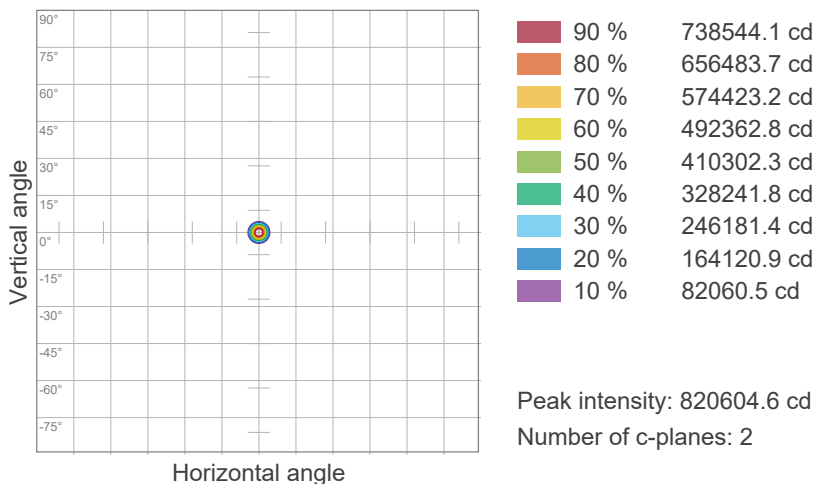
# Photometric & Chromaticity Report

COLORado PXL Curve 12: Full Spot - Full Power - Calibration On

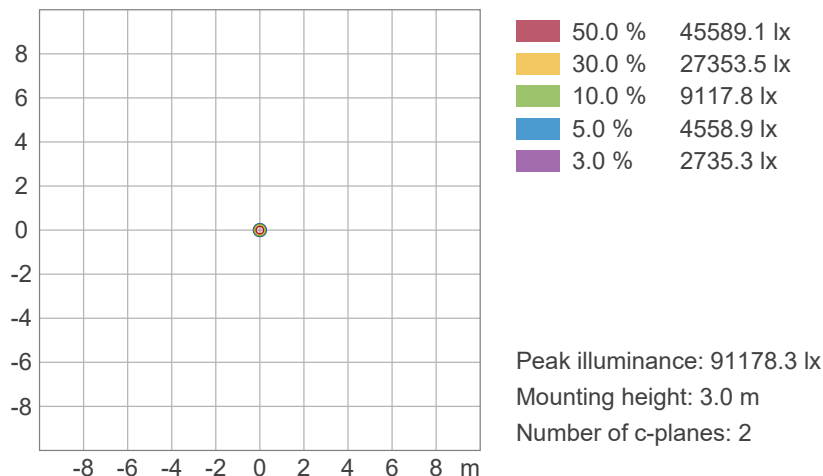


## ISO Diagrams

### ISO Candela Diagram



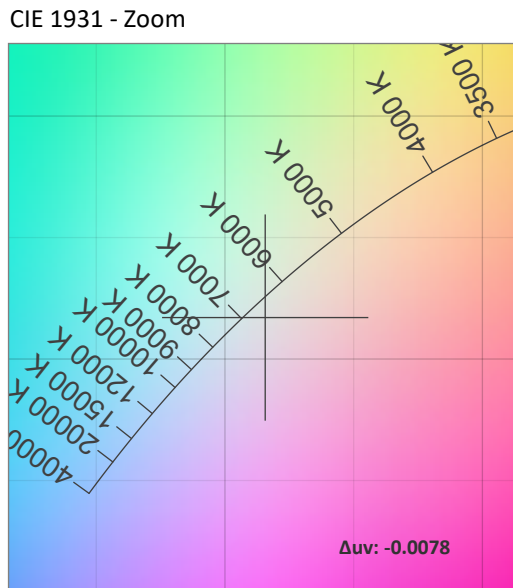
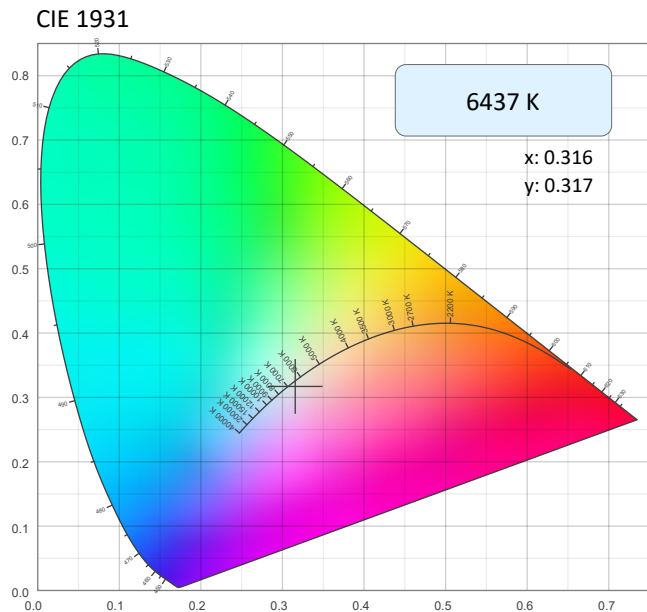
### ISO Lux Diagram



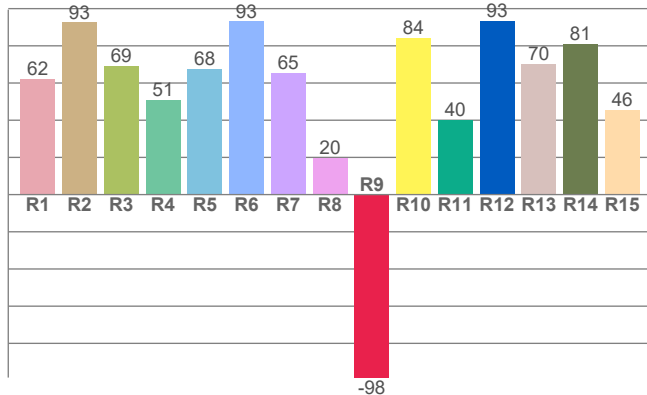
# Photometric & Chromaticity Report

COLORado PXL Curve 12: Full Spot - Full Power - Calibration On

## Chromaticity



CRI: 65.1 (R1-R8)

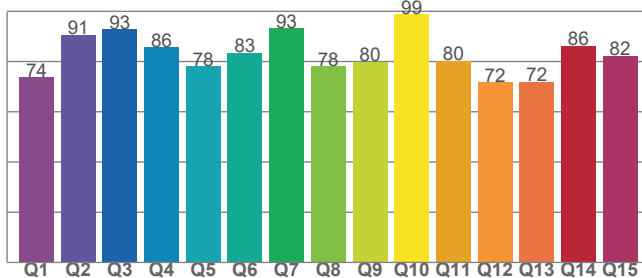


Color Parameters

Color Temperature	Color Coordinate CIE 1931	Color Coordinate CIE 1931
CCT	x	y
6437 K	0.316	0.317

Color Deviation from Black Body Curve	Color Coordinate CIE 1964	Color Coordinate CIE 1964
$\Delta uv$	y	u
-0.0078	0.317	0.205

CQS: 81.4



Color Rendering Index	Red Component	Color Quality Scale
CRI	CRI - R9	CQS
65.1	-98.4	81.4

Television Lighting Consistency Index	Color Fidelity	Color Gamut
TLCI	TM30 - Rf	TM30 Rg
45	77.2	119.1

# Photometric & Chromaticity Report

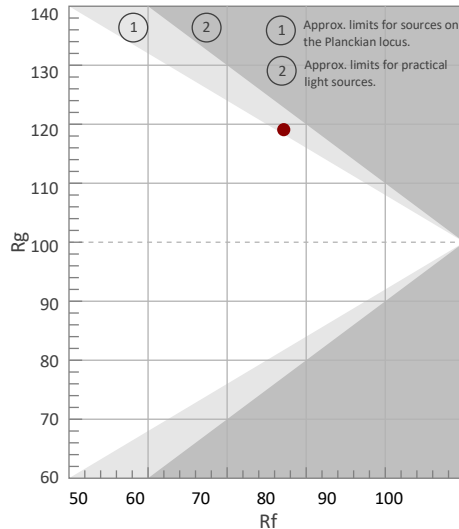
COLORado PXL Curve 12: Full Spot - Full Power - Calibration On

## TM-30 Details

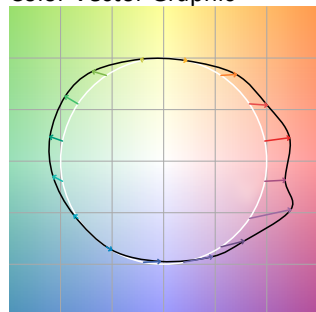
**Rf 77.2**  
Fidelity Index (Rg)

**Rg 119.1**  
Gammut Index (Rg)

Hue Bin	R <sub>f</sub>	Graphic shifts (%)	
		Chroma	Hue
1	56	24%	-2%
2	73	14%	-11%
3	73	9%	-12%
4	92	0%	-3%
5	90	1%	3%
6	80	11%	9%
7	78	14%	1%
8	78	13%	-2%
9	88	8%	-6%
10	87	1%	-5%
11	88	0%	6%
12	77	-4%	16%
13	69	0%	28%
14	64	8%	22%
15	57	29%	29%
16	66	19%	5%



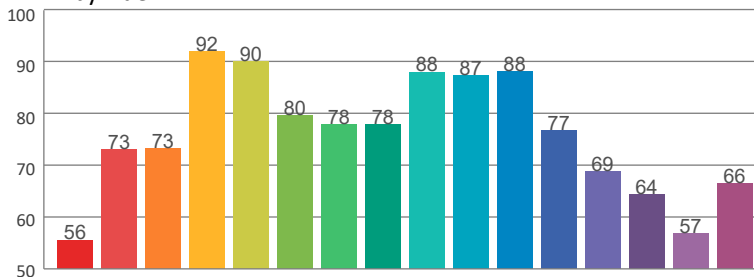
Color Vector Graphic



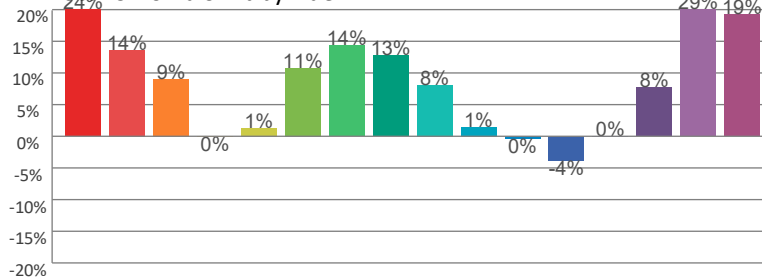
Color Distortion Graphic



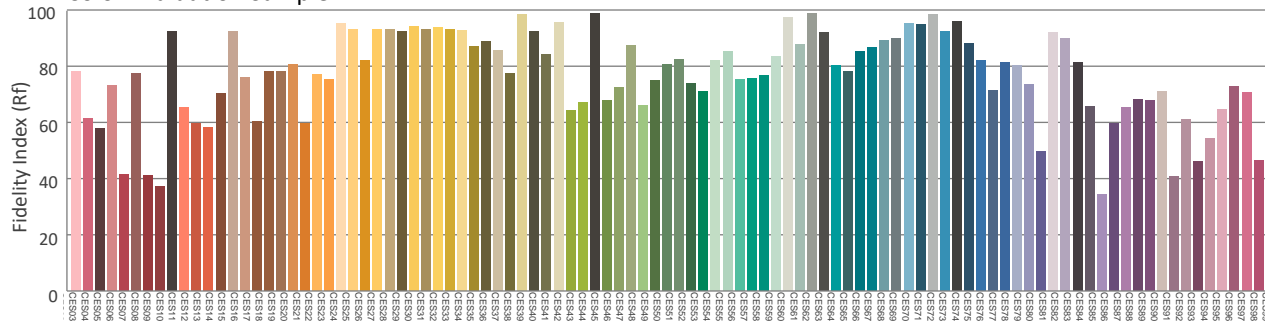
Rf by Hue



Local Chroma Shift by Hue



Color Evaluation Sample



# Photometric & Chromaticity Report

COLORado PXL Curve 12: Full Spot - Full Power - Stable

## Report Summary

### Measurements

Fixture Output: 6675 lm  
Fixture Peak: 502715 cd  
Fixture Efficacy: n/a lm/W  
Intensity @ 5m: 20109 lux  
Color Temperature: 0 K  
CRI: 0.0      CRI R9 Value: 0.0  
CQS: 0.0  
TLCI: n/a  
TM-30 Rf: 0.0  
TM-30 Rg: 0.0  
Beam Angle (50%): 6.2°  
Field Angle (10%): 9.3°  
Cutoff Angle (3%): 10.1°

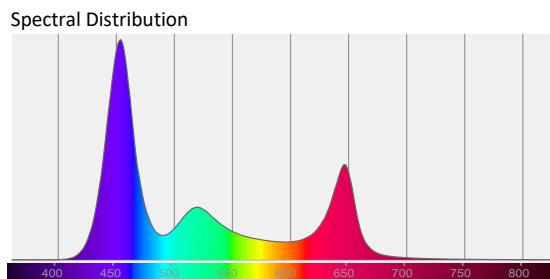
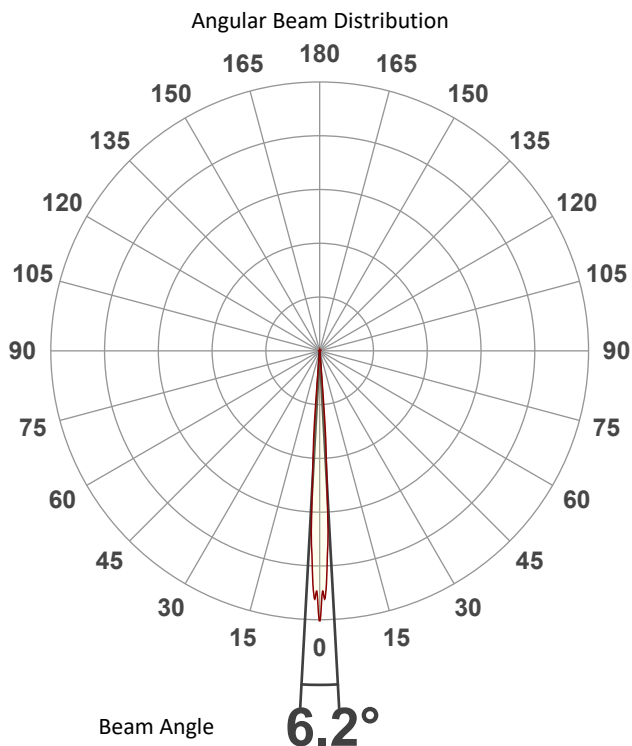


### Conditions

AC Supply: 118 V, 60 Hz  
Power: n/a W  
Current: 0.000 A  
Power Factor: n/a

This data sheet conforms to American National Standard E1.9 – 2007 (R2017). All data was measured and calculated by a Viso Systems LabSpion Goniometer at the Chauvet PD Optics Laboratory in Sunrise, FL on 4/26/2023 to LM-63-2002 Standards.

## Overall Measurement



Tested Color (CIE 1931):

X: 0.237

Y: 0.186



Light Quality

CRI: 0.0

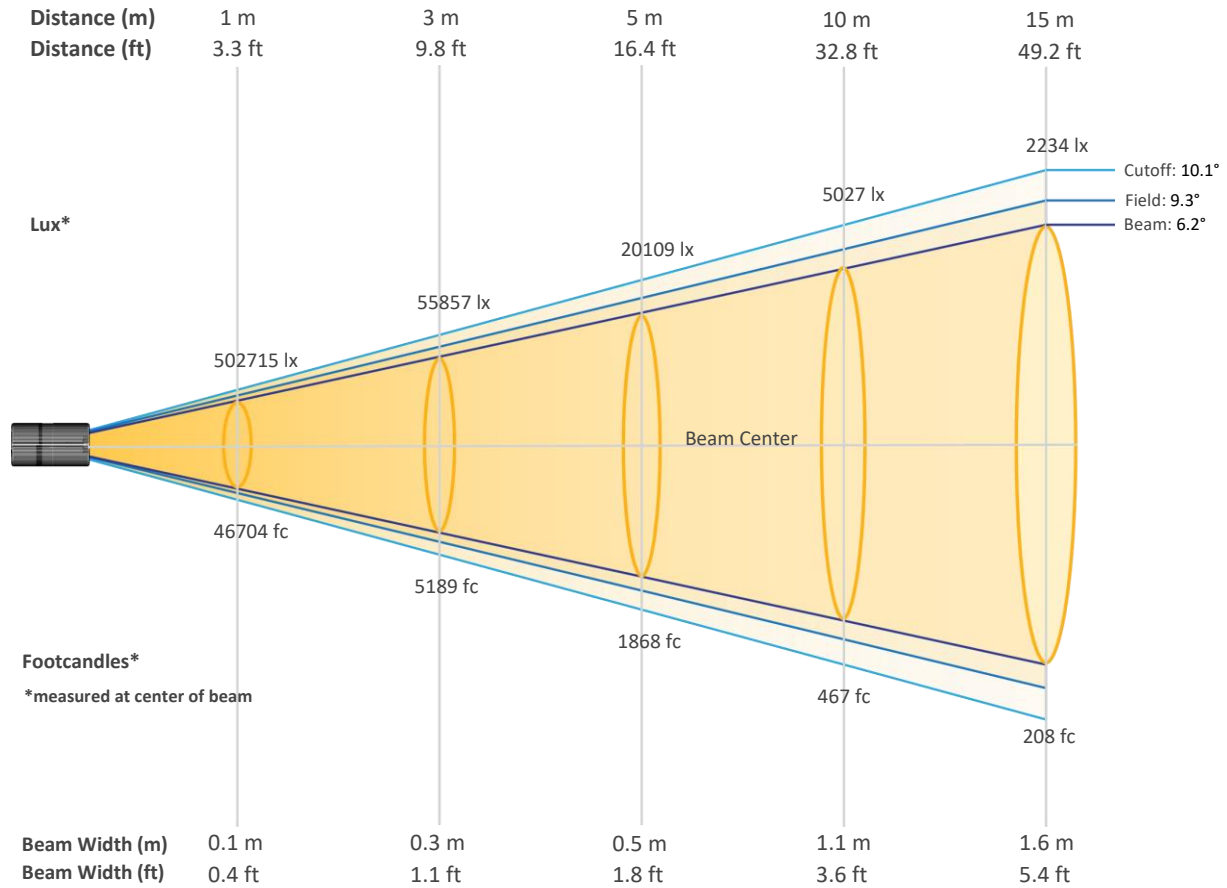
Color Temperature

0 K

# Photometric & Chromaticity Report

COLORado PXL Curve 12: Full Spot - Full Power - Stable

## Beam Details



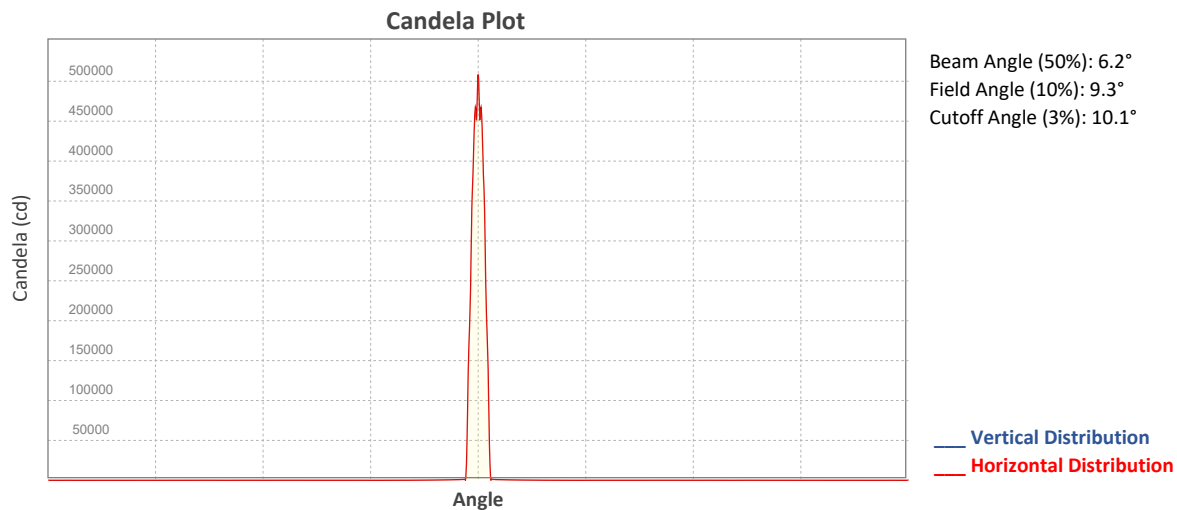
### Beam Intensities from 1-20m (3.3-65.6ft)

Distance	1m	2m	3m	4m	5m	6m	7m	8m	9m	10m
Lux	502715	125679	55857	31420	20109	13964	10259	7855	6206	5027
Distance	11m	12m	13m	14m	15m	16m	17m	18m	19m	20m
Lux	4155	3491	2975	2565	2234	1964	1739	1552	1393	1257
Distance	3.3ft	6.6ft	9.8ft	13.1ft	16.4ft	19.7ft	23ft	26.2ft	29.5ft	32.8ft
FC	46704	11676	5189	2919	1868	1297	953	730	577	467
Distance	36.1ft	39.4ft	42.7ft	45.9ft	49.2ft	52.5ft	55.8ft	59.1ft	62.3ft	65.6ft
FC	386	324	276	238	208	182	162	144	129	117



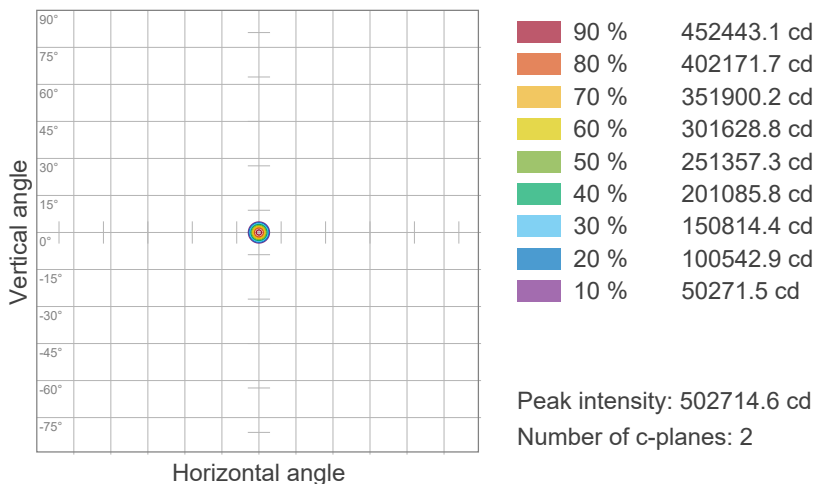
# Photometric & Chromaticity Report

COLORado PXL Curve 12: Full Spot - Full Power - Stable

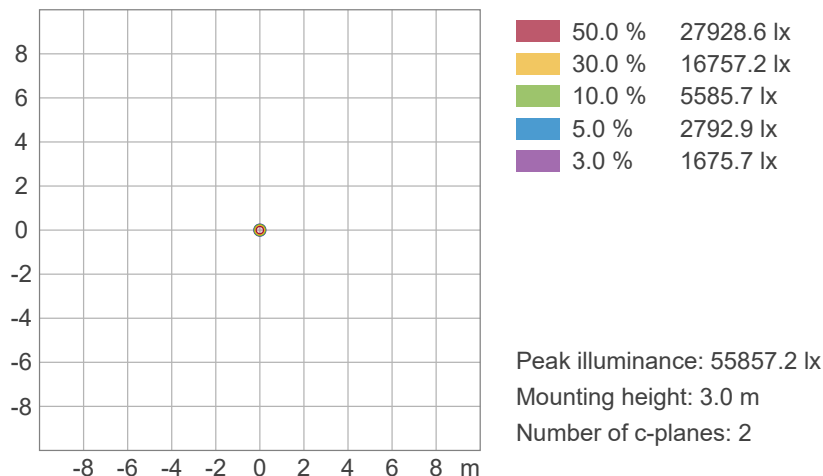


## ISO Diagrams

### ISO Candela Diagram



### ISO Lux Diagram





# Photometric & Chromaticity Report

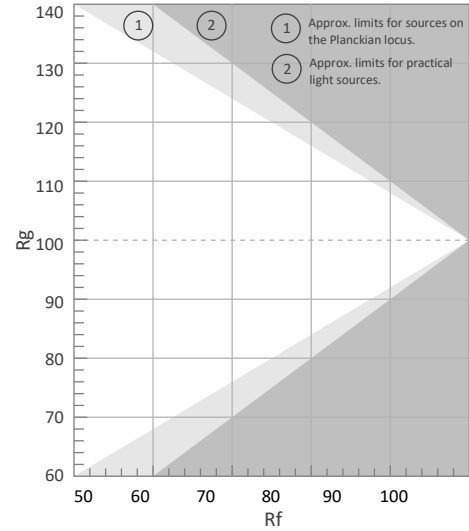
COLORado PXL Curve 12: Full Spot - Full Power - Stable

## TM-30 Details


**Rf 0.0**  
Fidelity Index (Rg)

**Rg 0.0**  
Gammut Index (Rg)


Hue Bin	R <sub>f</sub>	Graphic shifts (%)	
		Chroma	Hue
1	0	0%	0%
2	0	0%	0%
3	0	0%	0%
4	0	0%	0%
5	0	0%	0%
6	0	0%	0%
7	0	0%	0%
8	0	0%	0%
9	0	0%	0%
10	0	0%	0%
11	0	0%	0%
12	0	0%	0%
13	0	0%	0%
14	0	0%	0%
15	0	0%	0%
16	0	0%	0%



Color Vector Graphic




Color Distortion Graphic



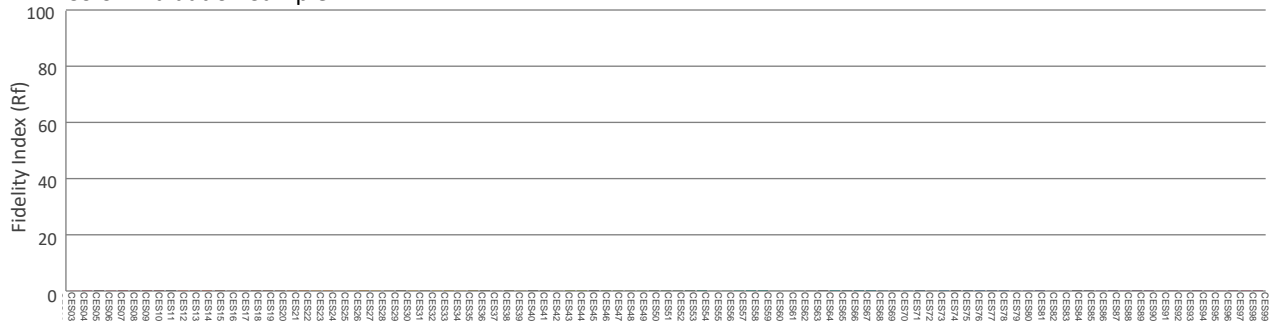
Rf by Hue



Local Chroma Shift by Hue



Color Evaluation Sample



# Photometric & Chromaticity Report

COLORado PXL Curve 12: Full Spot - Red Only

## Report Summary

### Measurements

Fixture Output: 1862 lm  
Fixture Peak: 135101 cd  
Fixture Efficacy: n/a lm/W  
Intensity @ 5m: 5404 lux  
Color Temperature: 0 K  
CRI: 0.0      CRI R9 Value: 0.0  
CQS: 0.0  
TLCI: n/a  
TM-30 Rf: 0.0  
TM-30 Rg: 0.0  
Beam Angle (50%): 6.5°  
Field Angle (10%): 10.2°  
Cutoff Angle (3%): 11.6°

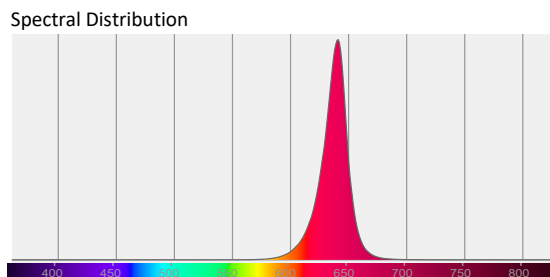
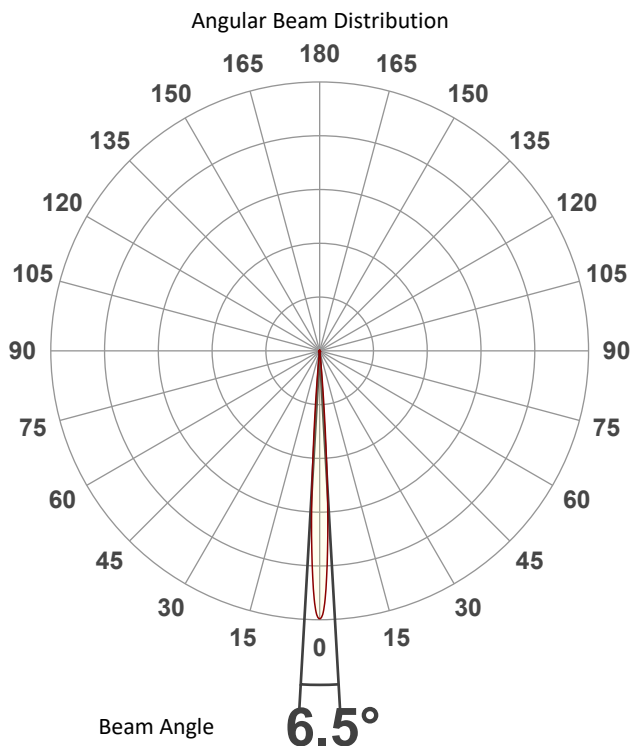


### Conditions

AC Supply: 119 V, 60 Hz  
Power: n/a W  
Current: 0.000 A  
Power Factor: n/a

This data sheet conforms to American National Standard E1.9 – 2007 (R2017). All data was measured and calculated by a Viso Systems LabSpion Goniometer at the Chauvet PD Optics Laboratory in Sunrise, FL on 4/26/2023 to LM-63-2002 Standards.

## Overall Measurement



Tested Color (CIE 1931):

X: 0.701

Y: 0.298



Light Quality

CRI: 0.0

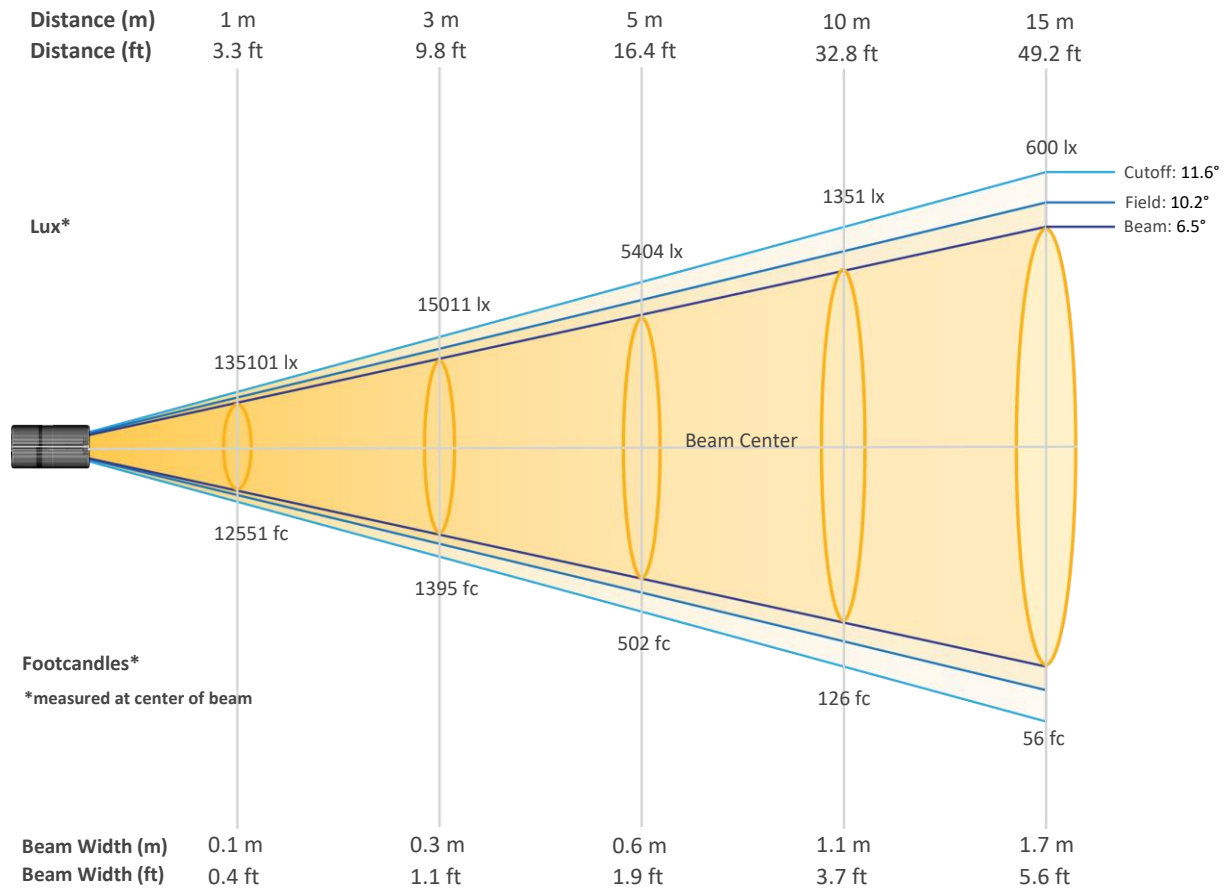
Color Temperature

0 K

# Photometric & Chromaticity Report

COLORado PXL Curve 12: Full Spot - Red Only

## Beam Details

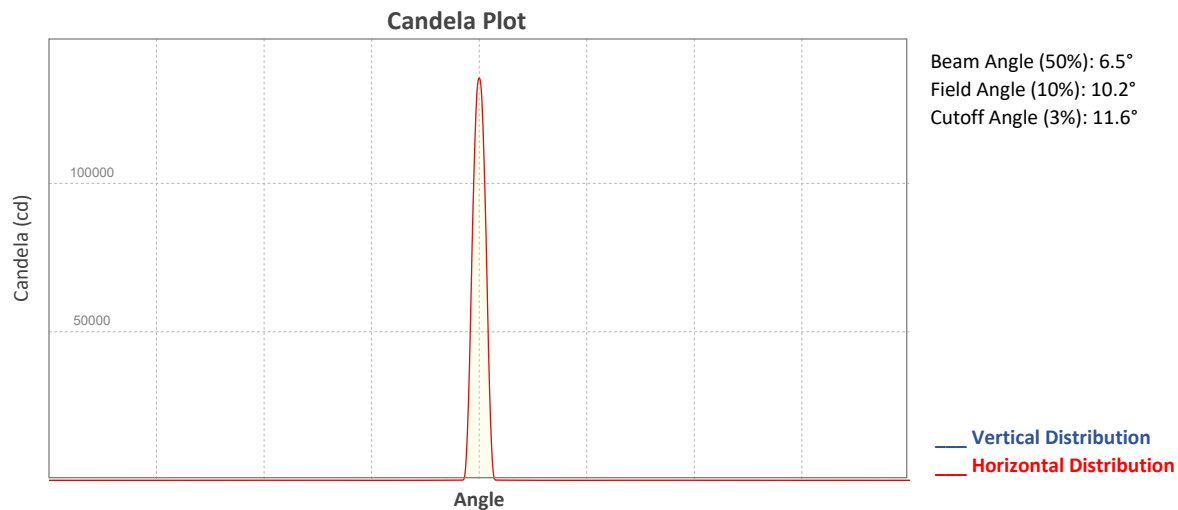


### Beam Intensities from 1-20m (3.3-65.6ft)

Distance	1m	2m	3m	4m	5m	6m	7m	8m	9m	10m
Lux	135101	33775	15011	8444	5404	3753	2757	2111	1668	1351
Distance	11m	12m	13m	14m	15m	16m	17m	18m	19m	20m
Lux	1117	938	799	689	600	528	467	417	374	338
Distance	3.3ft	6.6ft	9.8ft	13.1ft	16.4ft	19.7ft	23ft	26.2ft	29.5ft	32.8ft
FC	12551	3138	1395	784	502	349	256	196	155	126
Distance	36.1ft	39.4ft	42.7ft	45.9ft	49.2ft	52.5ft	55.8ft	59.1ft	62.3ft	65.6ft
FC	104	87	74	64	56	49	43	39	35	31

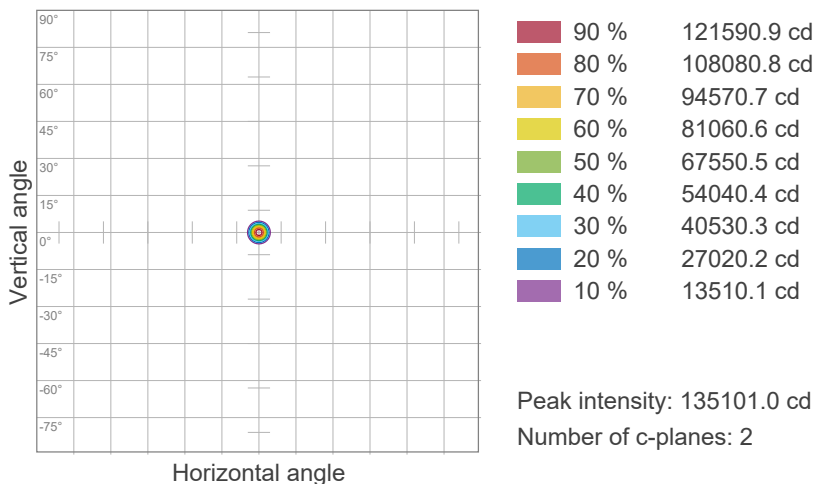
# Photometric & Chromaticity Report

COLORado PXL Curve 12: Full Spot - Red Only

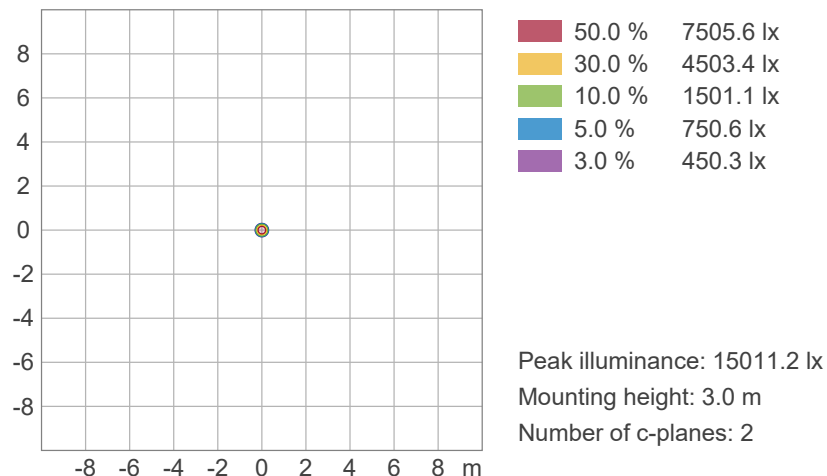


## ISO Diagrams

### ISO Candela Diagram



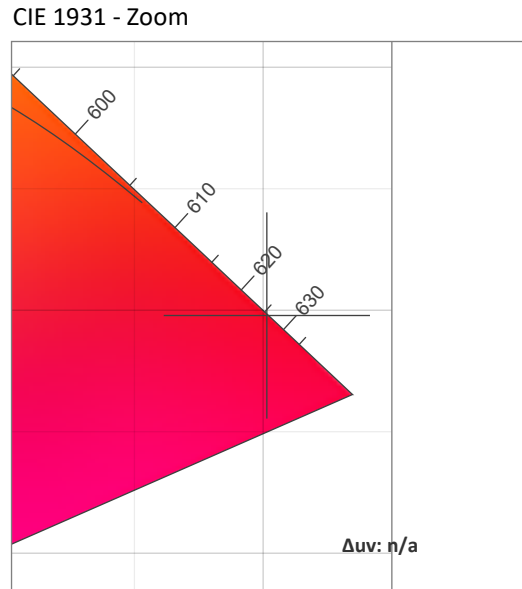
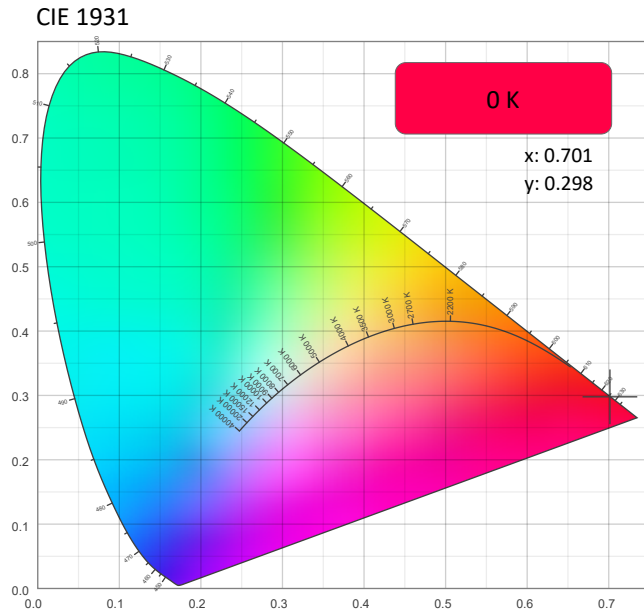
### ISO Lux Diagram



# Photometric & Chromaticity Report

COLORado PXL Curve 12: Full Spot - Red Only

## Chromaticity



CRI: 0.0 (R1-R8)

0	0	0	0	0	0	0	0	0	0	0	0	0	0	0	0
R1	R2	R3	R4	R5	R6	R7	R8	R9	R10	R11	R12	R13	R14	R15	

CQS: 0.0

0	0	0	0	0	0	0	0	0	0	0	0	0	0	0	0
Q1	Q2	Q3	Q4	Q5	Q6	Q7	Q8	Q9	Q10	Q11	Q12	Q13	Q14	Q15	

Color Parameters

Color Temperature	Color Coordinate CIE 1931	Color Coordinate CIE 1931
CCT	x	y
0 K	0.701	0.298

Color Deviation from Black Body Curve	Color Coordinate CIE 1964	Color Coordinate CIE 1964
Δuv	y	u
n/a	0.298	0.543

Color Rendering Index	Red Component	Color Quality Scale
CRI	CRI - R9	CQS
0.0	0.0	0.0

Television Lighting Consistency Index	Color Fidelity	Color Gamut
TLCI	TM30 - Rf	TM30 Rg
n/a	0.0	0.0

# Photometric & Chromaticity Report

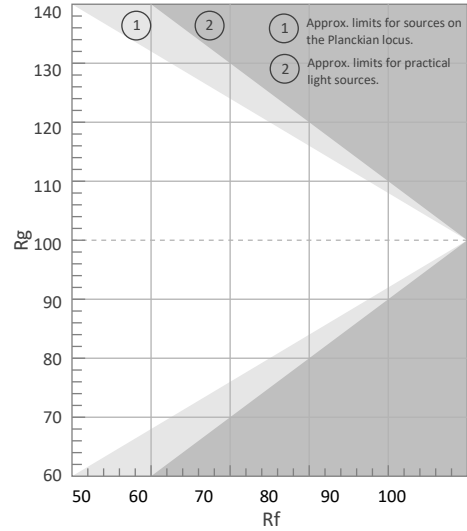
COLORado PXL Curve 12: Full Spot - Red Only

## TM-30 Details


**Rf 0.0**  
Fidelity Index (Rg)

**Rg 0.0**  
Gammut Index (Rg)


Hue Bin	R <sub>f</sub>	Graphic shifts (%)	
		Chroma	Hue
1	0	0%	0%
2	0	0%	0%
3	0	0%	0%
4	0	0%	0%
5	0	0%	0%
6	0	0%	0%
7	0	0%	0%
8	0	0%	0%
9	0	0%	0%
10	0	0%	0%
11	0	0%	0%
12	0	0%	0%
13	0	0%	0%
14	0	0%	0%
15	0	0%	0%
16	0	0%	0%



Color Vector Graphic




Color Distortion Graphic



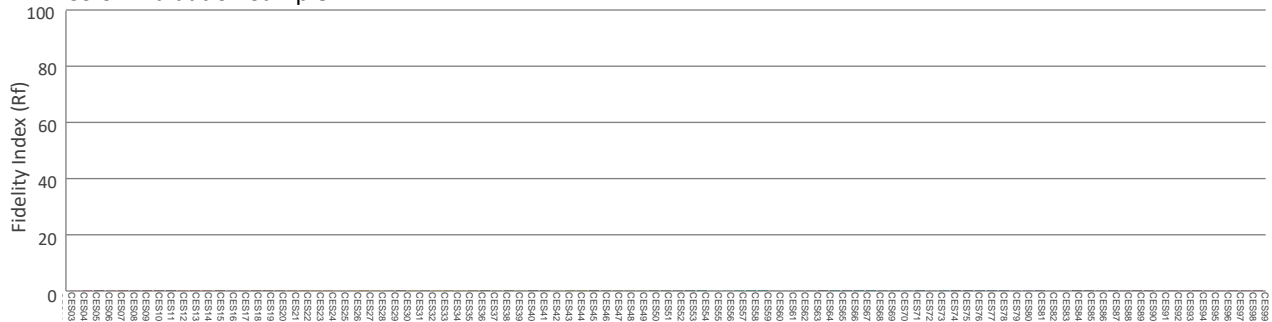
R<sub>f</sub> by Hue



Local Chroma Shift by Hue



Color Evaluation Sample





# Photometric & Chromaticity Report

COLORado PXL Curve 12: Full Spot - Red Only - Calibration On

## Report Summary

### Measurements

Fixture Output: 1799 lm  
Fixture Peak: 118715 cd  
Fixture Efficacy: n/a lm/W  
Intensity @ 5m: 4749 lux  
Color Temperature: 0 K  
CRI: 0.0      CRI R9 Value: 0.0  
CQS: 0.0  
TLCI: n/a  
TM-30 Rf: 0.0  
TM-30 Rg: 0.0  
Beam Angle (50%): 6.6°  
Field Angle (10%): 10.6°  
Cutoff Angle (3%): 12.2°

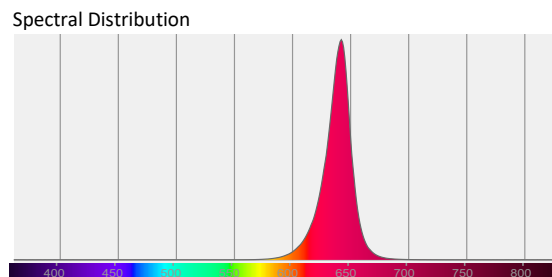
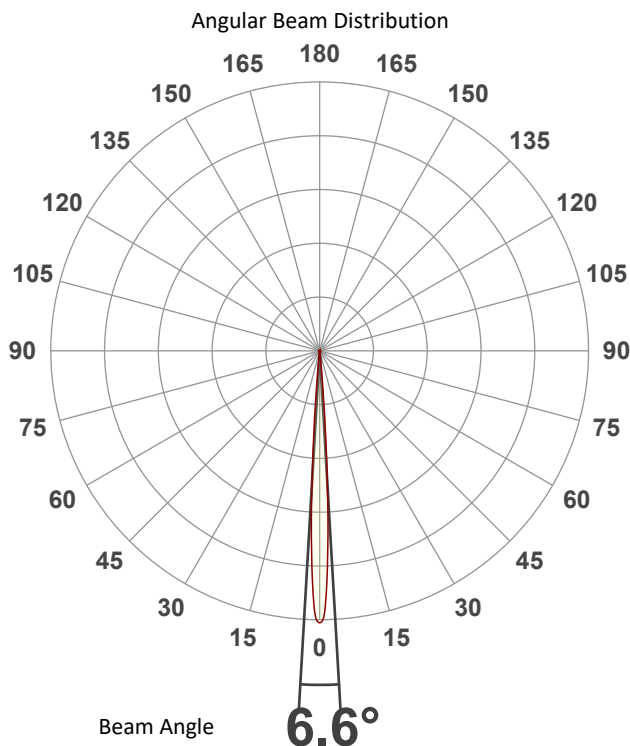


### Conditions

AC Supply: 120 V, 60 Hz  
Power: n/a W  
Current: 0.000 A  
Power Factor: n/a

This data sheet conforms to American National Standard E1.9 – 2007 (R2017). All data was measured and calculated by a Viso Systems LabSpion Goniometer at the Chauvet PD Optics Laboratory in Sunrise, FL on 4/26/2023 to LM-63-2002 Standards.

## Overall Measurement



Tested Color (CIE 1931):  
X: 0.702  
Y: 0.297

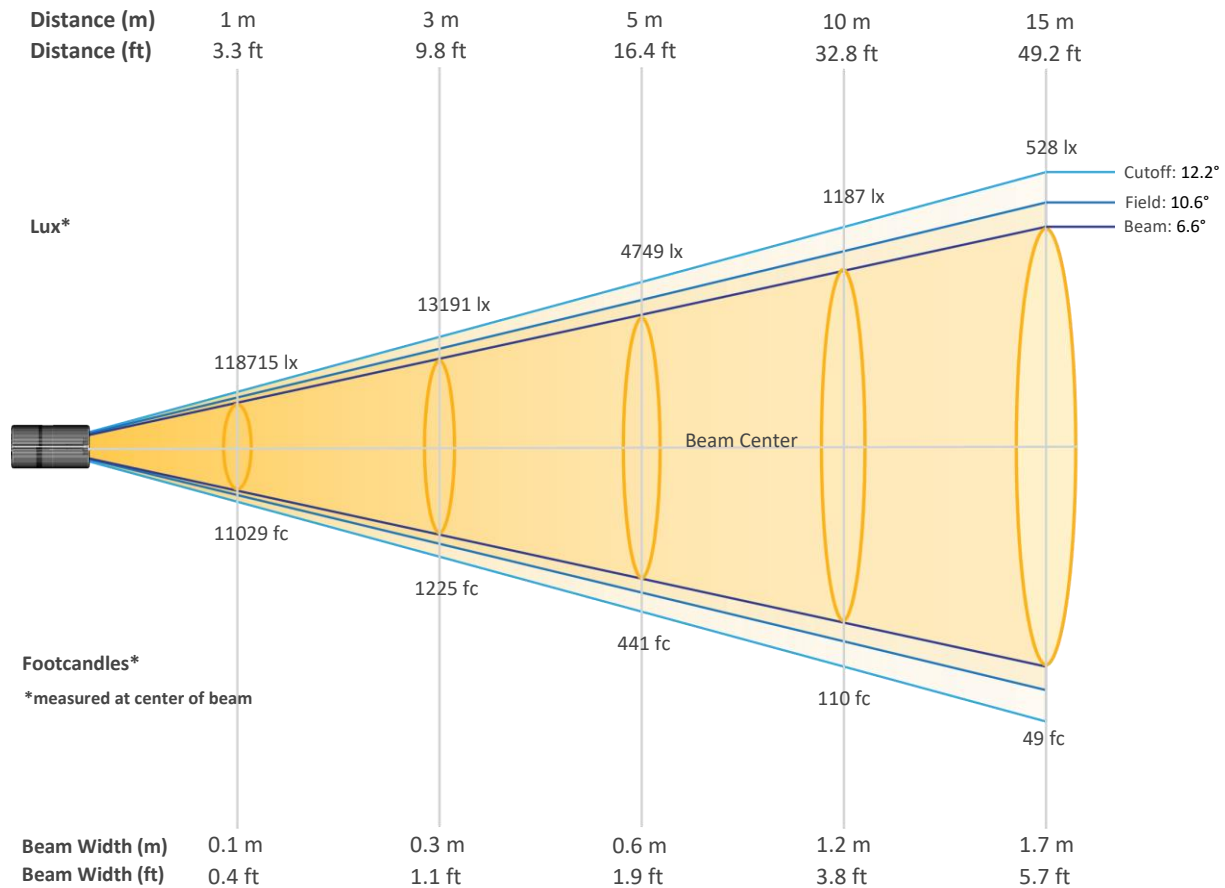
Light Quality  
CRI: 0.0

Color Temperature  
0 K

# Photometric & Chromaticity Report

COLORado PXL Curve 12: Full Spot - Red Only - Calibration On

## Beam Details

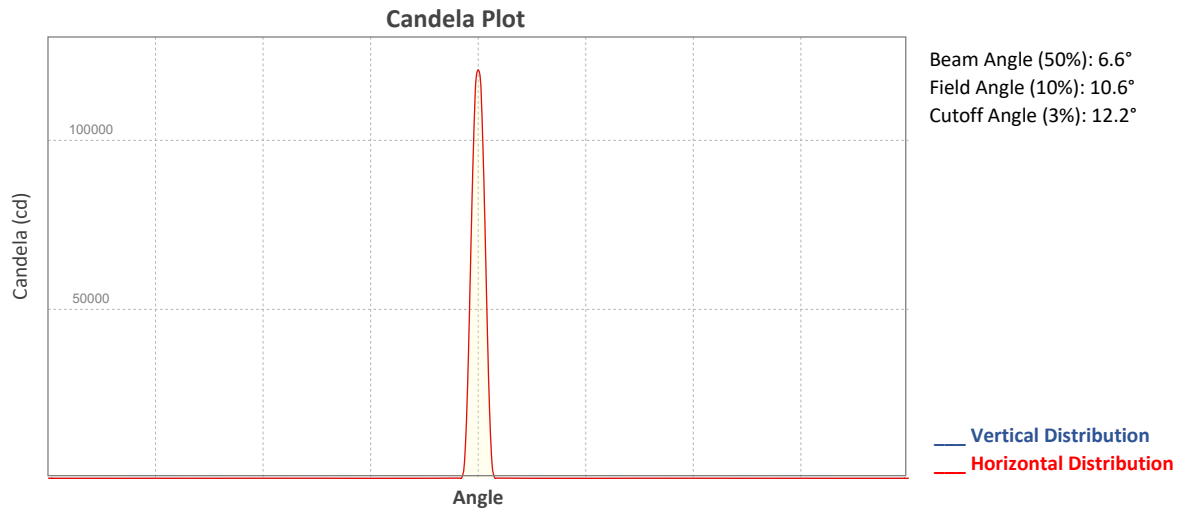


### Beam Intensities from 1-20m (3.3-65.6ft)

Distance	1m	2m	3m	4m	5m	6m	7m	8m	9m	10m
Lux	118715	29679	13191	7420	4749	3298	2423	1855	1466	1187
Distance	11m	12m	13m	14m	15m	16m	17m	18m	19m	20m
Lux	981	824	702	606	528	464	411	366	329	297
Distance	3.3ft	6.6ft	9.8ft	13.1ft	16.4ft	19.7ft	23ft	26.2ft	29.5ft	32.8ft
FC	11029	2757	1225	689	441	306	225	172	136	110
Distance	36.1ft	39.4ft	42.7ft	45.9ft	49.2ft	52.5ft	55.8ft	59.1ft	62.3ft	65.6ft
FC	91	77	65	56	49	43	38	34	31	28

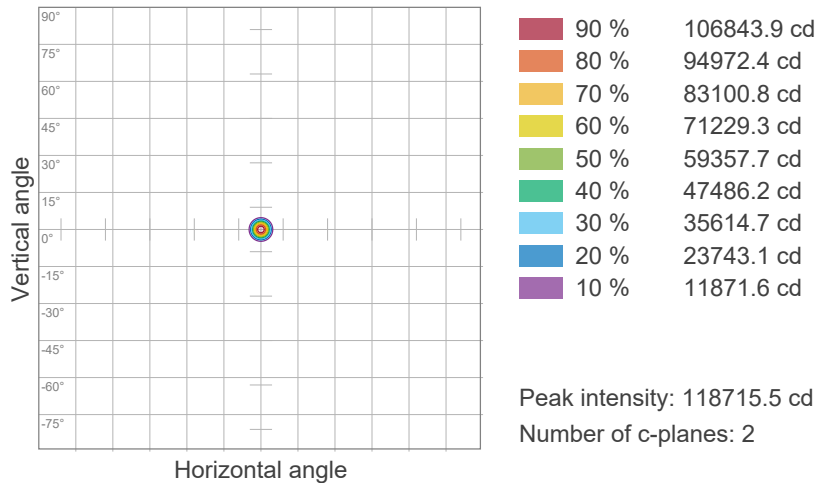
# Photometric & Chromaticity Report

COLORado PXL Curve 12: Full Spot - Red Only - Calibration On

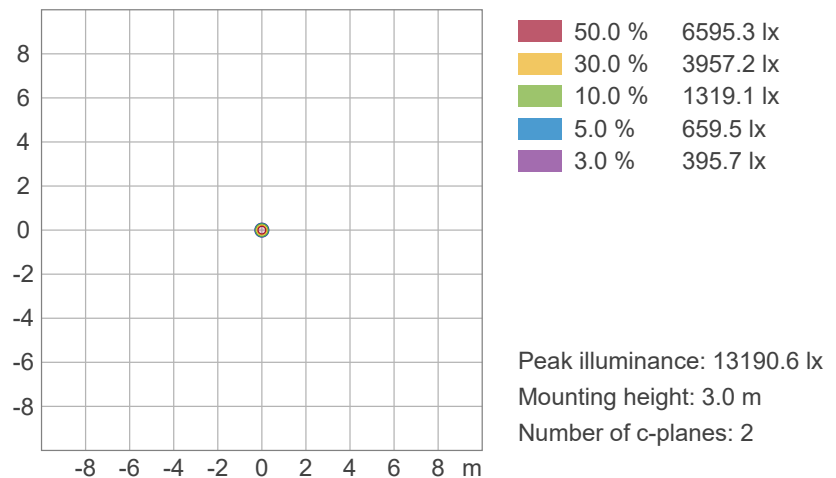


## ISO Diagrams

### ISO Candela Diagram



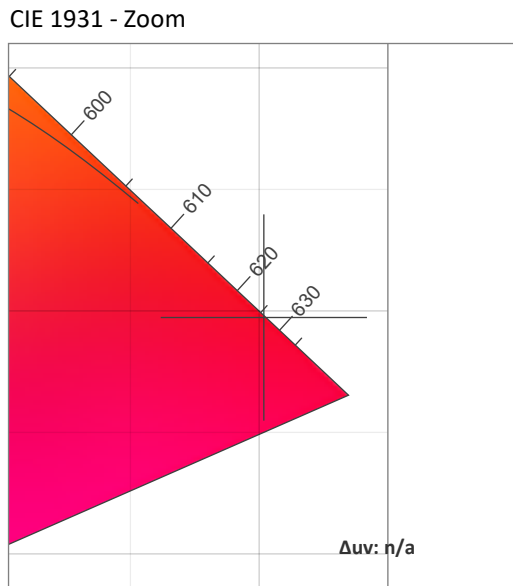
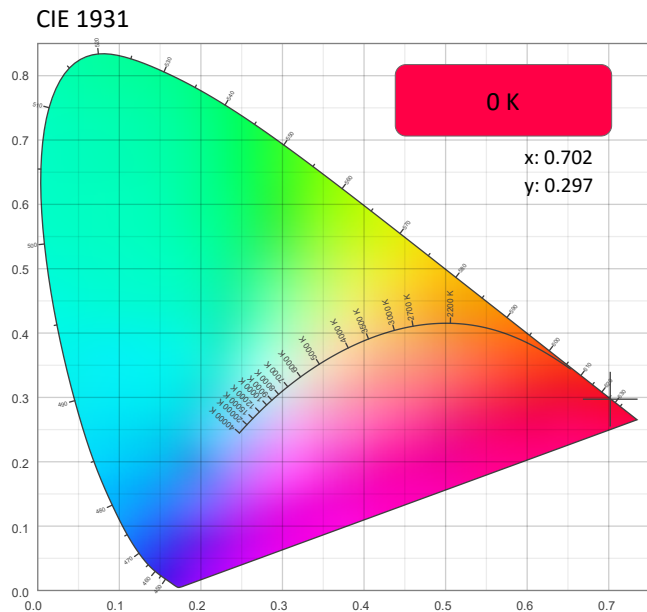
### ISO Lux Diagram



# Photometric & Chromaticity Report

COLORado PXL Curve 12: Full Spot - Red Only - Calibration On

## Chromaticity



CRI: 0.0 (R1-R8)

0	0	0	0	0	0	0	0	0	0	0	0	0	0	0
R1	R2	R3	R4	R5	R6	R7	R8	R9	R10	R11	R12	R13	R14	R15

CQS: 0.0

0	0	0	0	0	0	0	0	0	0	0	0	0	0	0
Q1	Q2	Q3	Q4	Q5	Q6	Q7	Q8	Q9	Q10	Q11	Q12	Q13	Q14	Q15

Color Parameters

Color Temperature	Color Coordinate CIE 1931	Color Coordinate CIE 1931
CCT	x	y
0 K	0.702	0.297

Color Deviation from Black Body Curve	Color Coordinate CIE 1964	Color Coordinate CIE 1964
Δuv	y	u
n/a	0.297	0.544

Color Rendering Index	Red Component	Color Quality Scale
CRI	CRI - R9	CQS
0.0	0.0	0.0

Television Lighting Consistency Index	Color Fidelity	Color Gamut
TLCI	TM30 - Rf	TM30 Rg
n/a	0.0	0.0



# Photometric & Chromaticity Report

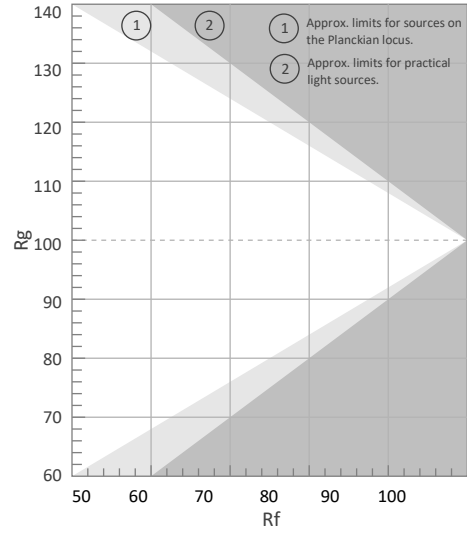
COLORado PXL Curve 12: Full Spot - Red Only - Calibration On

## TM-30 Details


**Rf 0.0**  
Fidelity Index (Rg)

**Rg 0.0**  
Gammut Index (Rg)


Hue Bin	R <sub>f</sub>	Graphic shifts (%)	
		Chroma	Hue
1	0	0%	0%
2	0	0%	0%
3	0	0%	0%
4	0	0%	0%
5	0	0%	0%
6	0	0%	0%
7	0	0%	0%
8	0	0%	0%
9	0	0%	0%
10	0	0%	0%
11	0	0%	0%
12	0	0%	0%
13	0	0%	0%
14	0	0%	0%
15	0	0%	0%
16	0	0%	0%




Color Vector Graphic



Color Distortion Graphic



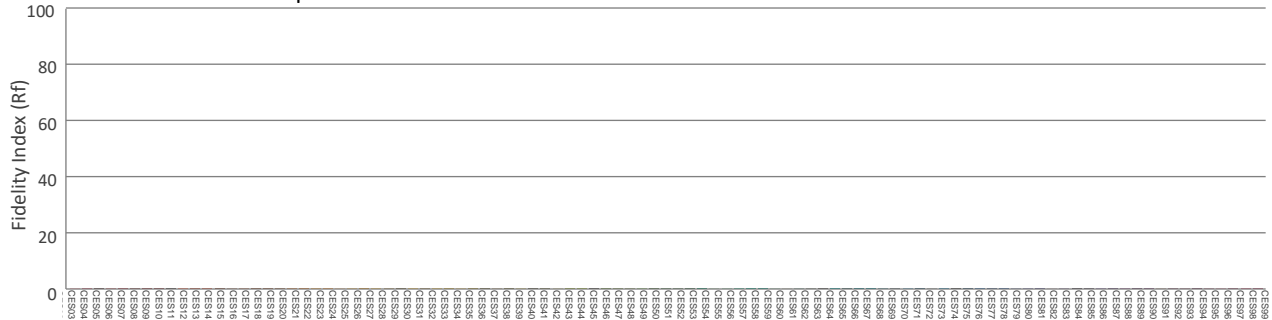
R<sub>f</sub> by Hue



Local Chroma Shift by Hue



Color Evaluation Sample



# Photometric & Chromaticity Report

COLORado PXL Curve 12: Full Spot - Green Only

## Report Summary

### Measurements

Fixture Output: 3156 lm  
Fixture Peak: 239221 cd  
Fixture Efficacy: n/a lm/W  
Intensity @ 5m: 9569 lux  
Color Temperature: 0 K  
CRI: 0.0      CRI R9 Value: 0.0  
CQS: 0.0  
TLCI: n/a  
TM-30 Rf: 0.0  
TM-30 Rg: 0.0  
Beam Angle (50%): 6.6°  
Field Angle (10%): 10°  
Cutoff Angle (3%): 11.4°

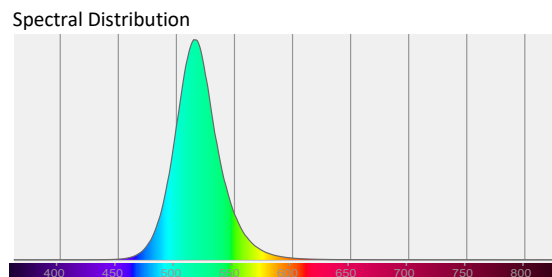
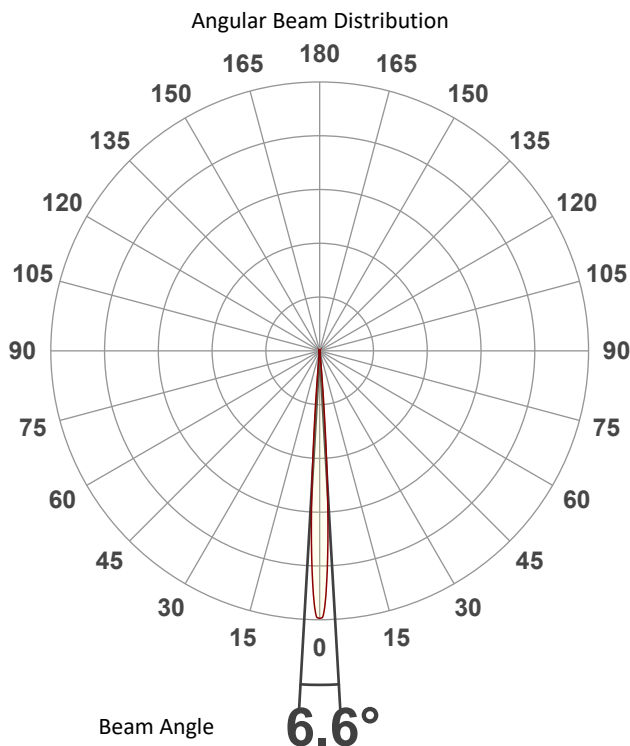


### Conditions

AC Supply: 119 V, 60 Hz  
Power: n/a W  
Current: 0.000 A  
Power Factor: n/a

This data sheet conforms to American National Standard E1.9 – 2007 (R2017). All data was measured and calculated by a Viso Systems LabSpion Goniometer at the Chauvet PD Optics Laboratory in Sunrise, FL on 4/26/2023 to LM-63-2002 Standards.

## Overall Measurement



Tested Color (CIE 1931):

X: 0.142

Y: 0.681



Light Quality

CRI: 0.0

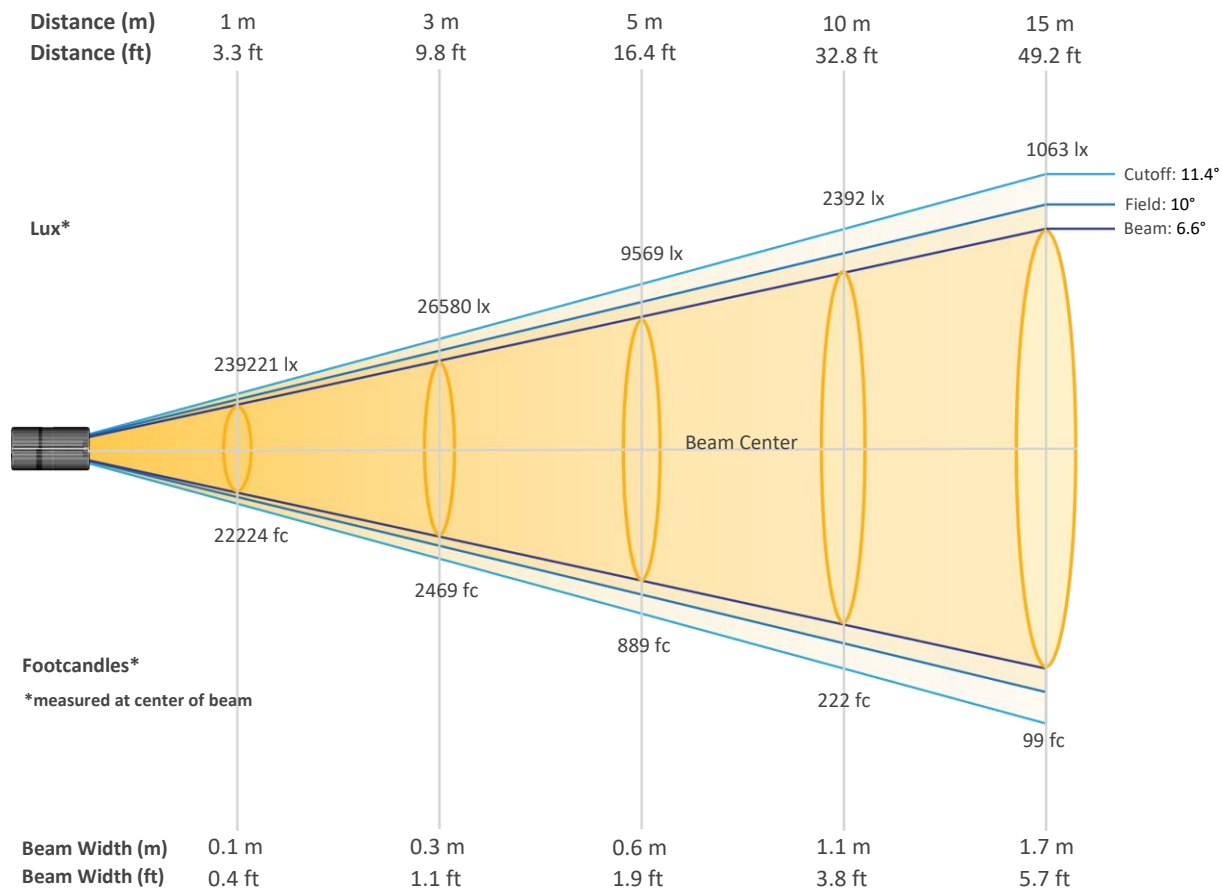
Color Temperature

0 K

# Photometric & Chromaticity Report

COLORado PXL Curve 12: Full Spot - Green Only

## Beam Details

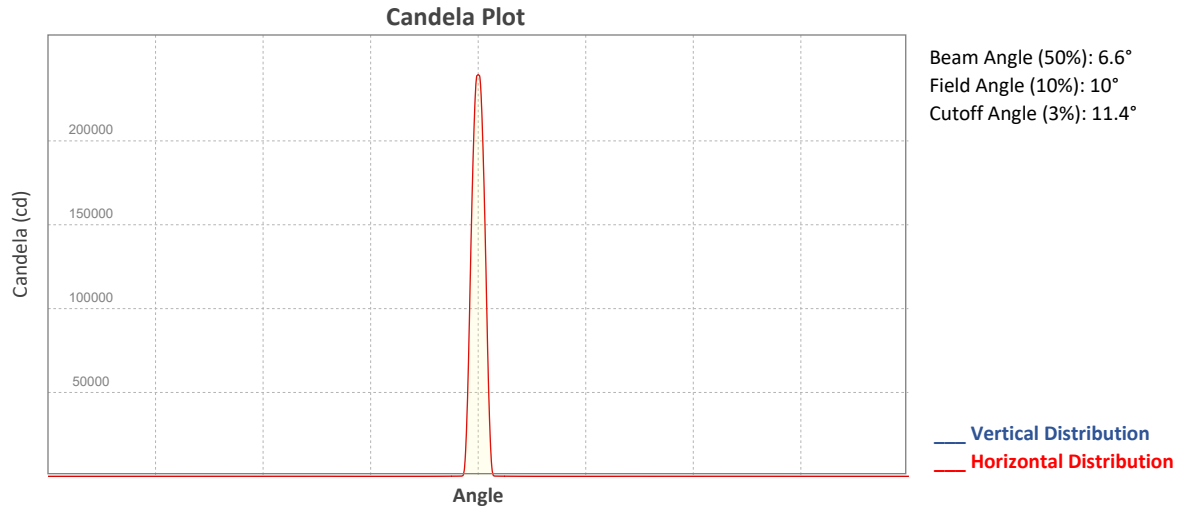


### Beam Intensities from 1-20m (3.3-65.6ft)

Distance	1m	2m	3m	4m	5m	6m	7m	8m	9m	10m
Lux	239221	59805	26580	14951	9569	6645	4882	3738	2953	2392
Distance	11m	12m	13m	14m	15m	16m	17m	18m	19m	20m
Lux	1977	1661	1416	1221	1063	934	828	738	663	598
Distance	3.3ft	6.6ft	9.8ft	13.1ft	16.4ft	19.7ft	23ft	26.2ft	29.5ft	32.8ft
FC	22224	5556	2469	1389	889	617	454	347	274	222
Distance	36.1ft	39.4ft	42.7ft	45.9ft	49.2ft	52.5ft	55.8ft	59.1ft	62.3ft	65.6ft
FC	184	154	132	113	99	87	77	69	62	56

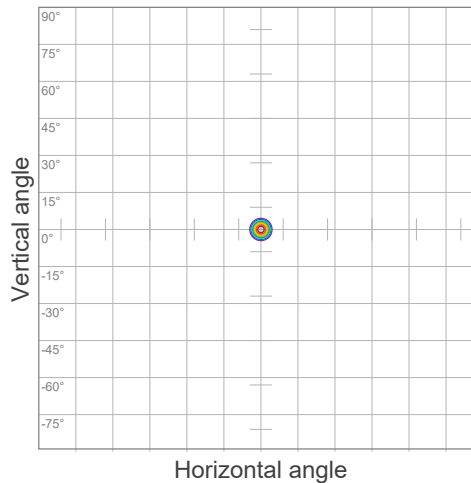
# Photometric & Chromaticity Report

COLORado PXL Curve 12: Full Spot - Green Only



## ISO Diagrams

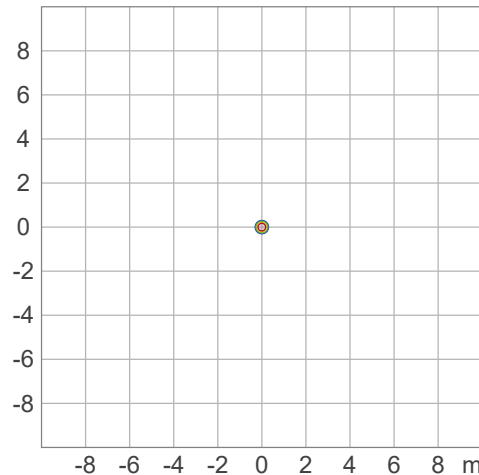
### ISO Candela Diagram



90 %	215298.7 cd
80 %	191376.6 cd
70 %	167454.5 cd
60 %	143532.5 cd
50 %	119610.4 cd
40 %	95688.3 cd
30 %	71766.2 cd
20 %	47844.2 cd
10 %	23922.1 cd

Peak intensity: 239220.8 cd  
 Number of c-planes: 2

### ISO Lux Diagram



50.0 %	13290.0 lx
30.0 %	7974.0 lx
10.0 %	2658.0 lx
5.0 %	1329.0 lx
3.0 %	797.4 lx

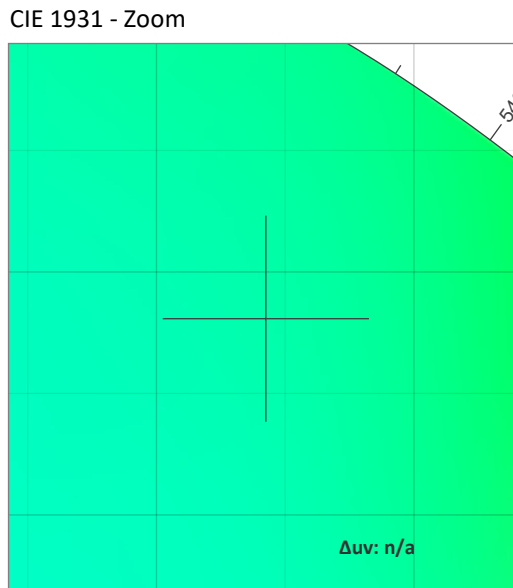
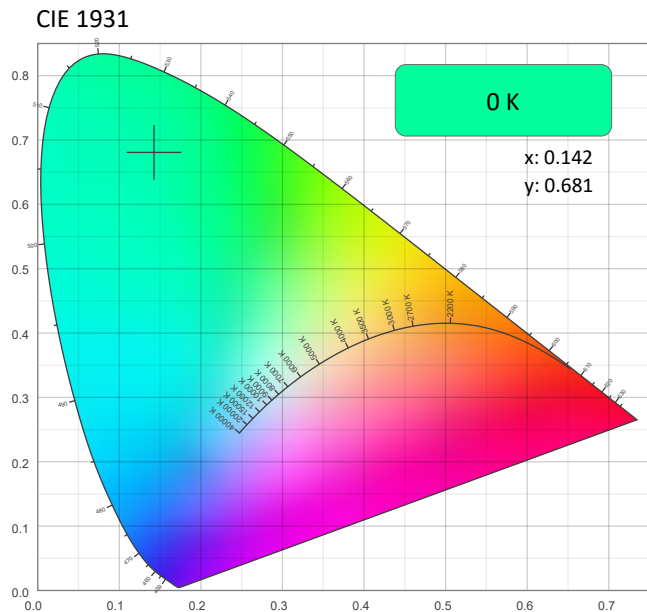
Peak illuminance: 26580.1 lx  
 Mounting height: 3.0 m  
 Number of c-planes: 2



# Photometric & Chromaticity Report

COLORado PXL Curve 12: Full Spot - Green Only

## Chromaticity



CRI: 0.0 (R1-R8)

0	0	0	0	0	0	0	0	0	0	0	0	0	0	0
R1	R2	R3	R4	R5	R6	R7	R8	R9	R10	R11	R12	R13	R14	R15

CQS: 0.0

0	0	0	0	0	0	0	0	0	0	0	0	0	0	0
Q1	Q2	Q3	Q4	Q5	Q6	Q7	Q8	Q9	Q10	Q11	Q12	Q13	Q14	Q15

Color Parameters

Color Temperature	Color Coordinate CIE 1931	Color Coordinate CIE 1931
CCT	x	y
0 K	0.142	0.681

Color Deviation from Black Body Curve	Color Coordinate CIE 1964	Color Coordinate CIE 1964
Δuv	y	u
n/a	0.681	0.052

Color Rendering Index	Red Component	Color Quality Scale
CRI	CRI - R9	CQS
0.0	0.0	0.0

Television Lighting Consistency Index	Color Fidelity	Color Gamut
TLCI	TM30 - Rf	TM30 Rg
n/a	0.0	0.0



# Photometric & Chromaticity Report

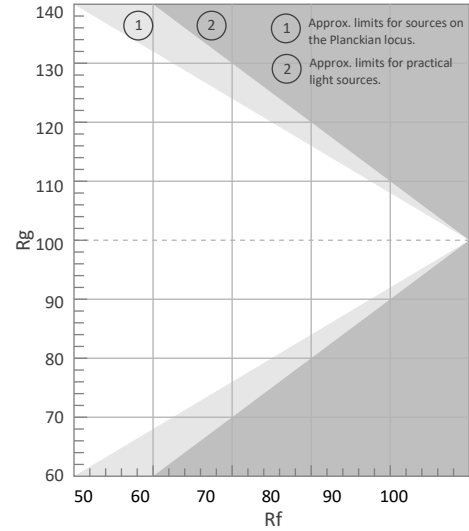
COLORado PXL Curve 12: Full Spot - Green Only

## TM-30 Details


**Rf 0.0**  
Fidelity Index  
(Rg)

**Rg 0.0**  
Gammut Index (Rg)


Hue Bin	R <sub>f</sub>	Graphic shifts (%)	
		Chroma	Hue
1	0	0%	0%
2	0	0%	0%
3	0	0%	0%
4	0	0%	0%
5	0	0%	0%
6	0	0%	0%
7	0	0%	0%
8	0	0%	0%
9	0	0%	0%
10	0	0%	0%
11	0	0%	0%
12	0	0%	0%
13	0	0%	0%
14	0	0%	0%
15	0	0%	0%
16	0	0%	0%



Color Vector Graphic




Color Distortion Graphic



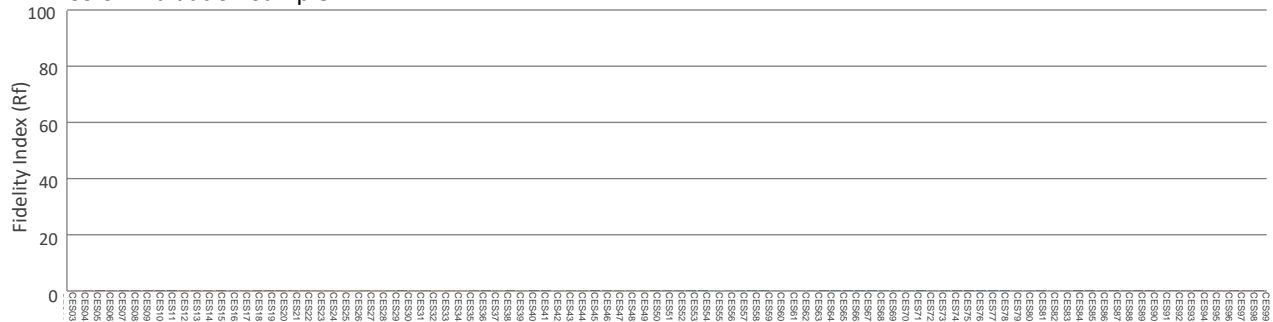
Rf by Hue



Local Chroma Shift by Hue



Color Evaluation Sample



# Photometric & Chromaticity Report

COLORado PXL Curve 12: Full Spot - Green Only - Calibration On

## Report Summary

### Measurements

Fixture Output: 3093 lm  
Fixture Peak: 234642 cd  
Fixture Efficacy: n/a lm/W  
Intensity @ 5m: 9386 lux  
Color Temperature: 0 K  
CRI: 0.0      CRI R9 Value: 0.0  
CQS: 0.0  
TLCI: n/a  
TM-30 Rf: 0.0  
TM-30 Rg: 0.0  
Beam Angle (50%): 6.6°  
Field Angle (10%): 10°  
Cutoff Angle (3%): 11.4°

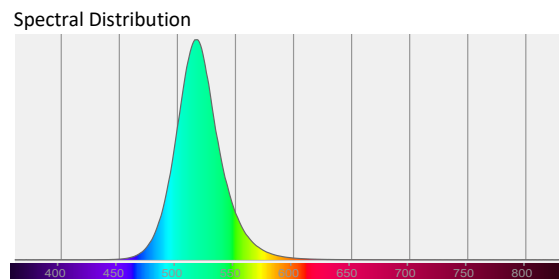
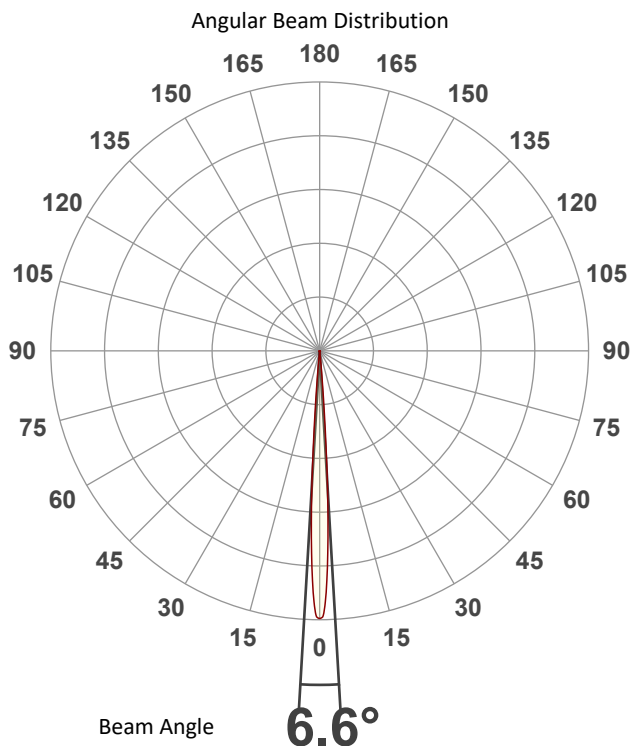


### Conditions

AC Supply: 120 V, 60 Hz  
Power: n/a W  
Current: 0.000 A  
Power Factor: n/a

This data sheet conforms to American National Standard E1.9 – 2007 (R2017). All data was measured and calculated by a Viso Systems LabSpion Goniometer at the Chauvet PD Optics Laboratory in Sunrise, FL on 4/26/2023 to LM-63-2002 Standards.

## Overall Measurement



Tested Color (CIE 1931):

X: 0.144

Y: 0.681



Light Quality

CRI: 0.0

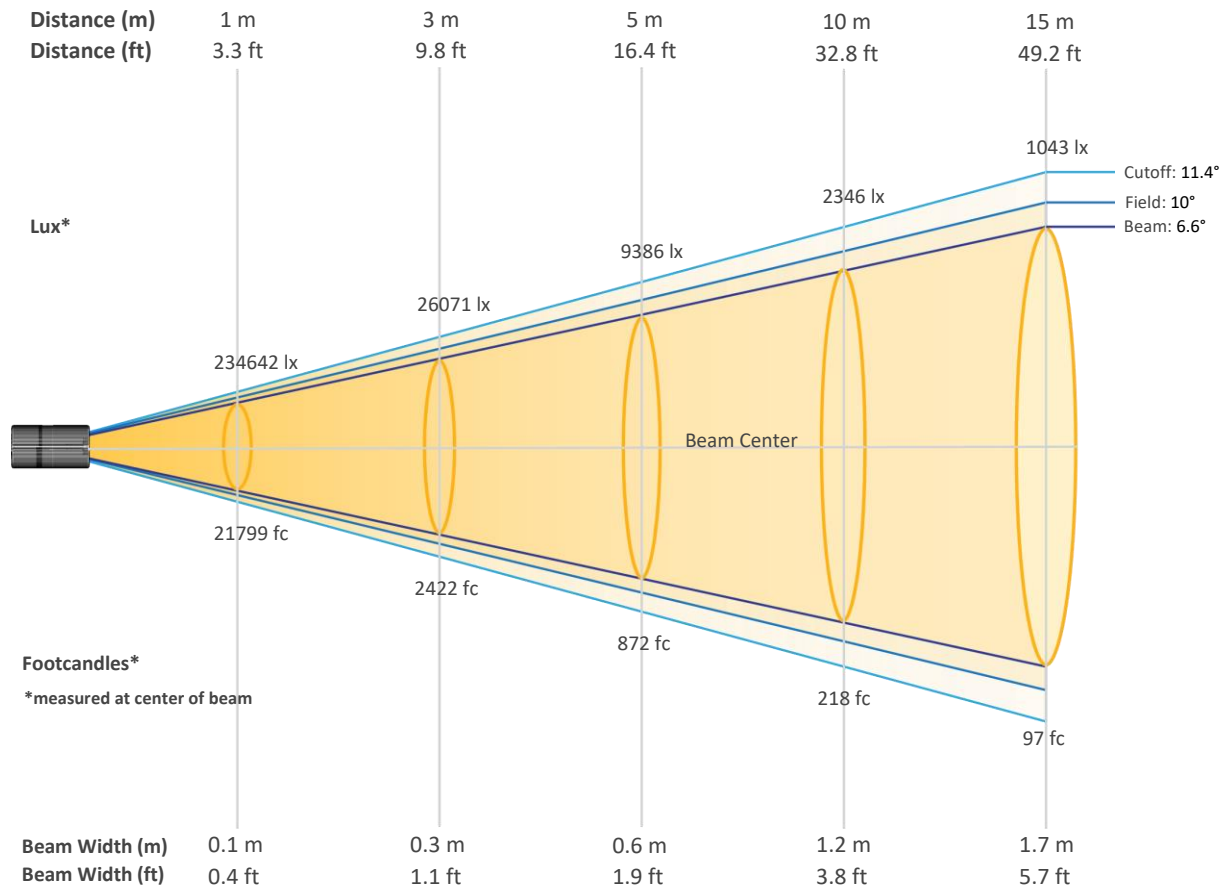
Color Temperature

0 K

# Photometric & Chromaticity Report

COLORado PXL Curve 12: Full Spot - Green Only - Calibration On

## Beam Details

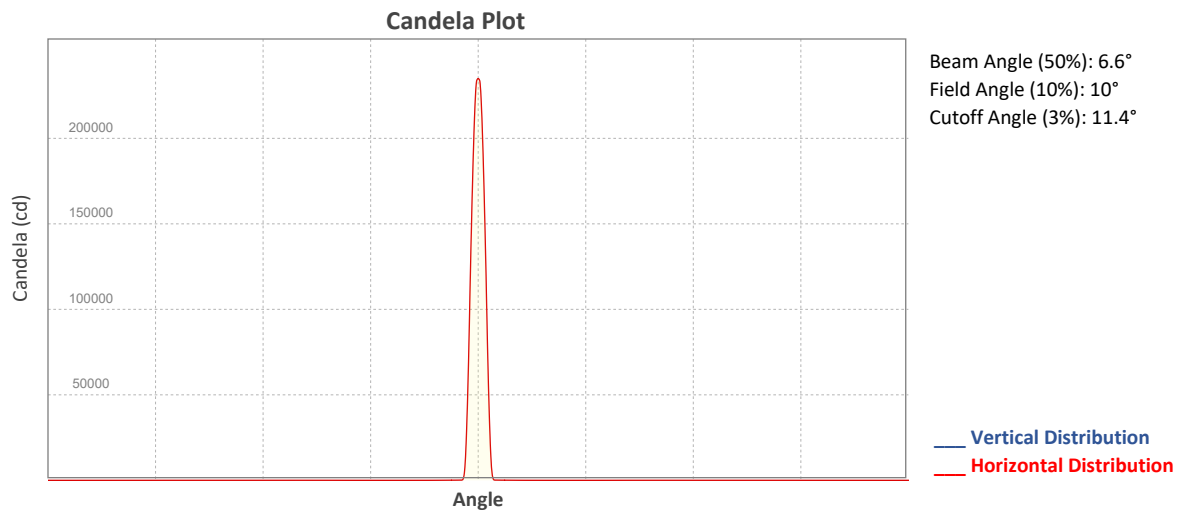


### Beam Intensities from 1-20m (3.3-65.6ft)

Distance	1m	2m	3m	4m	5m	6m	7m	8m	9m	10m
Lux	234642	58660	26071	14665	9386	6518	4789	3666	2897	2346
Distance	11m	12m	13m	14m	15m	16m	17m	18m	19m	20m
Lux	1939	1629	1388	1197	1043	917	812	724	650	587
Distance	3.3ft	6.6ft	9.8ft	13.1ft	16.4ft	19.7ft	23ft	26.2ft	29.5ft	32.8ft
FC	21799	5450	2422	1362	872	606	445	341	269	218
Distance	36.1ft	39.4ft	42.7ft	45.9ft	49.2ft	52.5ft	55.8ft	59.1ft	62.3ft	65.6ft
FC	180	151	129	111	97	85	75	67	60	54

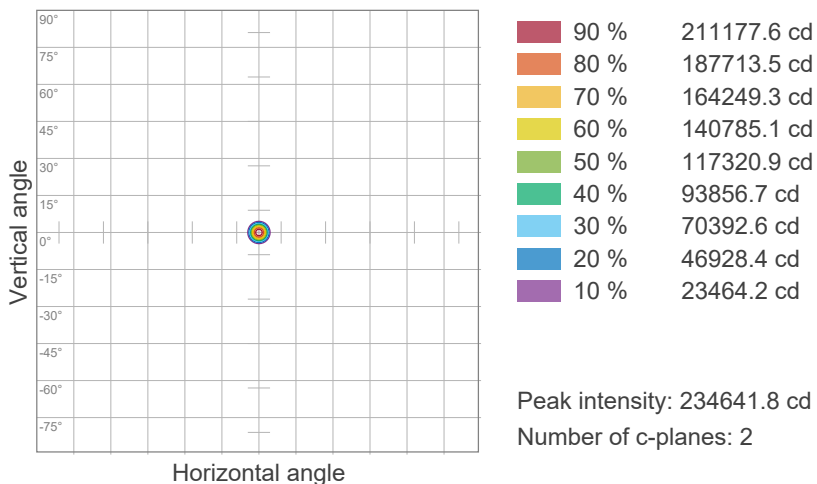
# Photometric & Chromaticity Report

COLORado PXL Curve 12: Full Spot - Green Only - Calibration On

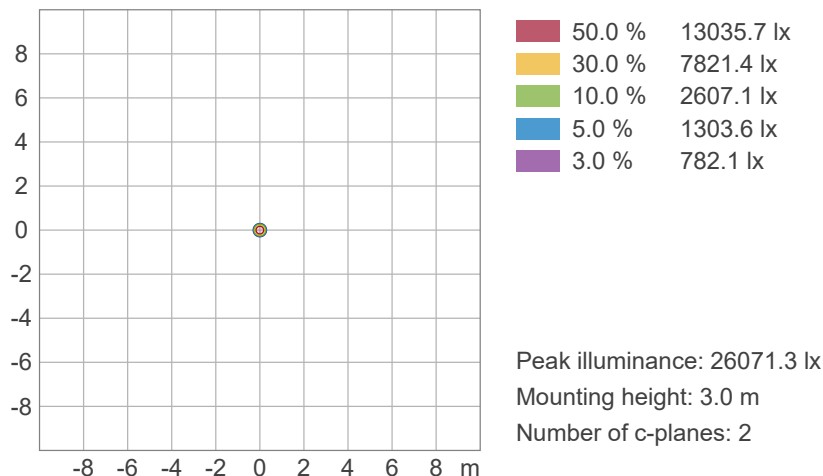


## ISO Diagrams

ISO Candela Diagram



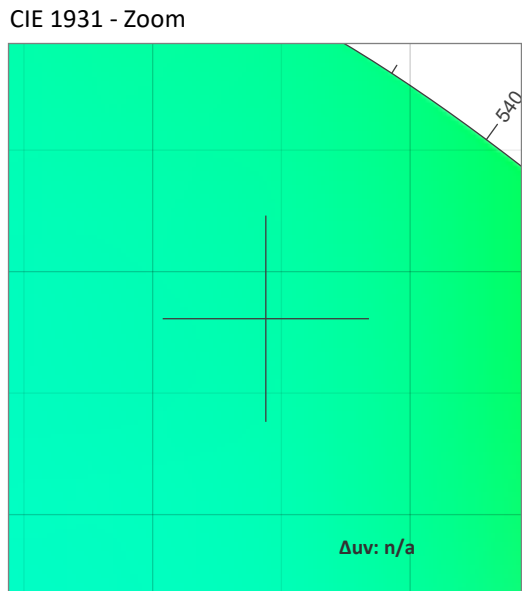
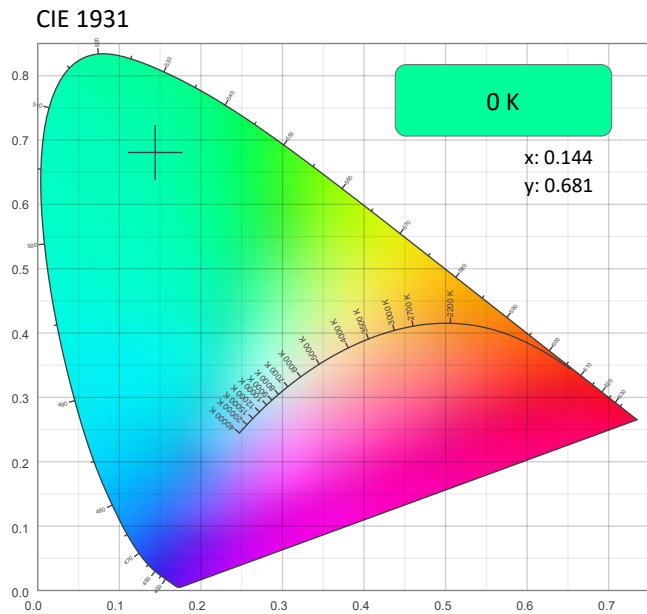
ISO Lux Diagram



# Photometric & Chromaticity Report

COLORado PXL Curve 12: Full Spot - Green Only - Calibration On

## Chromaticity



CRI: 0.0 (R1-R8)

0	0	0	0	0	0	0	0	0	0	0	0	0	0	0	0
R1	R2	R3	R4	R5	R6	R7	R8	R9	R10	R11	R12	R13	R14	R15	

CQS: 0.0

0	0	0	0	0	0	0	0	0	0	0	0	0	0	0	0
Q1	Q2	Q3	Q4	Q5	Q6	Q7	Q8	Q9	Q10	Q11	Q12	Q13	Q14	Q15	

Color Parameters

Color Temperature	Color Coordinate CIE 1931	Color Coordinate CIE 1931
CCT	x	y
0 K	0.144	0.681

Color Deviation from Black Body Curve	Color Coordinate CIE 1964	Color Coordinate CIE 1964
Δuv	y	u
n/a	0.681	0.053

Color Rendering Index	Red Component	Color Quality Scale
CRI	CRI - R9	CQS
0.0	0.0	0.0

Television Lighting Consistency Index	Color Fidelity	Color Gamut
TLCI	TM30 - Rf	TM30 Rg
n/a	0.0	0.0



# Photometric & Chromaticity Report

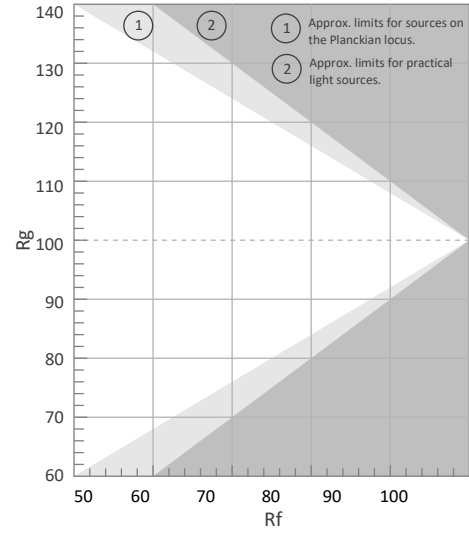
COLORado PXL Curve 12: Full Spot - Green Only - Calibration On

## TM-30 Details


**Rf 0.0**  
Fidelity Index (Rg)

**Rg 0.0**  
Gammut Index (Rg)


Hue Bin	R <sub>f</sub>	Graphic shifts (%)	
		Chroma	Hue
1	0	0%	0%
2	0	0%	0%
3	0	0%	0%
4	0	0%	0%
5	0	0%	0%
6	0	0%	0%
7	0	0%	0%
8	0	0%	0%
9	0	0%	0%
10	0	0%	0%
11	0	0%	0%
12	0	0%	0%
13	0	0%	0%
14	0	0%	0%
15	0	0%	0%
16	0	0%	0%




Color Vector Graphic



Color Distortion Graphic



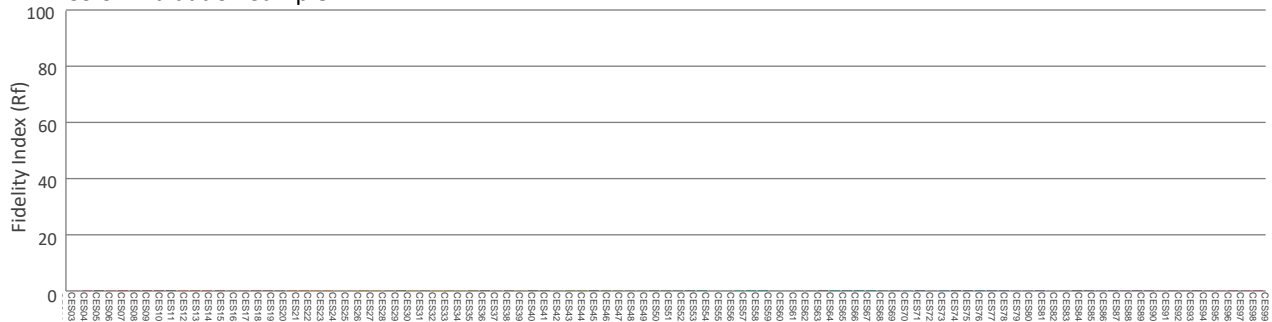
R<sub>f</sub> by Hue



Local Chroma Shift by Hue



Color Evaluation Sample



# Photometric & Chromaticity Report

COLORado PXL Curve 12: Full Spot - Blue Only

## Report Summary

### Measurements

Fixture Output: 1639 lm  
Fixture Peak: 79835 cd  
Fixture Efficacy: n/a lm/W  
Intensity @ 5m: 3193 lux  
Color Temperature: 0 K  
CRI: 0.0      CRI R9 Value: 0.0  
CQS: 0.0  
TLCI: n/a  
TM-30 Rf: 0.0  
TM-30 Rg: 0.0  
Beam Angle (50%): 6.7°  
Field Angle (10%): 9.9°  
Cutoff Angle (3%): 11.1°

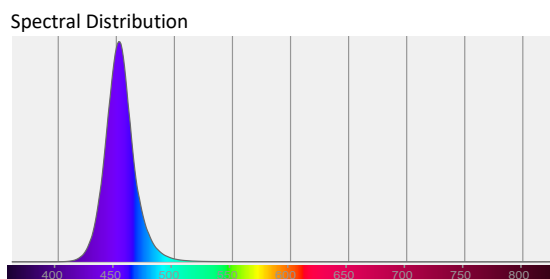
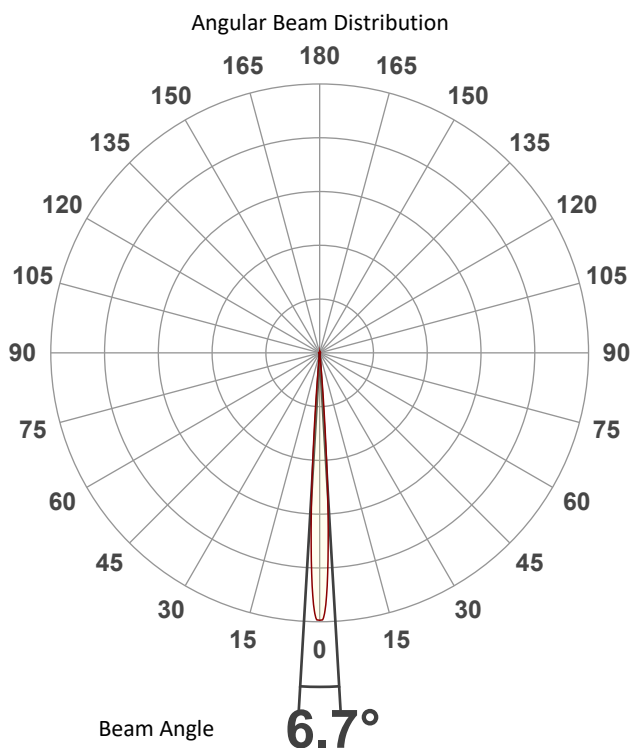


### Conditions

AC Supply: 120 V, 60 Hz  
Power: n/a W  
Current: 0.000 A  
Power Factor: n/a

This data sheet conforms to American National Standard E1.9 – 2007 (R2017). All data was measured and calculated by a Viso Systems LabSpion Goniometer at the Chauvet PD Optics Laboratory in Sunrise, FL on 4/26/2023 to LM-63-2002 Standards.

## Overall Measurement



Tested Color (CIE 1931):

X: 0.151

Y: 0.029



Light Quality

CRI: 0.0

Color Temperature

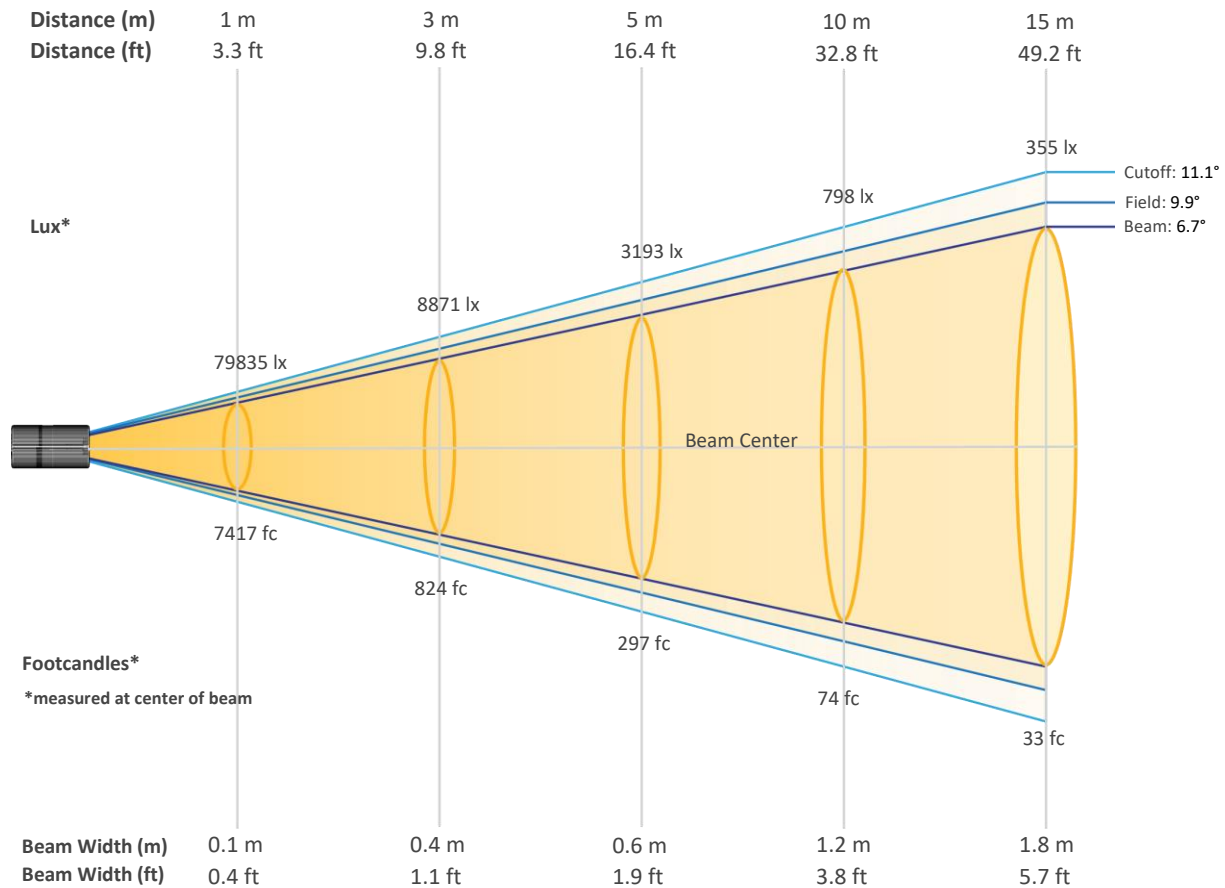
0 K



# Photometric & Chromaticity Report

COLORado PXL Curve 12: Full Spot - Blue Only

## Beam Details

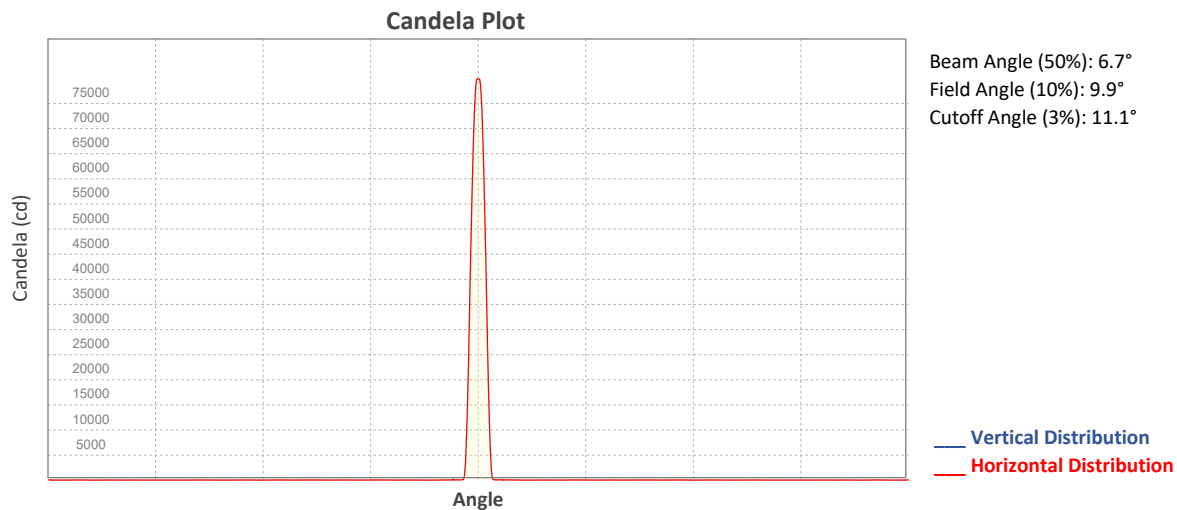


### Beam Intensities from 1-20m (3.3-65.6ft)

Distance	1m	2m	3m	4m	5m	6m	7m	8m	9m	10m
Lux	79835	19959	8871	4990	3193	2218	1629	1247	986	798
Distance	11m	12m	13m	14m	15m	16m	17m	18m	19m	20m
Lux	660	554	472	407	355	312	276	246	221	200
Distance	3.3ft	6.6ft	9.8ft	13.1ft	16.4ft	19.7ft	23ft	26.2ft	29.5ft	32.8ft
FC	7417	1854	824	464	297	206	151	116	92	74
Distance	36.1ft	39.4ft	42.7ft	45.9ft	49.2ft	52.5ft	55.8ft	59.1ft	62.3ft	65.6ft
FC	61	52	44	38	33	29	26	23	21	19

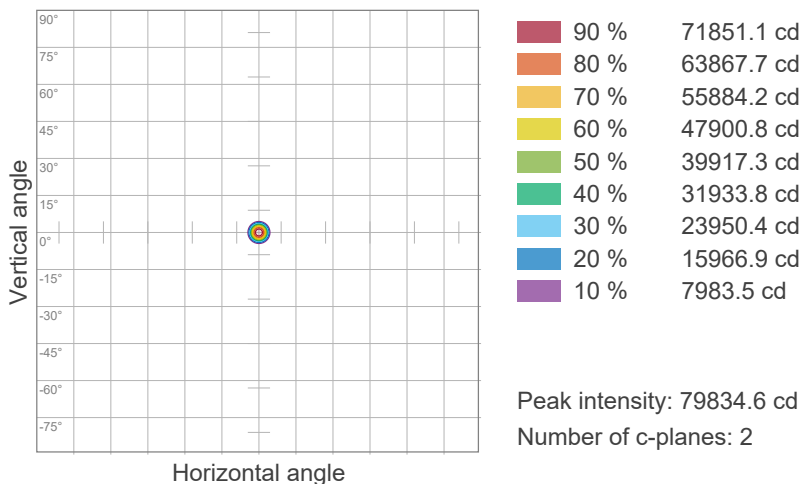
# Photometric & Chromaticity Report

COLORado PXL Curve 12: Full Spot - Blue Only

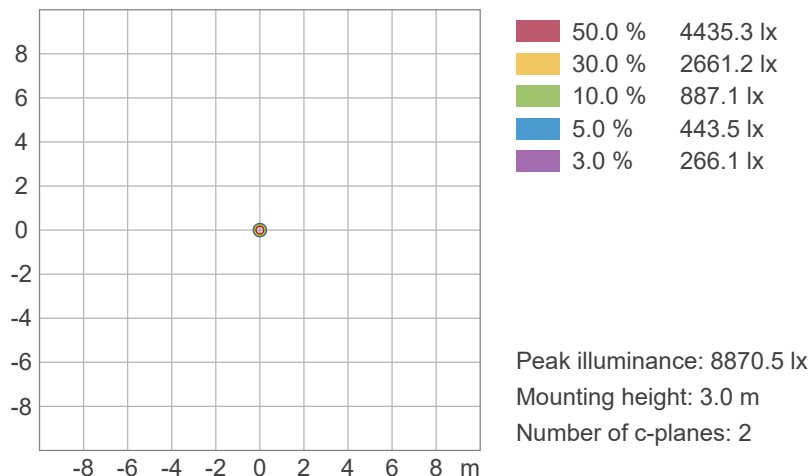


## ISO Diagrams

ISO Candela Diagram



ISO Lux Diagram





# Photometric & Chromaticity Report

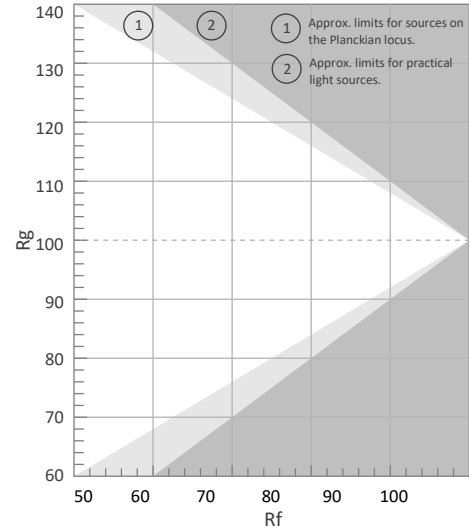
COLORado PXL Curve 12: Full Spot - Blue Only

## TM-30 Details


**Rf 0.0**  
Fidelity Index  
(Rg)

**Rg 0.0**  
Gammut Index (Rg)


Hue Bin	R <sub>f</sub>	Graphic shifts (%)	
		Chroma	Hue
1	0	0%	0%
2	0	0%	0%
3	0	0%	0%
4	0	0%	0%
5	0	0%	0%
6	0	0%	0%
7	0	0%	0%
8	0	0%	0%
9	0	0%	0%
10	0	0%	0%
11	0	0%	0%
12	0	0%	0%
13	0	0%	0%
14	0	0%	0%
15	0	0%	0%
16	0	0%	0%




Color Vector Graphic




Color Distortion Graphic



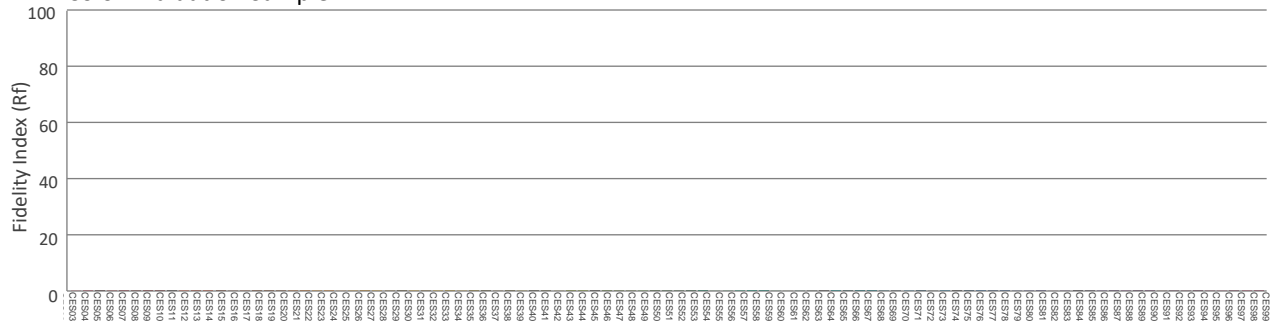
Rf by Hue



Local Chroma Shift by Hue



Color Evaluation Sample



# Photometric & Chromaticity Report

COLORado PXL Curve 12: Full Spot - Blue Only - Calibration On

## Report Summary

### Measurements

Fixture Output: 1373 lm  
Fixture Peak: 78327 cd  
Fixture Efficacy: n/a lm/W  
Intensity @ 5m: 3133 lux  
Color Temperature: 0 K  
CRI: 0.0      CRI R9 Value: 0.0  
CQS: 0.0  
TLCI: n/a  
TM-30 Rf: 0.0  
TM-30 Rg: 0.0  
Beam Angle (50%): 6.7°  
Field Angle (10%): 10°  
Cutoff Angle (3%): 11.7°

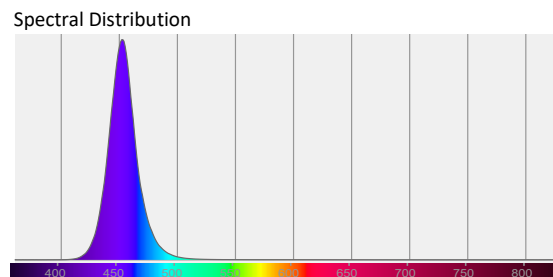
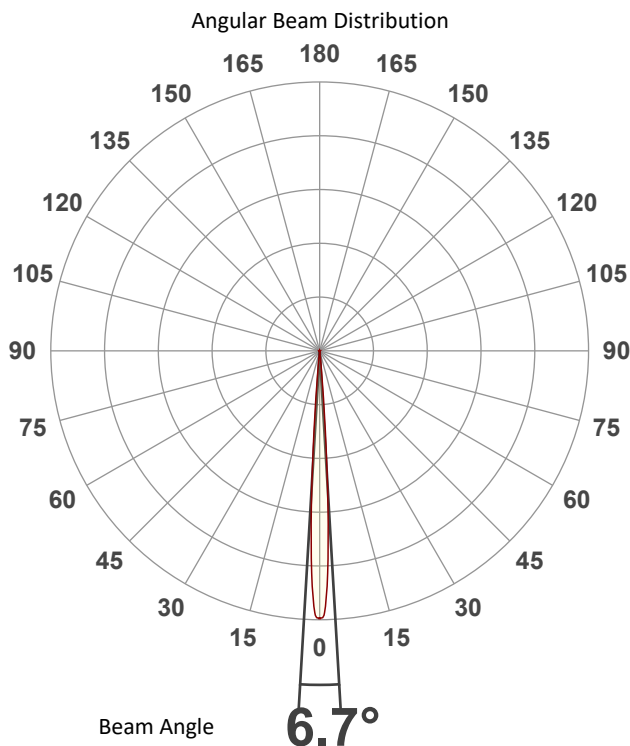


### Conditions

AC Supply: 119 V, 60 Hz  
Power: n/a W  
Current: 0.000 A  
Power Factor: n/a

This data sheet conforms to American National Standard E1.9 – 2007 (R2017). All data was measured and calculated by a Viso Systems LabSpion Goniometer at the Chauvet PD Optics Laboratory in Sunrise, FL on 4/26/2023 to LM-63-2002 Standards.


## Overall Measurement



Tested Color (CIE 1931):

X: 0.151

Y: 0.029



Light Quality

CRI: 0.0

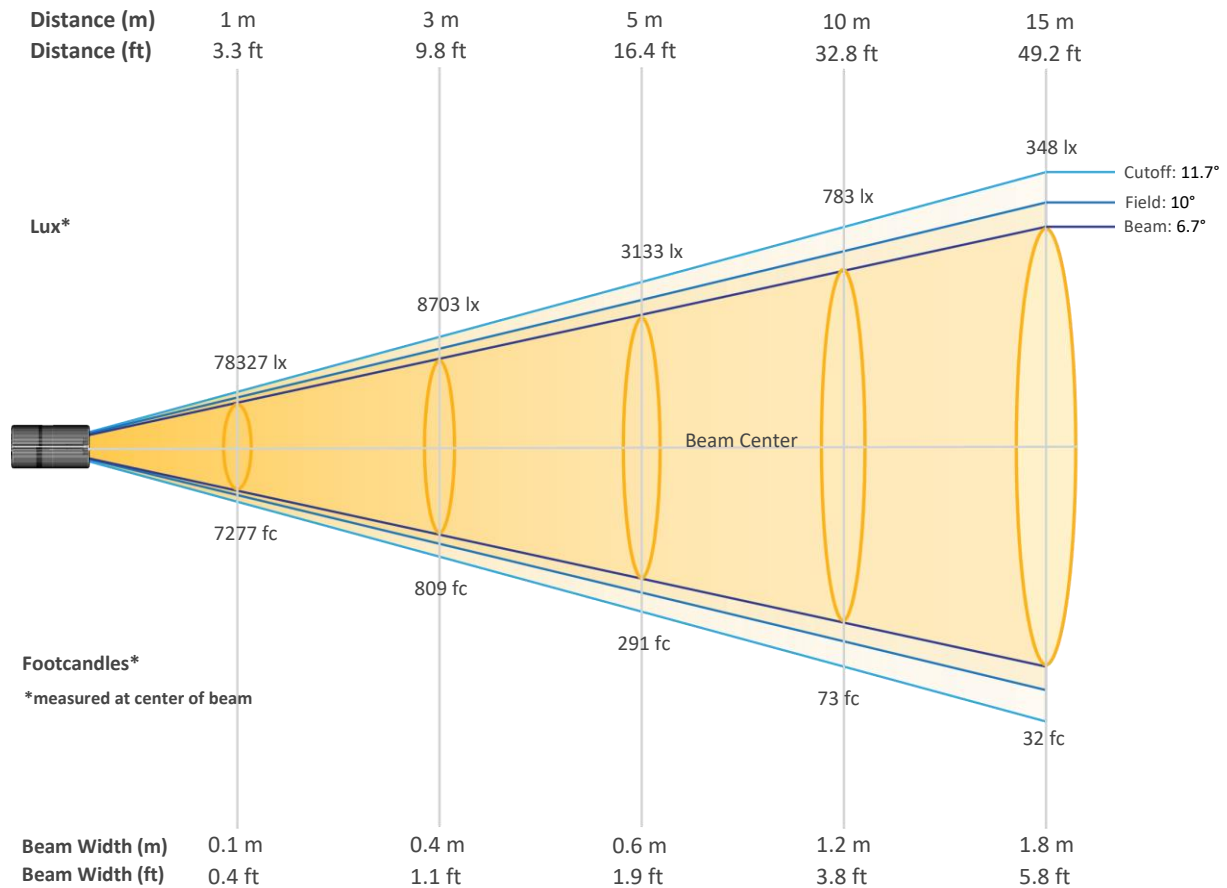
Color Temperature

0 K

# Photometric & Chromaticity Report

COLORado PXL Curve 12: Full Spot - Blue Only - Calibration On

## Beam Details

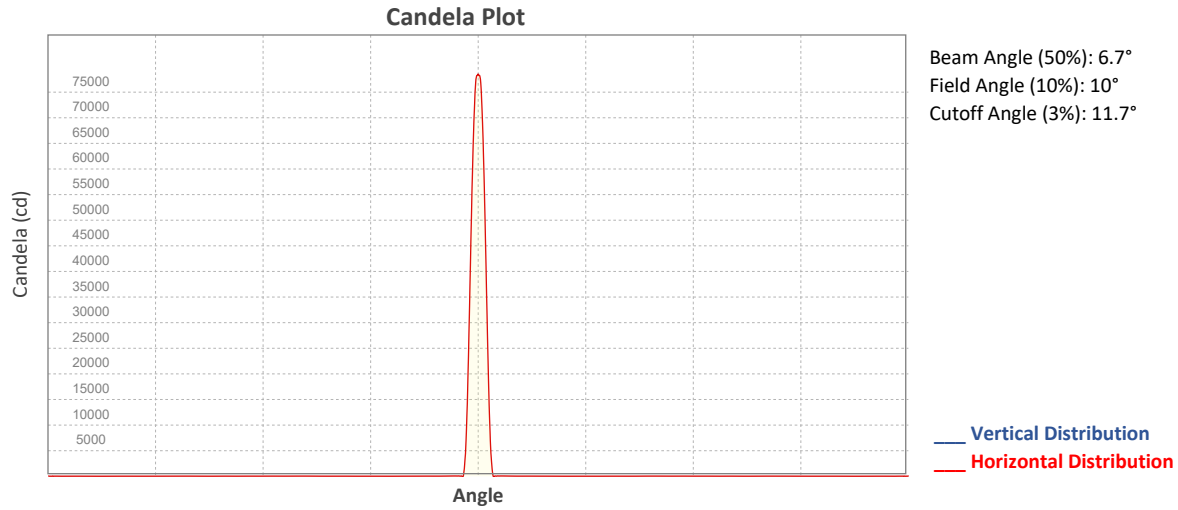


### Beam Intensities from 1-20m (3.3-65.6ft)

Distance	1m	2m	3m	4m	5m	6m	7m	8m	9m	10m
Lux	78327	19582	8703	4895	3133	2176	1599	1224	967	783
Distance	11m	12m	13m	14m	15m	16m	17m	18m	19m	20m
Lux	647	544	463	400	348	306	271	242	217	196
Distance	3.3ft	6.6ft	9.8ft	13.1ft	16.4ft	19.7ft	23ft	26.2ft	29.5ft	32.8ft
FC	7277	1819	809	455	291	202	149	114	90	73
Distance	36.1ft	39.4ft	42.7ft	45.9ft	49.2ft	52.5ft	55.8ft	59.1ft	62.3ft	65.6ft
FC	60	51	43	37	32	28	25	22	20	18

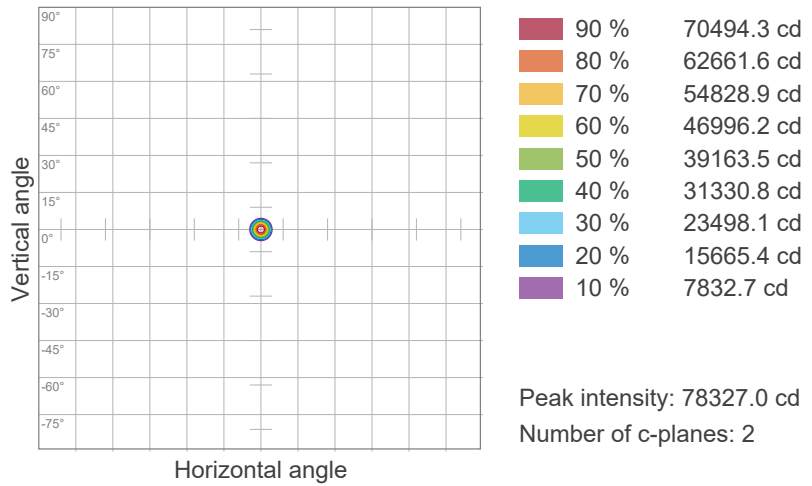
# Photometric & Chromaticity Report

COLORado PXL Curve 12: Full Spot - Blue Only - Calibration On

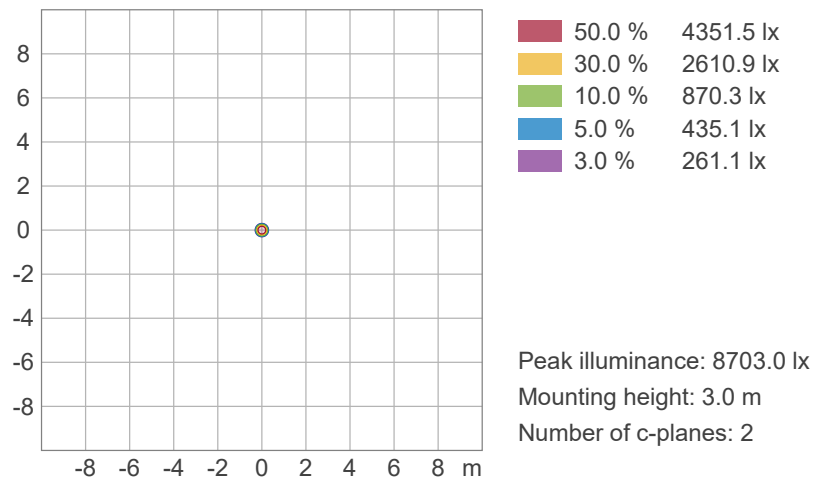


## ISO Diagrams

ISO Candela Diagram



ISO Lux Diagram







# Photometric & Chromaticity Report

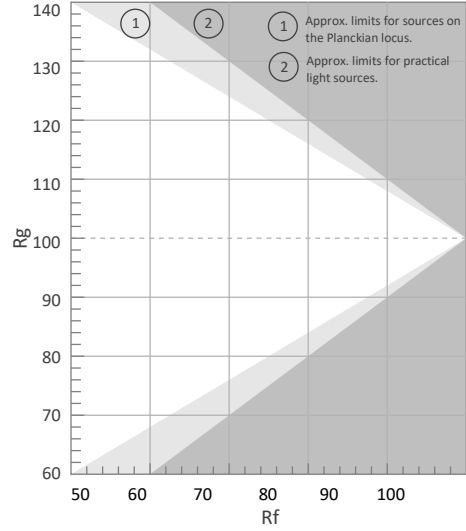
COLORado PXL Curve 12: Full Spot - Blue Only - Calibration On

## TM-30 Details


**Rf 0.0**  
Fidelity Index (Rg)

**Rg 0.0**  
Gammut Index (Rg)

Hue Bin	R <sub>f</sub>	Graphic shifts (%)	
		Chroma	Hue
1	0	0%	0%
2	0	0%	0%
3	0	0%	0%
4	0	0%	0%
5	0	0%	0%
6	0	0%	0%
7	0	0%	0%
8	0	0%	0%
9	0	0%	0%
10	0	0%	0%
11	0	0%	0%
12	0	0%	0%
13	0	0%	0%
14	0	0%	0%
15	0	0%	0%
16	0	0%	0%




Color Vector Graphic



Color Distortion Graphic



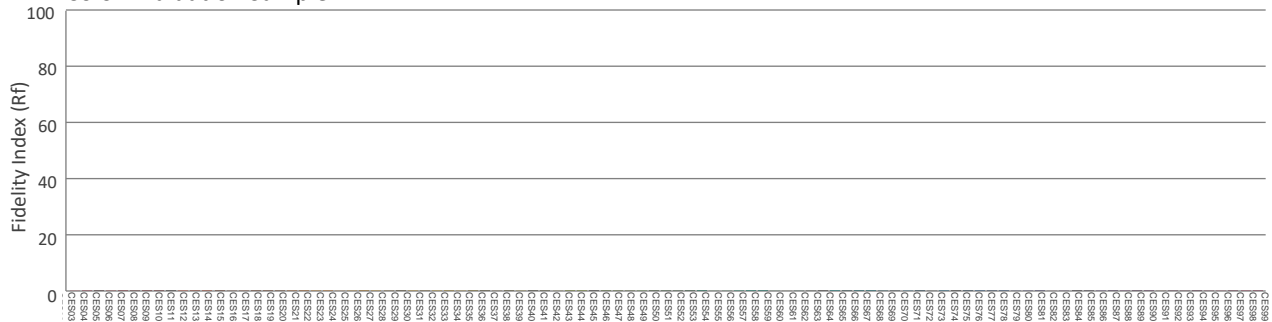
R<sub>f</sub> by Hue



Local Chroma Shift by Hue



Color Evaluation Sample



# Photometric & Chromaticity Report

COLORado PXL Curve 12: Full Spot - White Only

## Report Summary

### Measurements

Fixture Output: 4706 lm  
Fixture Peak: 360355 cd  
Fixture Efficacy: n/a lm/W  
Intensity @ 5m: 14414 lux  
Color Temperature: 8975 K  
CRI: 72.6    CRI R9 Value: 9.8  
CQS: 66.0  
TLCI: 43  
TM-30 Rf: 66.8  
TM-30 Rg: 98.0  
Beam Angle (50%): 6.5°  
Field Angle (10%): 10.1°  
Cutoff Angle (3%): 11.5°

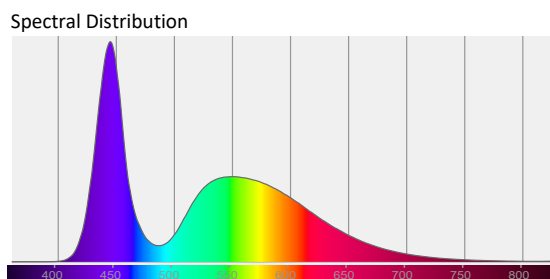
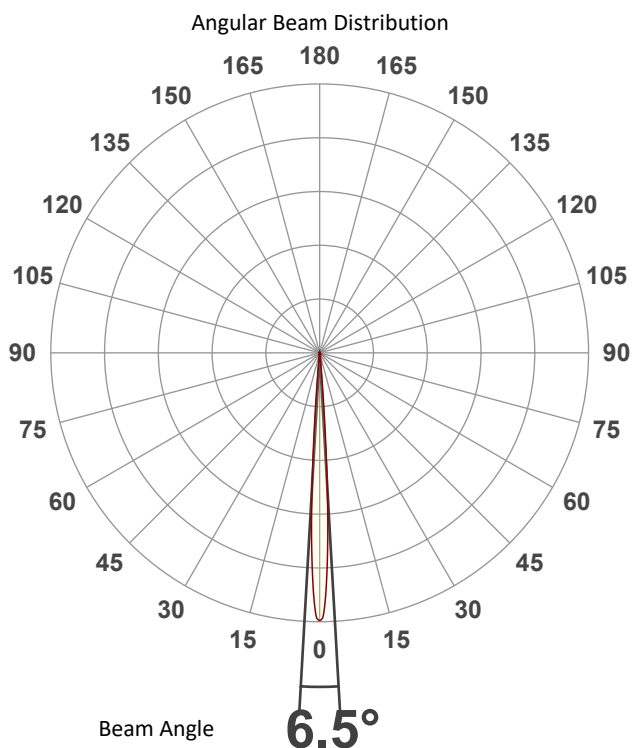


### Conditions

AC Supply: 119 V, 60 Hz  
Power: n/a W  
Current: 0.000 A  
Power Factor: n/a

This data sheet conforms to American National Standard E1.9 – 2007 (R2017). All data was measured and calculated by a Viso Systems LabSpion Goniometer at the Chauvet PD Optics Laboratory in Sunrise, FL on 4/26/2023 to LM-63-2002 Standards.


## Overall Measurement



Tested Color (CIE 1931):

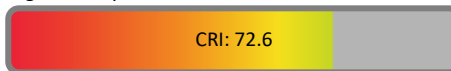
X: 0.293

Y: 0.283



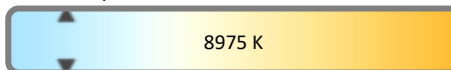
Light Quality

CRI: 72.6



Color Temperature

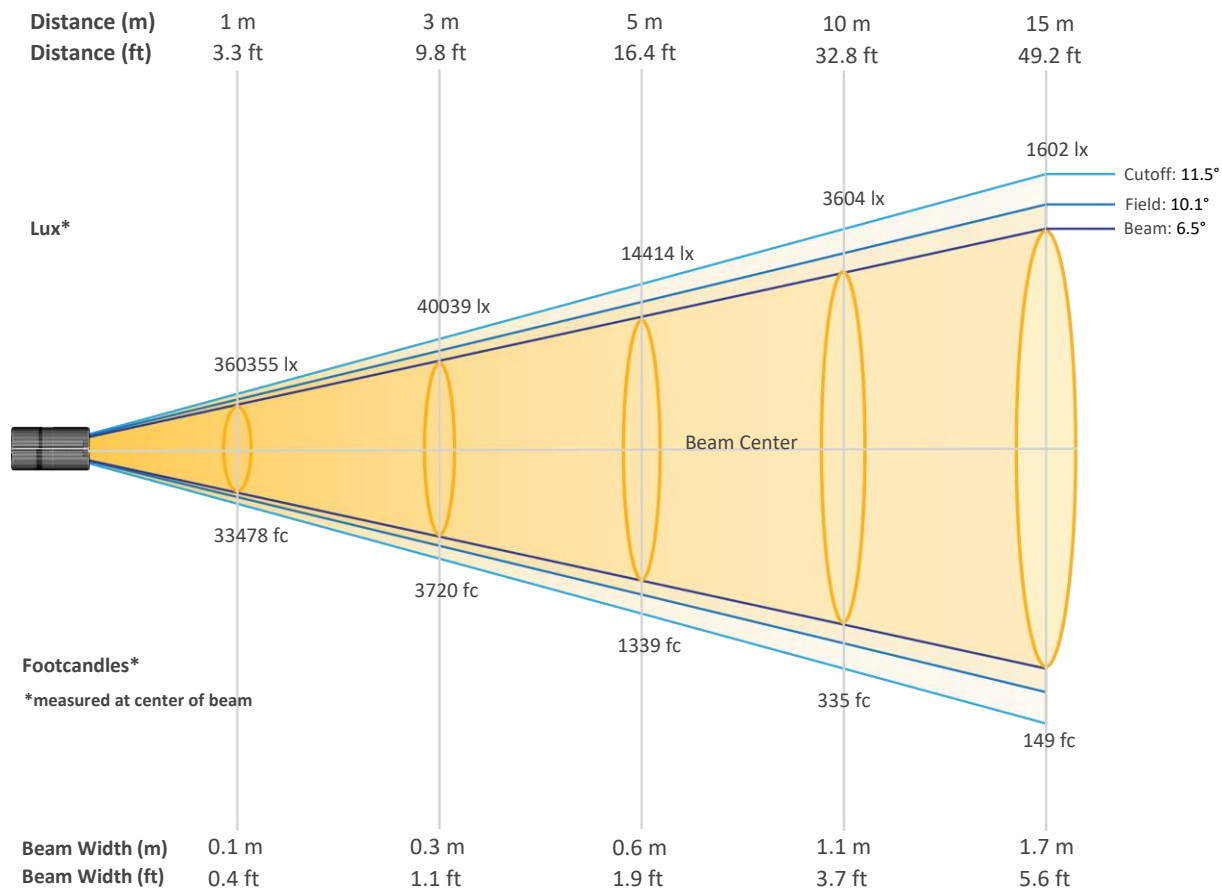
8975 K



# Photometric & Chromaticity Report

COLORado PXL Curve 12: Full Spot - White Only

## Beam Details

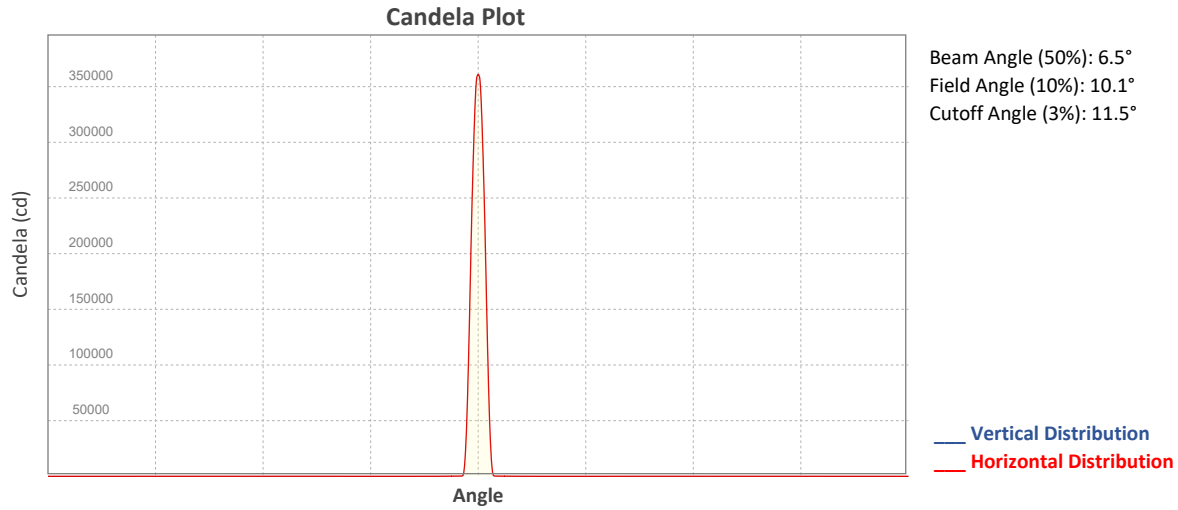


### Beam Intensities from 1-20m (3.3-65.6ft)

Distance	1m	2m	3m	4m	5m	6m	7m	8m	9m	10m
Lux	360355	90089	40039	22522	14414	10010	7354	5631	4449	3604
Distance	11m	12m	13m	14m	15m	16m	17m	18m	19m	20m
Lux	2978	2502	2132	1839	1602	1408	1247	1112	998	901
Distance	3.3ft	6.6ft	9.8ft	13.1ft	16.4ft	19.7ft	23ft	26.2ft	29.5ft	32.8ft
FC	33478	8370	3720	2092	1339	930	683	523	413	335
Distance	36.1ft	39.4ft	42.7ft	45.9ft	49.2ft	52.5ft	55.8ft	59.1ft	62.3ft	65.6ft
FC	277	232	198	171	149	131	116	103	93	84

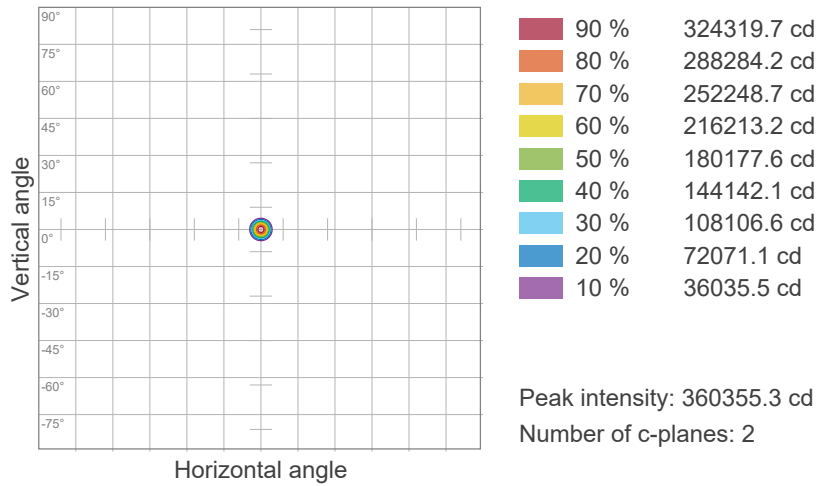
# Photometric & Chromaticity Report

COLORado PXL Curve 12: Full Spot - White Only

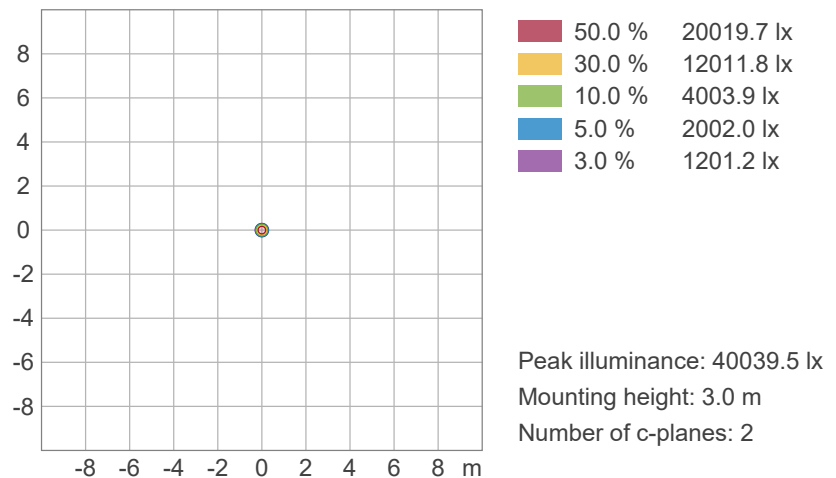


## ISO Diagrams

### ISO Candela Diagram



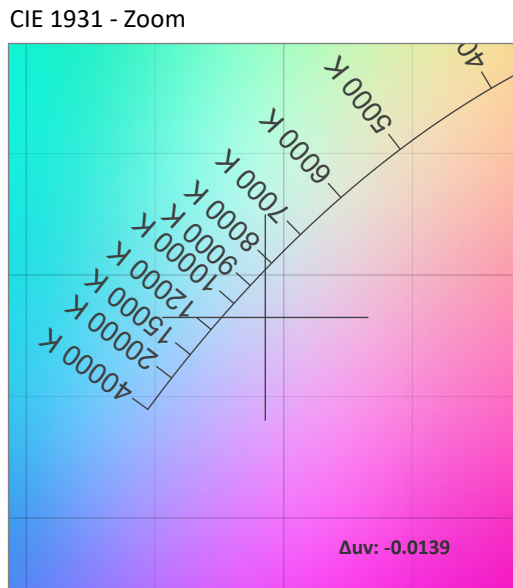
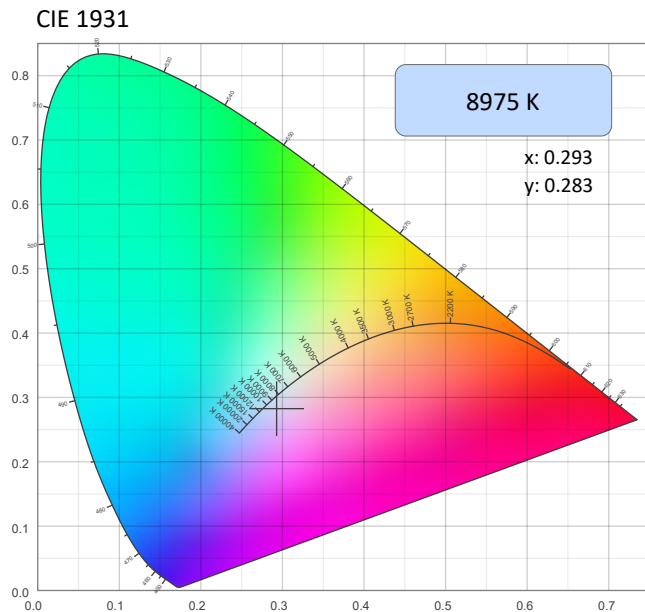
### ISO Lux Diagram



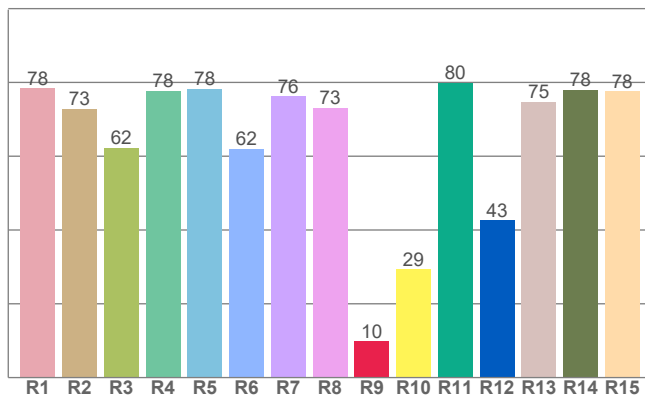
# Photometric & Chromaticity Report

COLORado PXL Curve 12: Full Spot - White Only

## Chromaticity



CRI: 72.6 (R1-R8)

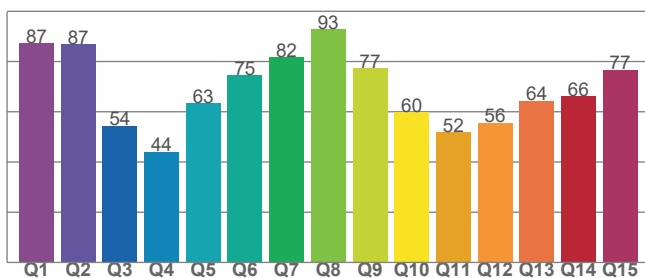


Color Parameters

Color Temperature	Color Coordinate CIE 1931	Color Coordinate CIE 1931
CCT	x	y
8975 K	0.293	0.283

Color Deviation from Black Body Curve	Color Coordinate CIE 1964	Color Coordinate CIE 1964
$\Delta uv$	y	u
-0.0139	0.283	0.202

CQS: 66.0



Color Rendering Index	Red Component	Color Quality Scale
CRI	CRI - R9	CQS
72.6	9.8	66.0

Television Lighting Consistency Index	Color Fidelity	Color Gamut
TLCI	TM30 - Rf	TM30 Rg
43	66.8	98.0

# Photometric & Chromaticity Report

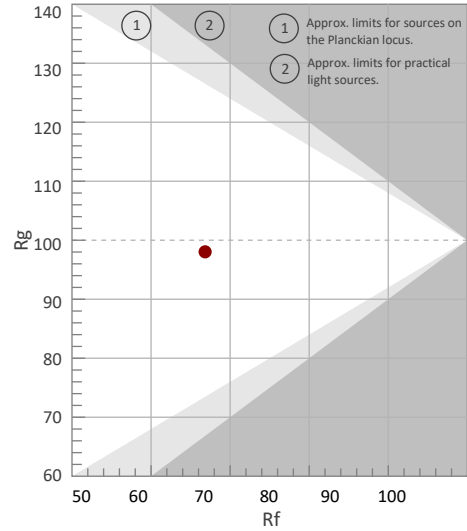
COLORado PXL Curve 12: Full Spot - White Only

## TM-30 Details

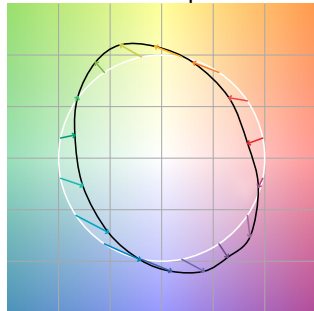
**Rf 66.8**  
Fidelity Index (Rg)

**Rg 98.0**  
Gammut Index (Rg)

Hue Bin	R <sub>f</sub>	Graphic shifts (%)	
		Chroma	Hue
1	73	-15%	-2%
2	68	-13%	13%
3	55	-6%	26%
4	58	5%	27%
5	63	16%	18%
6	80	13%	2%
7	92	1%	-4%
8	78	-13%	-6%
9	71	-20%	11%
10	54	-17%	31%
11	25	-7%	38%
12	58	6%	31%
13	70	16%	19%
14	75	16%	0%
15	76	14%	-16%
16	82	-3%	-9%



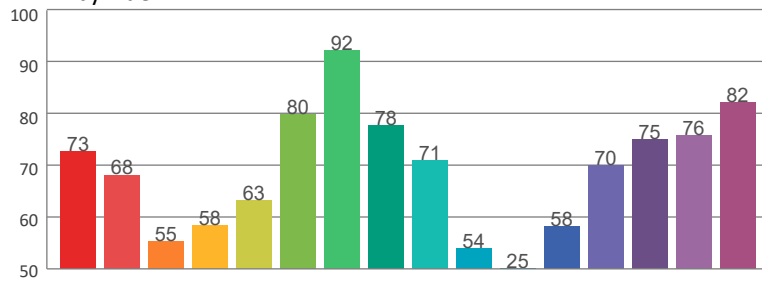
Color Vector Graphic



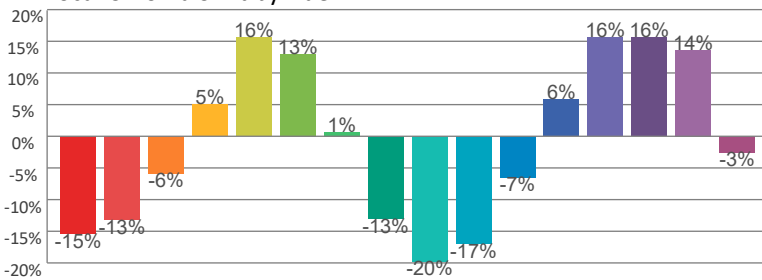
Color Distortion Graphic



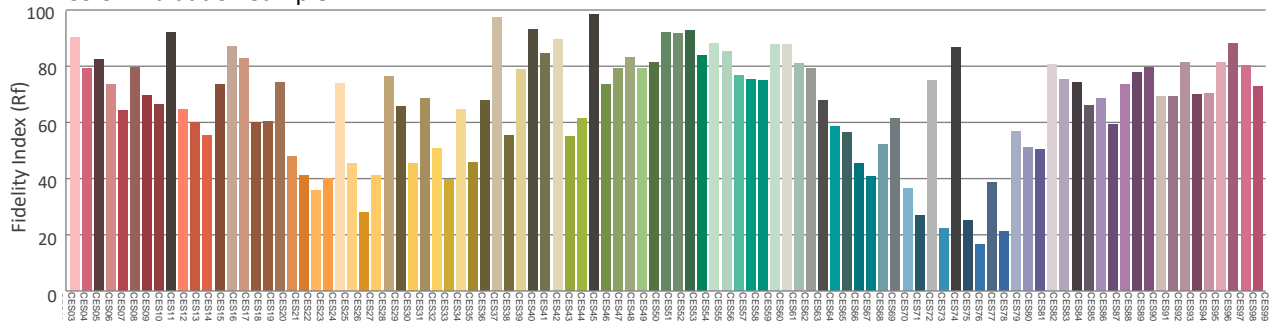
R<sub>f</sub> by Hue



Local Chroma Shift by Hue



Color Evaluation Sample



# Photometric & Chromaticity Report

COLORado PXL Curve 12: Full Spot - White Only - Calibration On

## Report Summary

### Measurements

Fixture Output: 4680 lm  
Fixture Peak: 356629 cd  
Fixture Efficacy: n/a lm/W  
Intensity @ 5m: 14265 lux  
Color Temperature: 8960 K  
CRI: 72.6    CRI R9 Value: 9.8  
CQS: 66.0  
TLCI: 43  
TM-30 Rf: 66.9  
TM-30 Rg: 98.0  
Beam Angle (50%): 6.5°  
Field Angle (10%): 10°  
Cutoff Angle (3%): 11.6°

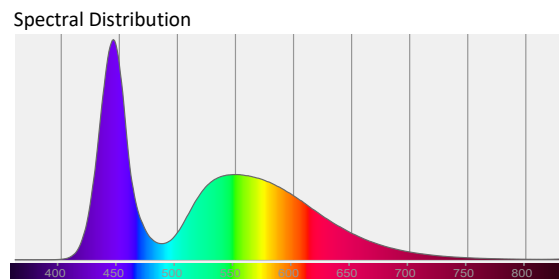
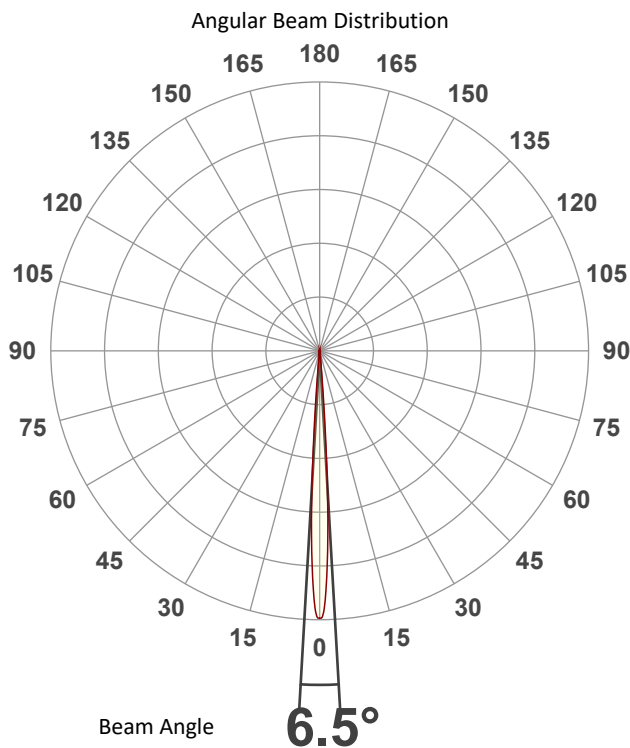


### Conditions

AC Supply: 119 V, 60 Hz  
Power: n/a W  
Current: 0.000 A  
Power Factor: n/a

This data sheet conforms to American National Standard E1.9 – 2007 (R2017). All data was measured and calculated by a Viso Systems LabSpion Goniometer at the Chauvet PD Optics Laboratory in Sunrise, FL on 4/26/2023 to LM-63-2002 Standards.


## Overall Measurement



Tested Color (CIE 1931):

X: 0.293

Y: 0.283



Light Quality

CRI: 72.6

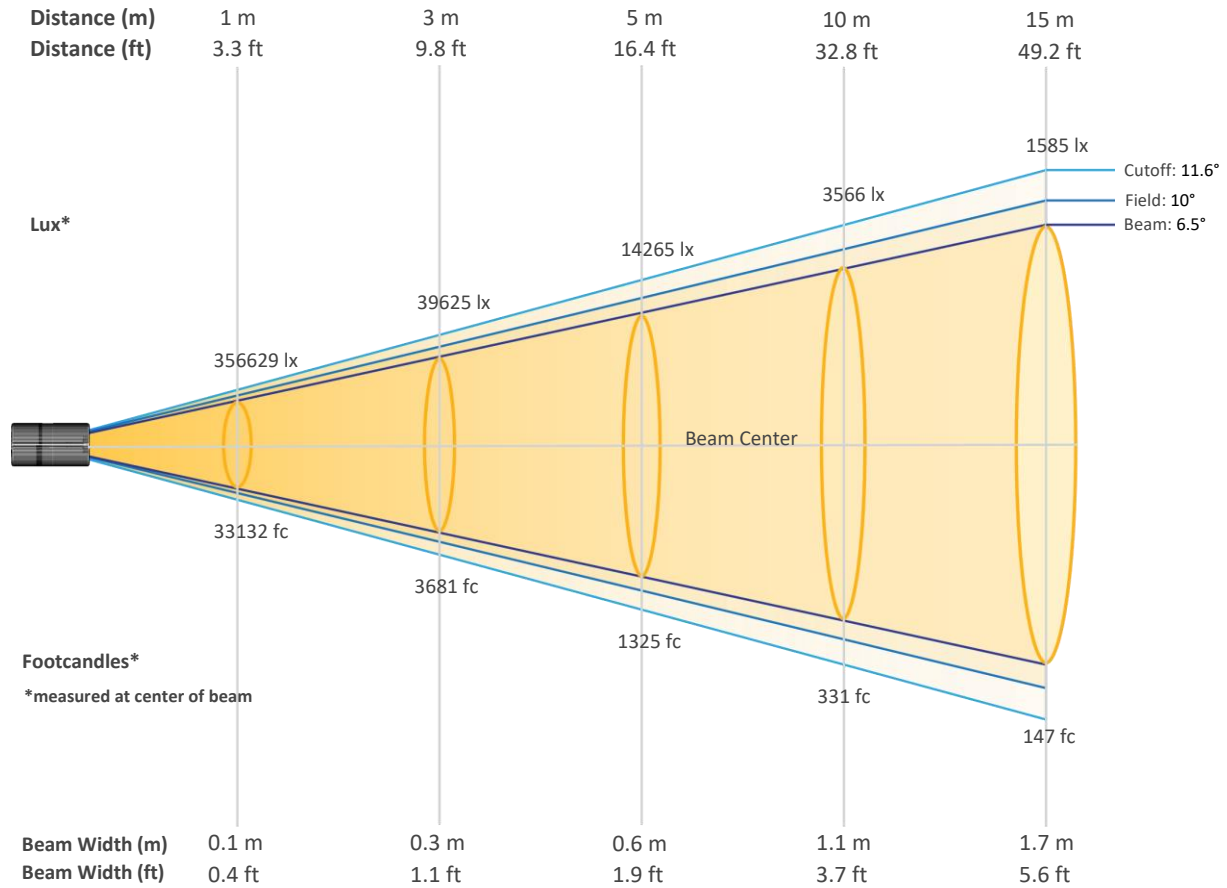
Color Temperature

8960 K

# Photometric & Chromaticity Report

COLORado PXL Curve 12: Full Spot - White Only - Calibration On

## Beam Details



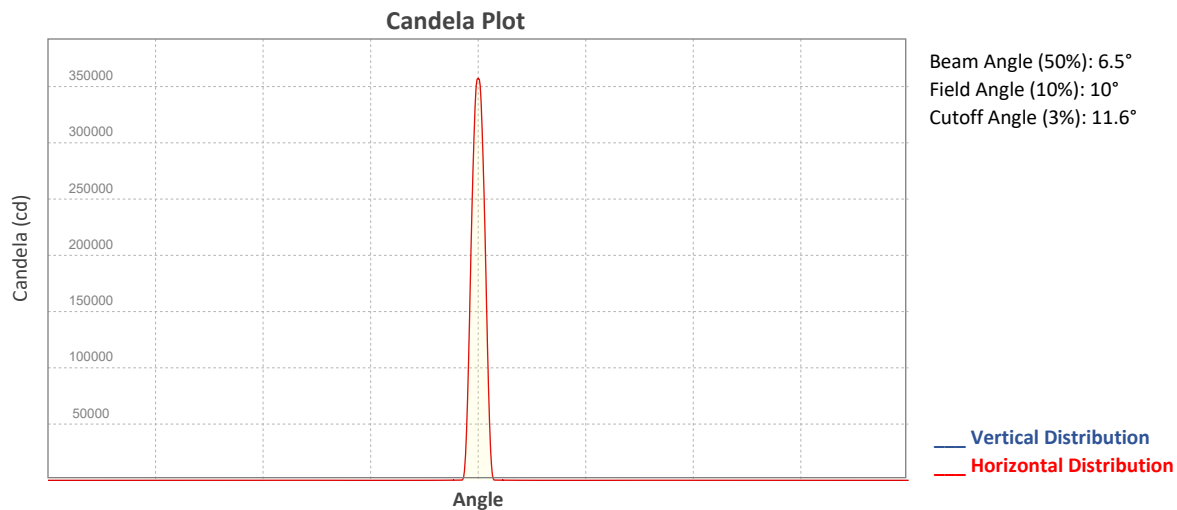
### Beam Intensities from 1-20m (3.3-65.6ft)

Distance	1m	2m	3m	4m	5m	6m	7m	8m	9m	10m
Lux	356629	89157	39625	22289	14265	9906	7278	5572	4403	3566
Distance	11m	12m	13m	14m	15m	16m	17m	18m	19m	20m
Lux	2947	2477	2110	1820	1585	1393	1234	1101	988	892
Distance	3.3ft	6.6ft	9.8ft	13.1ft	16.4ft	19.7ft	23ft	26.2ft	29.5ft	32.8ft
FC	33132	8283	3681	2071	1325	920	676	518	409	331
Distance	36.1ft	39.4ft	42.7ft	45.9ft	49.2ft	52.5ft	55.8ft	59.1ft	62.3ft	65.6ft
FC	274	230	196	169	147	129	115	102	92	83



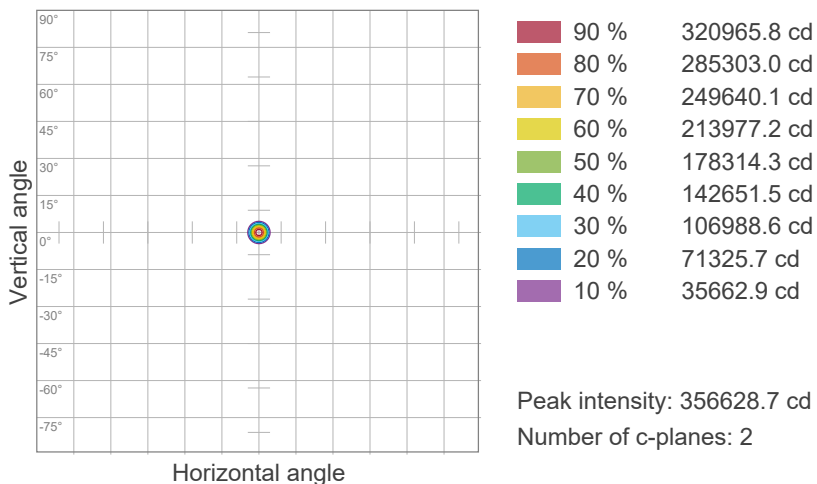
# Photometric & Chromaticity Report

COLORado PXL Curve 12: Full Spot - White Only - Calibration On

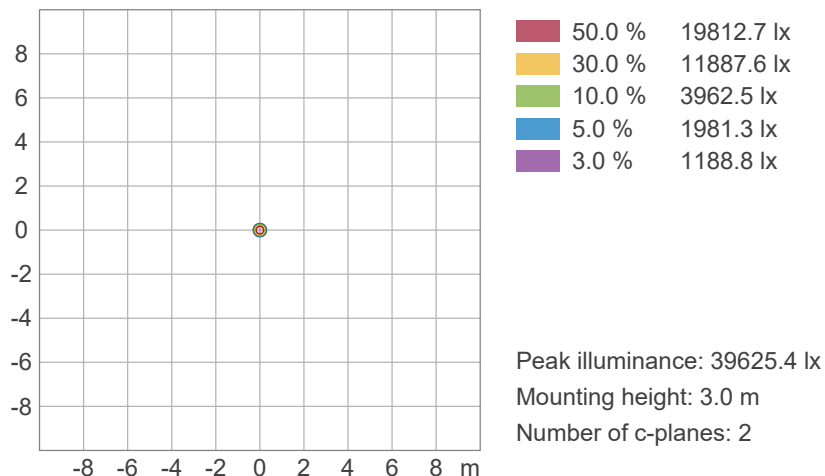


## ISO Diagrams

### ISO Candela Diagram



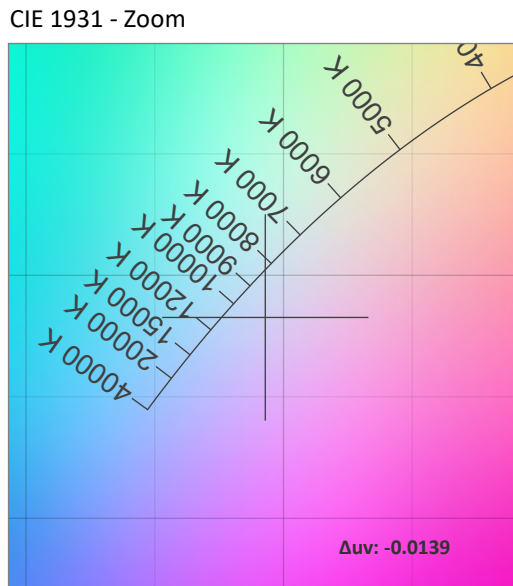
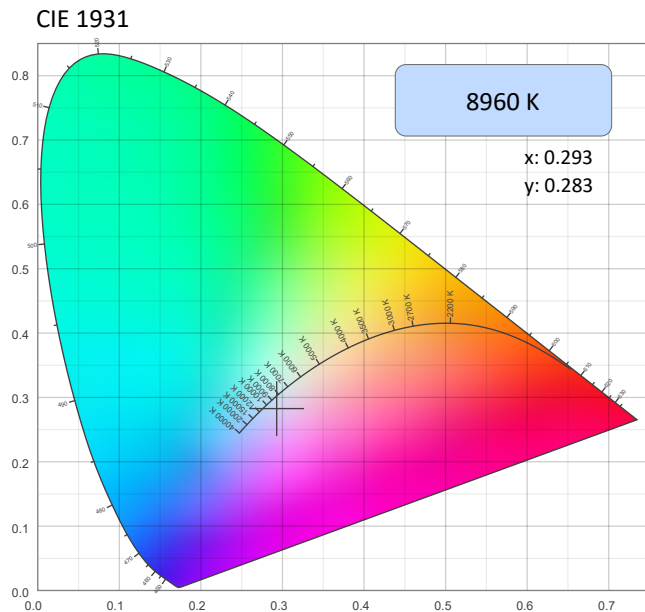
### ISO Lux Diagram



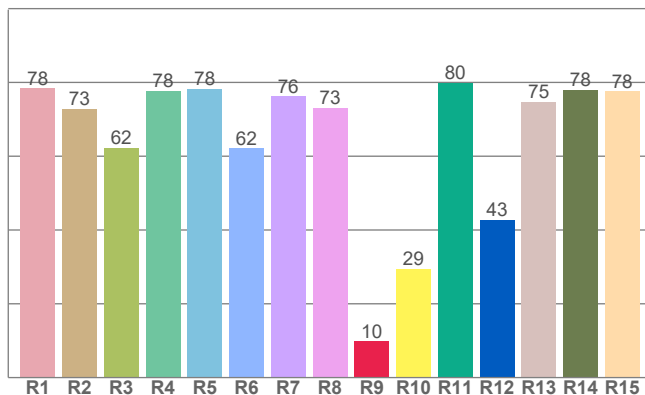
# Photometric & Chromaticity Report

COLORado PXL Curve 12: Full Spot - White Only - Calibration On

## Chromaticity



CRI: 72.6 (R1-R8)

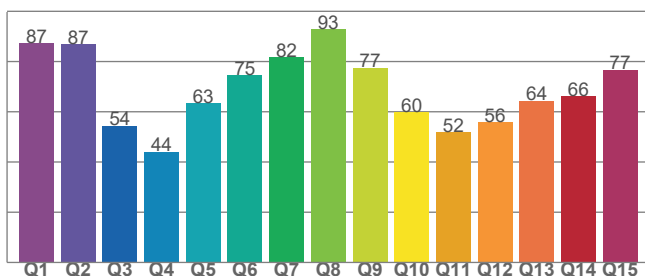


Color Parameters

Color Temperature	Color Coordinate CIE 1931	Color Coordinate CIE 1931
CCT	x	y
8960 K	0.293	0.283

Color Deviation from Black Body Curve	Color Coordinate CIE 1964	Color Coordinate CIE 1964
Δuv	y	u
-0.0139	0.283	0.202

CQS: 66.0



Color Rendering Index	Red Component	Color Quality Scale
CRI	CRI - R9	CQS
72.6	9.8	66.0

Television Lighting Consistency Index	Color Fidelity	Color Gamut
TLCI	TM30 - Rf	TM30 Rg
43	66.9	98.0

# Photometric & Chromaticity Report

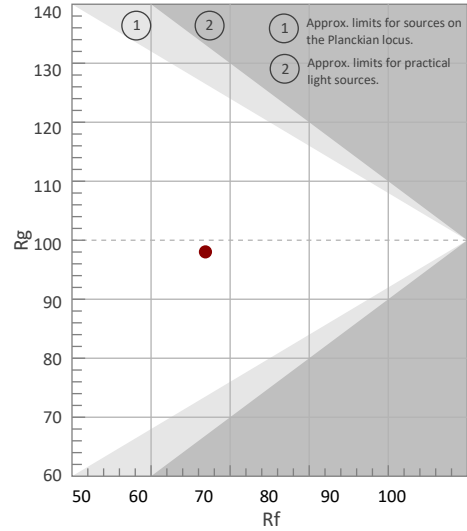
COLORado PXL Curve 12: Full Spot - White Only - Calibration On

## TM-30 Details

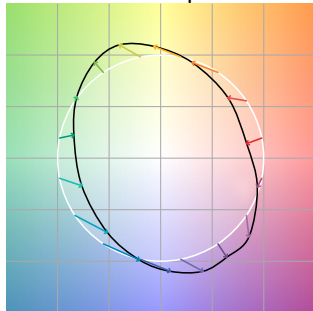
**Rf 66.9**  
Fidelity Index (Rg)

**Rg 98.0**  
Gammut Index (Rg)

Hue Bin	R <sub>f</sub>	Graphic shifts (%)	
		Chroma	Hue
1	73	-15%	-2%
2	68	-13%	13%
3	55	-6%	26%
4	58	5%	27%
5	63	16%	18%
6	80	13%	2%
7	92	1%	-4%
8	78	-13%	-6%
9	71	-20%	11%
10	54	-17%	31%
11	25	-6%	38%
12	58	6%	31%
13	70	16%	19%
14	75	16%	0%
15	76	14%	-16%
16	82	-3%	-9%



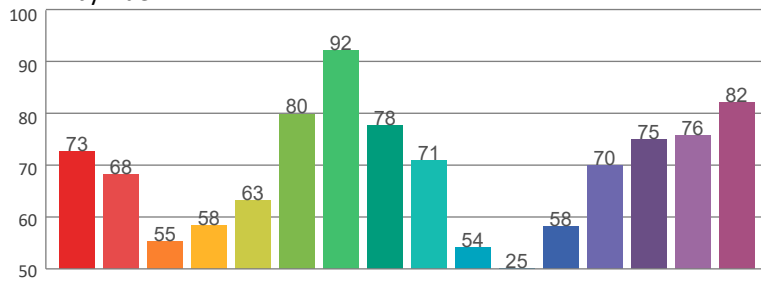
Color Vector Graphic



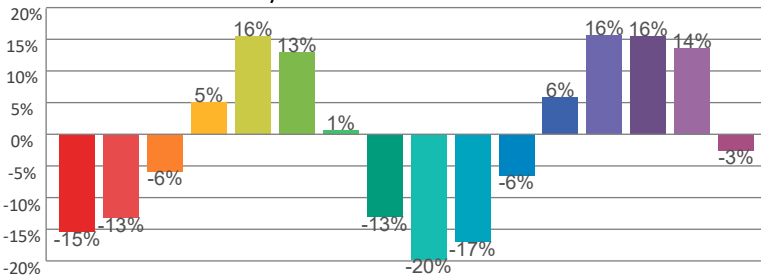
Color Distortion Graphic



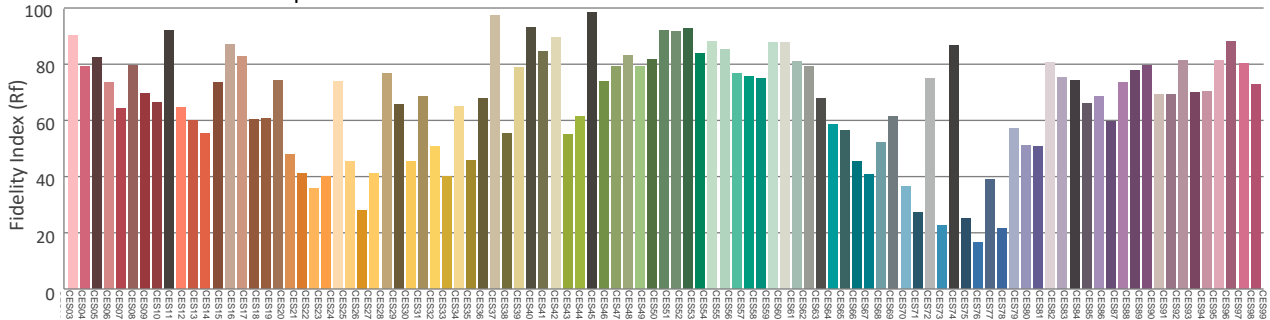
Rf by Hue



Local Chroma Shift by Hue



Color Evaluation Sample



# Photometric & Chromaticity Report

COLORado PXL Curve 12: Full Spot - Single Pixel - Full Power

## Report Summary

### Measurements

Fixture Output: 464 lm  
Fixture Peak: 159670 cd  
Fixture Efficacy: n/a lm/W  
Intensity @ 5m: 6387 lux  
Color Temperature: 0 K  
CRI: 0.0      CRI R9 Value: 0.0  
CQS: 0.0  
TLCI: n/a  
TM-30 Rf: 0.0  
TM-30 Rg: 0.0  
Beam Angle (50%): 3.1°  
Field Angle (10%): 4°  
Cutoff Angle (3%): 4.5°

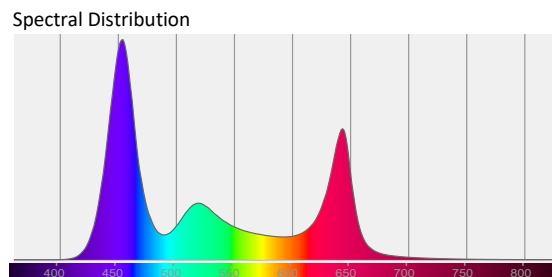
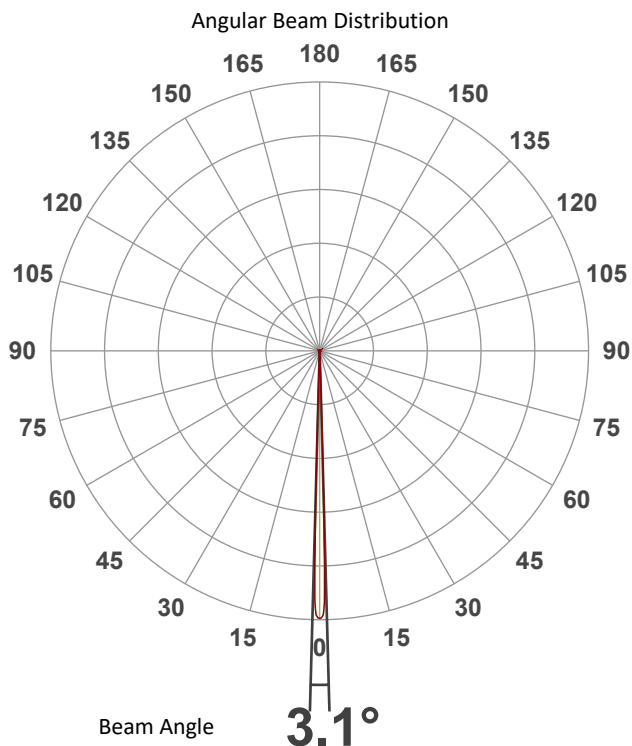


### Conditions

AC Supply: 120 V, 60 Hz  
Power: n/a W  
Current: 0.000 A  
Power Factor: n/a

This data sheet conforms to American National Standard E1.9 – 2007 (R2017). All data was measured and calculated by a Viso Systems LabSpion Goniometer at the Chauvet PD Optics Laboratory in Sunrise, FL on 4/28/2023 to LM-63-2002 Standards.

## Overall Measurement



Tested Color (CIE 1931):  
X: 0.261  
Y: 0.203



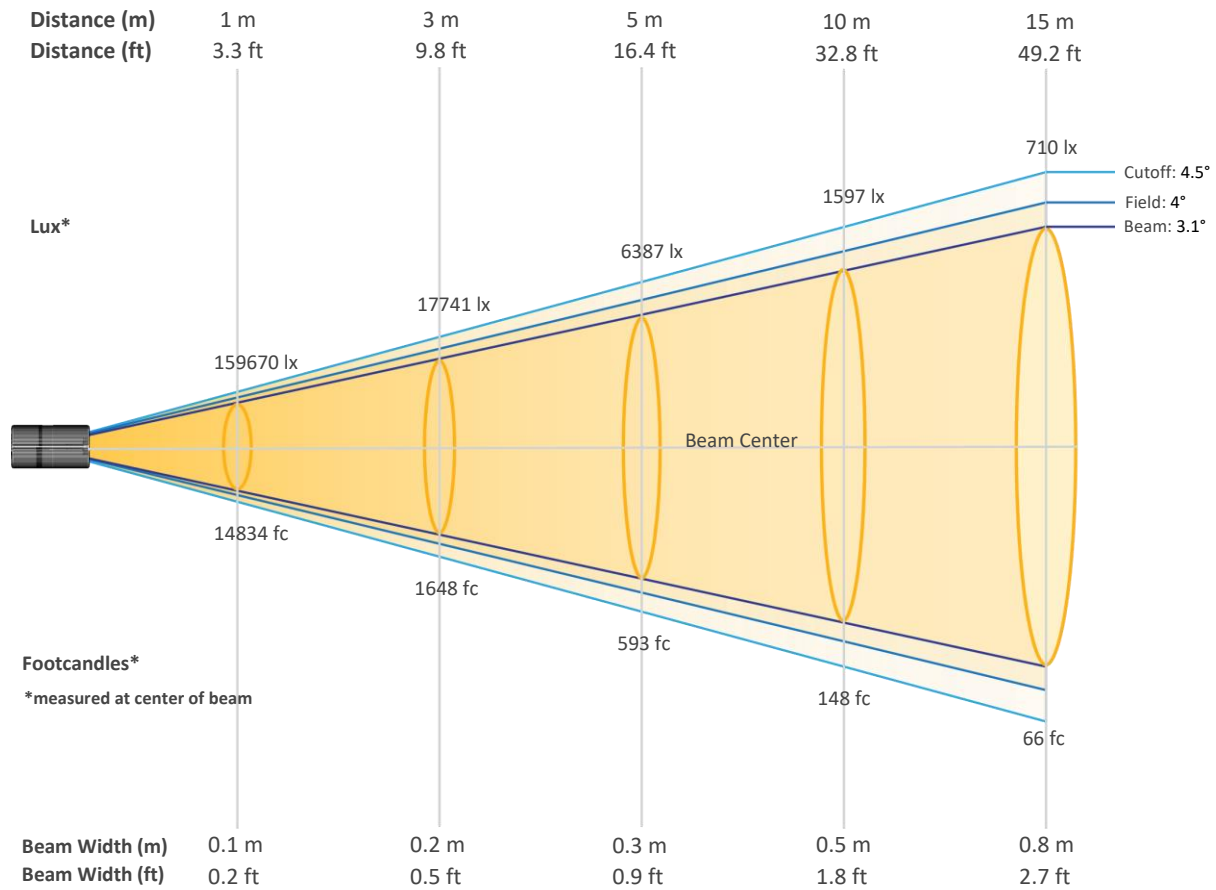
Light Quality  
CRI: 0.0

Color Temperature  
0 K

# Photometric & Chromaticity Report

COLORado PXL Curve 12: Full Spot - Single Pixel - Full Power

## Beam Details

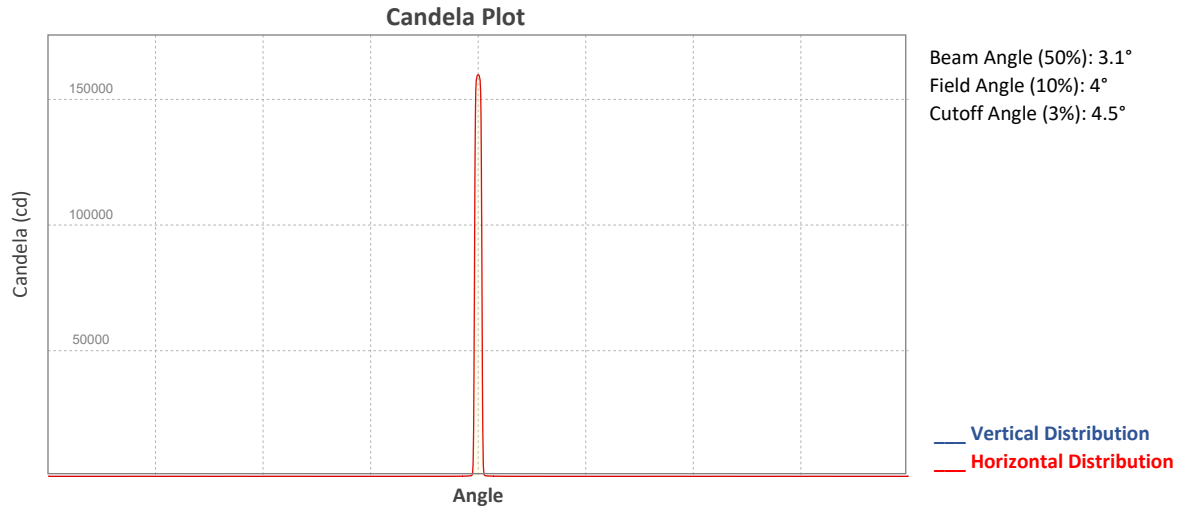


### Beam Intensities from 1-20m (3.3-65.6ft)

Distance	1m	2m	3m	4m	5m	6m	7m	8m	9m	10m
Lux	159670	39918	17741	9979	6387	4435	3259	2495	1971	1597
Distance	11m	12m	13m	14m	15m	16m	17m	18m	19m	20m
Lux	1320	1109	945	815	710	624	552	493	442	399
Distance	3.3ft	6.6ft	9.8ft	13.1ft	16.4ft	19.7ft	23ft	26.2ft	29.5ft	32.8ft
FC	14834	3708	1648	927	593	412	303	232	183	148
Distance	36.1ft	39.4ft	42.7ft	45.9ft	49.2ft	52.5ft	55.8ft	59.1ft	62.3ft	65.6ft
FC	123	103	88	76	66	58	51	46	41	37

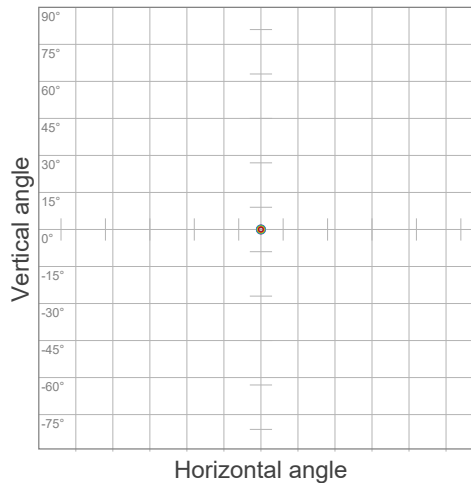
# Photometric & Chromaticity Report

COLORado PXL Curve 12: Full Spot - Single Pixel - Full Power



## ISO Diagrams

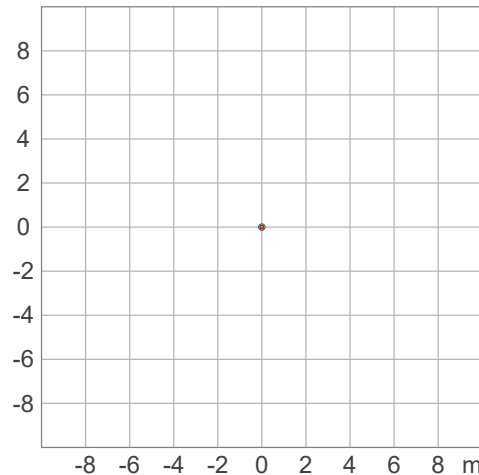
### ISO Candela Diagram



90 %	143703.4 cd
80 %	127736.4 cd
70 %	111769.3 cd
60 %	95802.3 cd
50 %	79835.2 cd
40 %	63868.2 cd
30 %	47901.2 cd
20 %	31934.1 cd
10 %	15967.1 cd

Peak intensity: 159670.5 cd  
Number of c-planes: 2

### ISO Lux Diagram



50.0 %	8870.6 lx
30.0 %	5322.4 lx
10.0 %	1774.1 lx
5.0 %	887.1 lx
3.0 %	532.2 lx

Peak illuminance: 17741.2 lx  
Mounting height: 3.0 m  
Number of c-planes: 2



# Photometric & Chromaticity Report

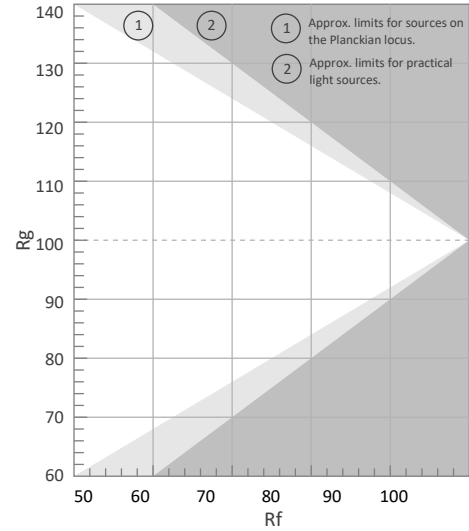
COLORado PXL Curve 12: Full Spot - Single Pixel - Full Power

## TM-30 Details


**Rf 0.0**  
Fidelity Index  
(Rg)

**Rg 0.0**  
Gammut Index (Rg)


Hue Bin	R <sub>f</sub>	Graphic shifts (%)	
		Chroma	Hue
1	0	0%	0%
2	0	0%	0%
3	0	0%	0%
4	0	0%	0%
5	0	0%	0%
6	0	0%	0%
7	0	0%	0%
8	0	0%	0%
9	0	0%	0%
10	0	0%	0%
11	0	0%	0%
12	0	0%	0%
13	0	0%	0%
14	0	0%	0%
15	0	0%	0%
16	0	0%	0%




Color Vector Graphic




Color Distortion Graphic



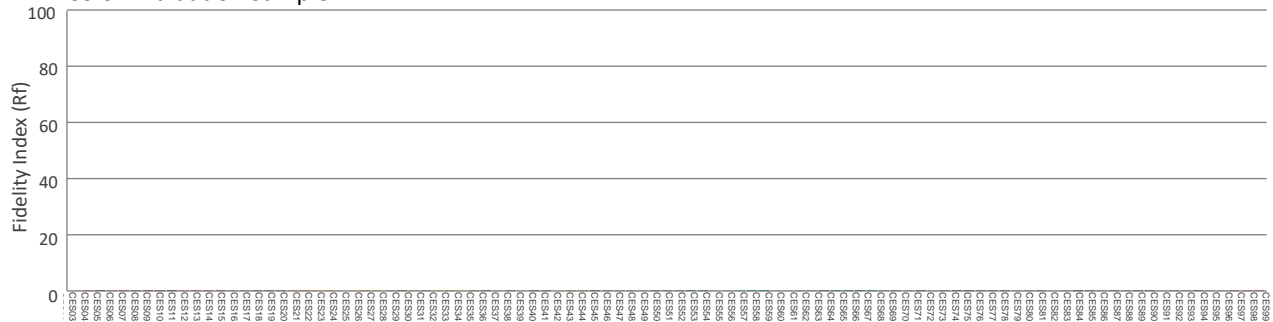
R<sub>f</sub> by Hue



Local Chroma Shift by Hue



Color Evaluation Sample





# Photometric & Chromaticity Report

COLORado PXL Curve 12: Full Spot - Single Pixel - Full Power - Calibration On

## Report Summary

### Measurements

Fixture Output: 483 lm  
Fixture Peak: 135194 cd  
Fixture Efficacy: n/a lm/W  
Intensity @ 5m: 5408 lux  
Color Temperature: 5257 K  
CRI: 60.6    CRI R9 Value: -98.9  
CQS: 81.6  
TLCI: 47  
TM-30 Rf: 76.5  
TM-30 Rg: 121.7  
Beam Angle (50%): 3.1°  
Field Angle (10%): 4.5°  
Cutoff Angle (3%): 5.7°

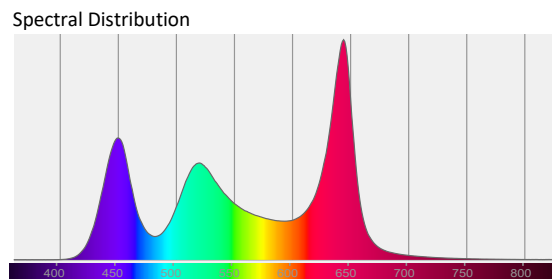
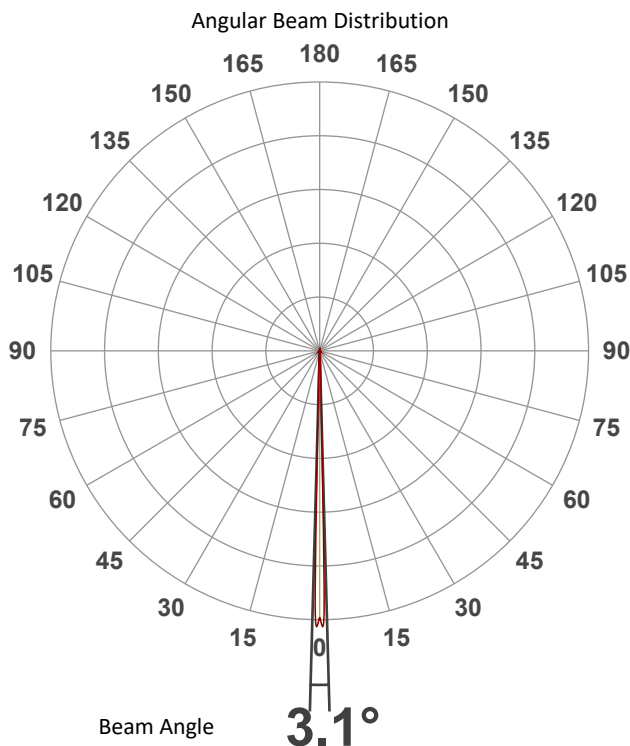


### Conditions

AC Supply: 120 V, 60 Hz  
Power: n/a W  
Current: 0.000 A  
Power Factor: n/a

This data sheet conforms to American National Standard E1.9 – 2007 (R2017). All data was measured and calculated by a Viso Systems LabSpion Goniometer at the Chauvet PD Optics Laboratory in Sunrise, FL on 4/28/2023 to LM-63-2002 Standards.

## Overall Measurement



Tested Color (CIE 1931):  
X: 0.337  
Y: 0.324

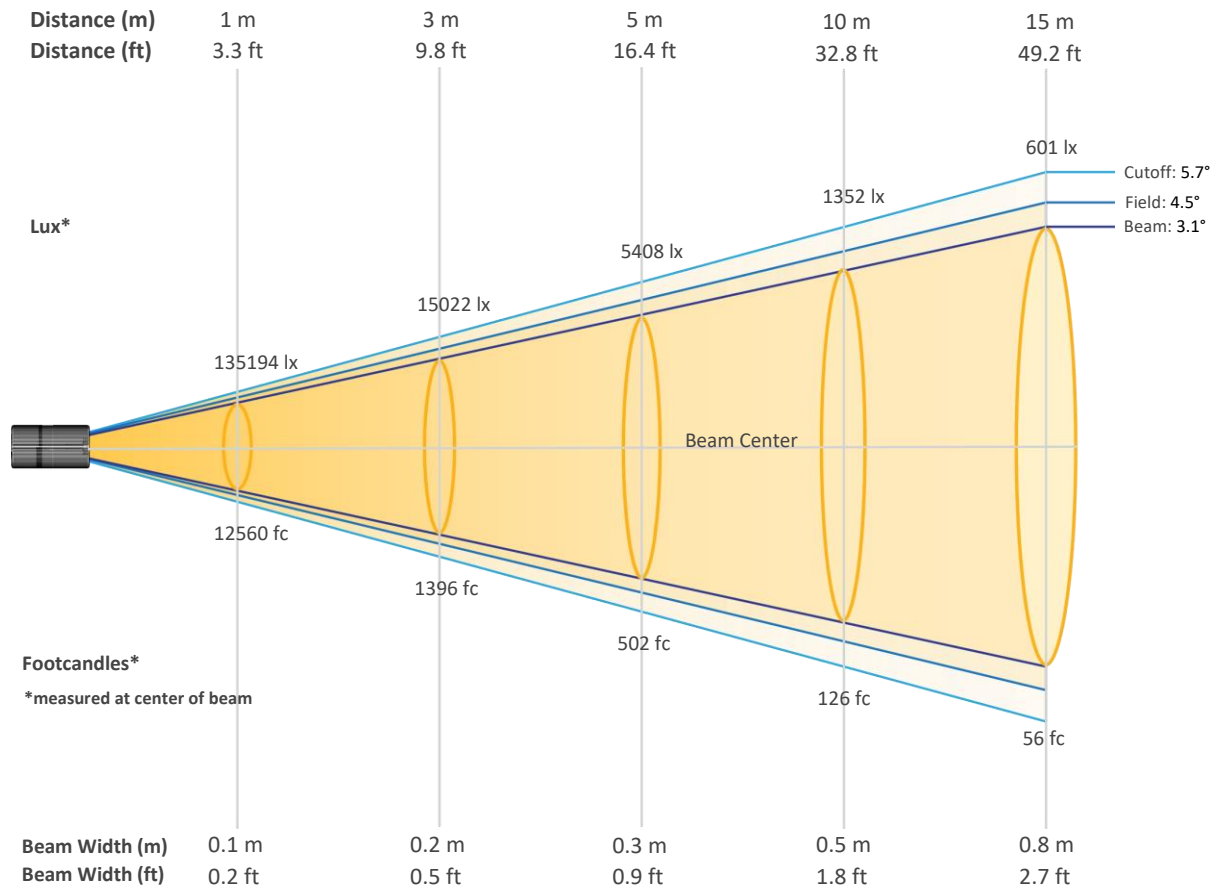
Light Quality  
CRI: 60.6

Color Temperature  
5257 K

# Photometric & Chromaticity Report

COLORado PXL Curve 12: Full Spot - Single Pixel - Full Power - Calibration On

## Beam Details

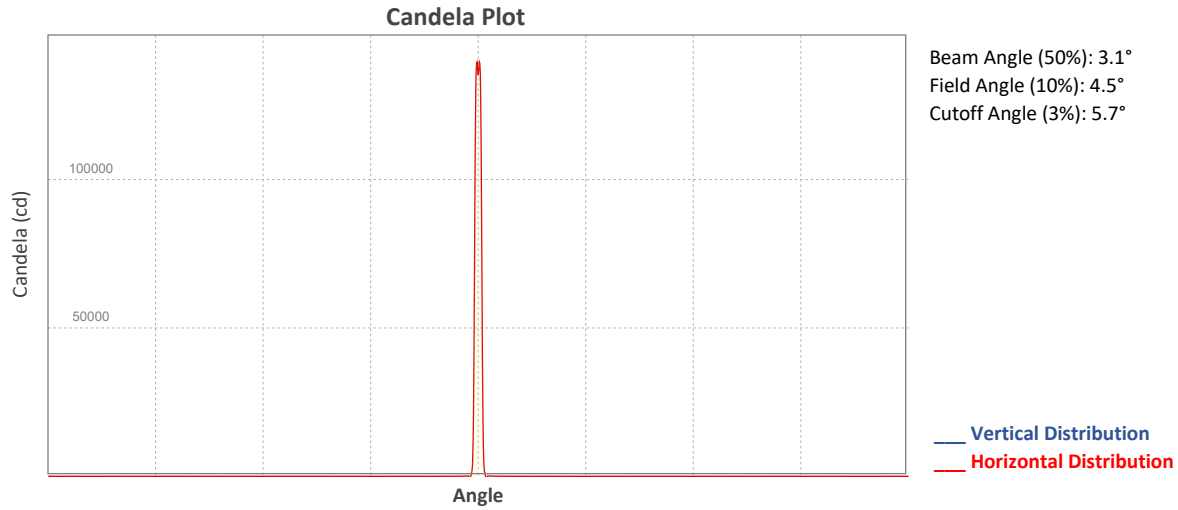


### Beam Intensities from 1-20m (3.3-65.6ft)

Distance	1m	2m	3m	4m	5m	6m	7m	8m	9m	10m
Lux	135194	33798	15022	8450	5408	3755	2759	2112	1669	1352
Distance	11m	12m	13m	14m	15m	16m	17m	18m	19m	20m
Lux	1117	939	800	690	601	528	468	417	374	338
Distance	3.3ft	6.6ft	9.8ft	13.1ft	16.4ft	19.7ft	23ft	26.2ft	29.5ft	32.8ft
FC	12560	3140	1396	785	502	349	256	196	155	126
Distance	36.1ft	39.4ft	42.7ft	45.9ft	49.2ft	52.5ft	55.8ft	59.1ft	62.3ft	65.6ft
FC	104	87	74	64	56	49	43	39	35	31

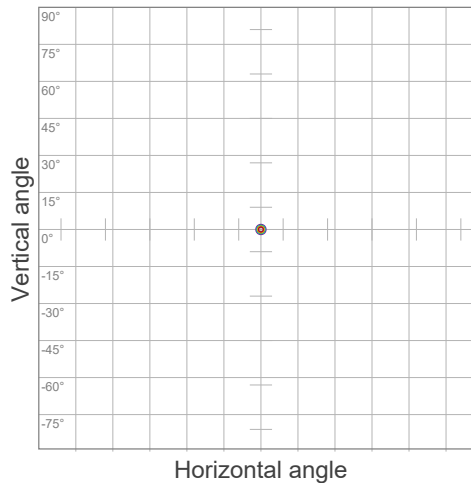
# Photometric & Chromaticity Report

COLORado PXL Curve 12: Full Spot - Single Pixel - Full Power - Calibration On



## ISO Diagrams

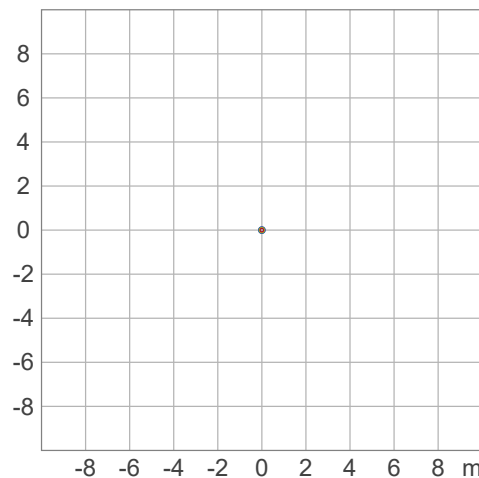
### ISO Candela Diagram



90 %	121674.4 cd
80 %	108155.0 cd
70 %	94635.6 cd
60 %	81116.3 cd
50 %	67596.9 cd
40 %	54077.5 cd
30 %	40558.1 cd
20 %	27038.8 cd
10 %	13519.4 cd

Peak intensity: 135193.8 cd  
 Number of c-planes: 2

### ISO Lux Diagram



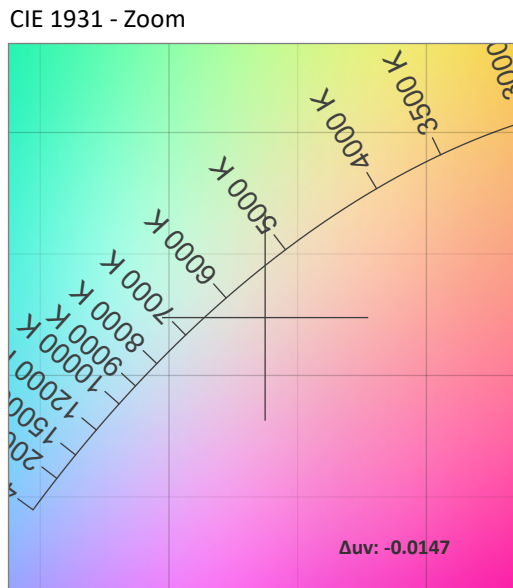
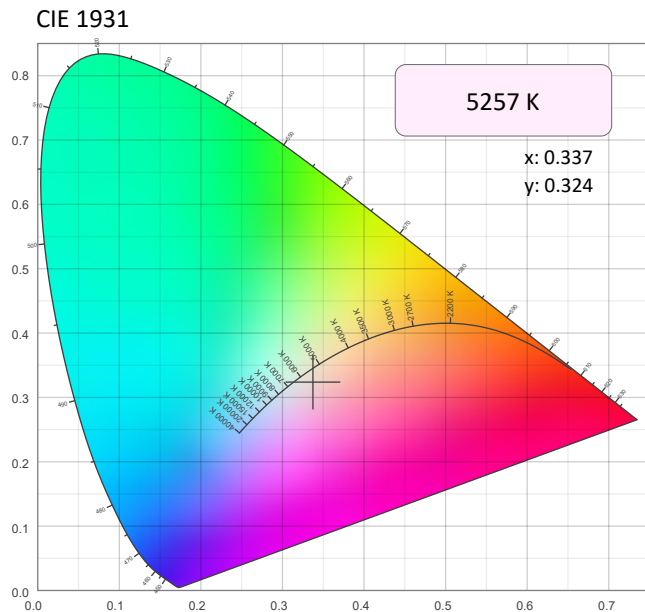
50.0 %	7510.8 lx
30.0 %	4506.5 lx
10.0 %	1502.2 lx
5.0 %	751.1 lx
3.0 %	450.6 lx

Peak illuminance: 15021.5 lx  
 Mounting height: 3.0 m  
 Number of c-planes: 2

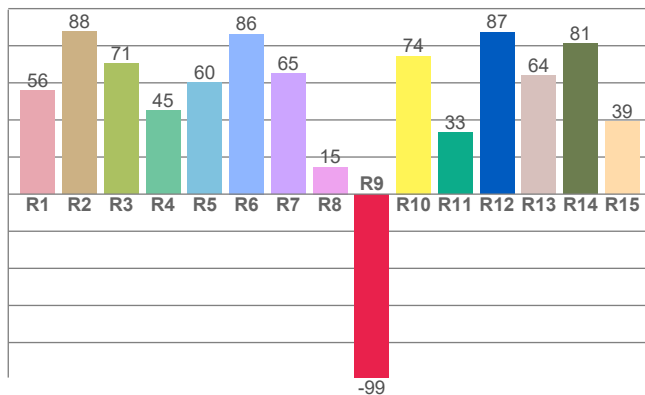
# Photometric & Chromaticity Report

COLORado PXL Curve 12: Full Spot - Single Pixel - Full Power - Calibration On

## Chromaticity



CRI: 60.6 (R1-R8)

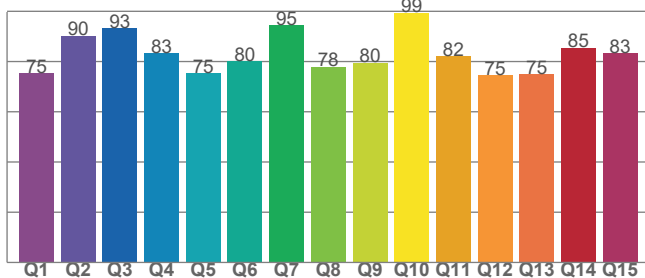


Color Parameters

Color Temperature	Color Coordinate CIE 1931	Color Coordinate CIE 1931
CCT	x	y
5257 K	0.337	0.324

Color Deviation from Black Body Curve	Color Coordinate CIE 1964	Color Coordinate CIE 1964
$\Delta uv$	y	u
-0.0147	0.324	0.217

CQS: 81.6



Color Rendering Index	Red Component	Color Quality Scale
CRI	CRI - R9	CQS
60.6	-98.9	81.6

Television Lighting Consistency Index	Color Fidelity	Color Gamut
TLCI	TM30 - Rf	TM30 Rg
47	76.5	121.7

# Photometric & Chromaticity Report

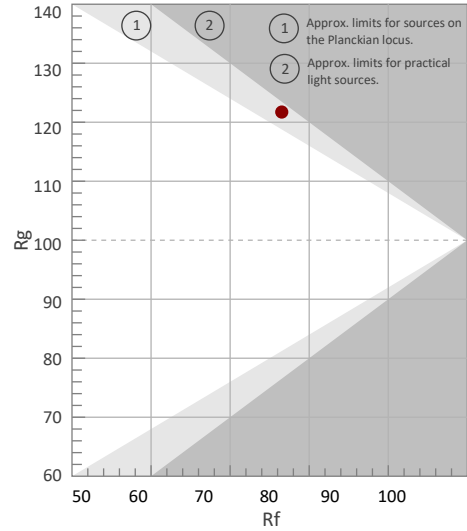
COLORado PXL Curve 12: Full Spot - Single Pixel - Full Power - Calibration On

## TM-30 Details

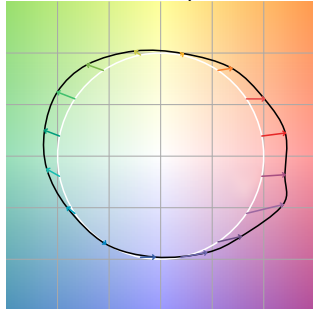
**Rf 76.5**  
Fidelity Index (Rg)

**Rg 121.7**  
Gammut Index (Rg)

Hue Bin	R <sub>f</sub>	Graphic shifts (%)	
		Chroma	Hue
1	56	23%	-2%
2	73	14%	-10%
3	73	9%	-10%
4	92	2%	-2%
5	88	5%	5%
6	76	13%	10%
7	72	18%	4%
8	74	15%	-3%
9	85	11%	-9%
10	82	3%	-9%
11	91	0%	3%
12	80	-3%	14%
13	72	0%	25%
14	64	8%	22%
15	61	25%	27%
16	64	22%	6%



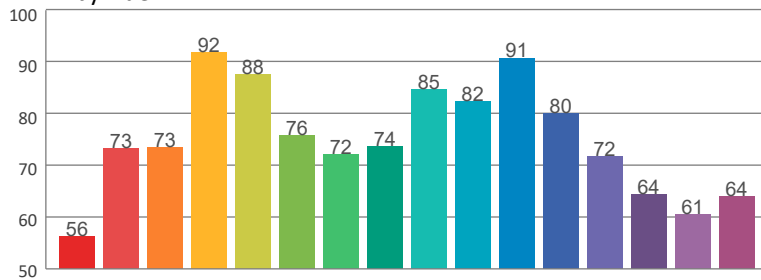
Color Vector Graphic



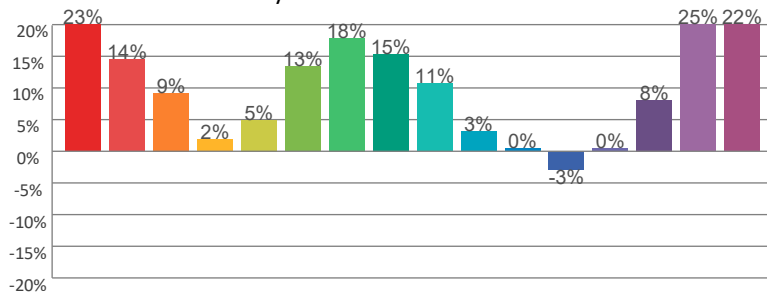
Color Distortion Graphic



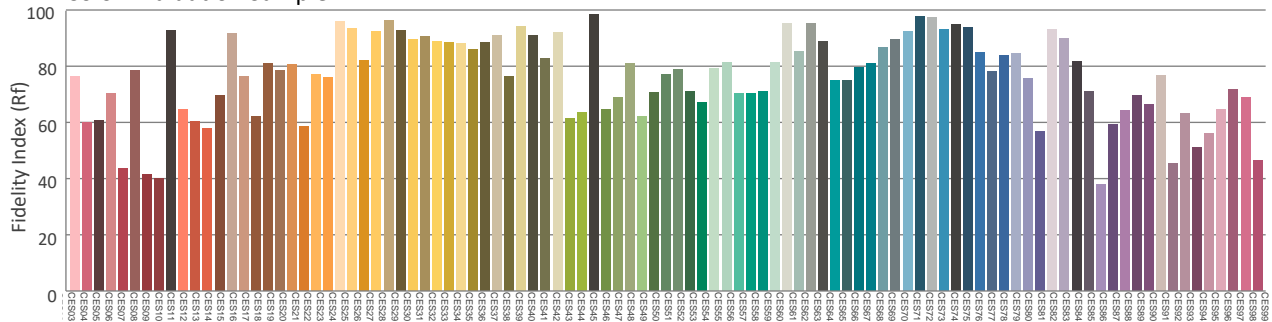
Rf by Hue



Local Chroma Shift by Hue



Color Evaluation Sample



# Photometric & Chromaticity Report

COLORado PXL Curve 12: Full Spot - Single Pixel - Red Only

## Report Summary

### Measurements

Fixture Output: 160 lm  
Fixture Peak: 35066 cd  
Fixture Efficacy: n/a lm/W  
Intensity @ 5m: 1393 lux  
Color Temperature: 0 K  
CRI: 0.0      CRI R9 Value: 0.0  
CQS: 0.0  
TLCI: n/a  
TM-30 Rf: 0.0  
TM-30 Rg: 0.0  
Beam Angle (50%): 3.1°  
Field Angle (10%): 4.1°  
Cutoff Angle (3%): 4.6°

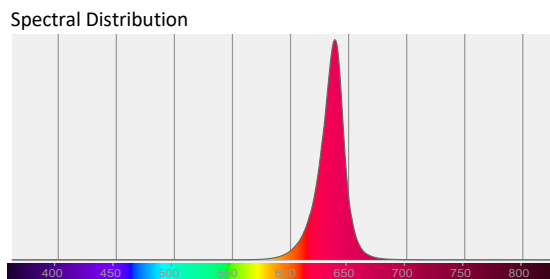
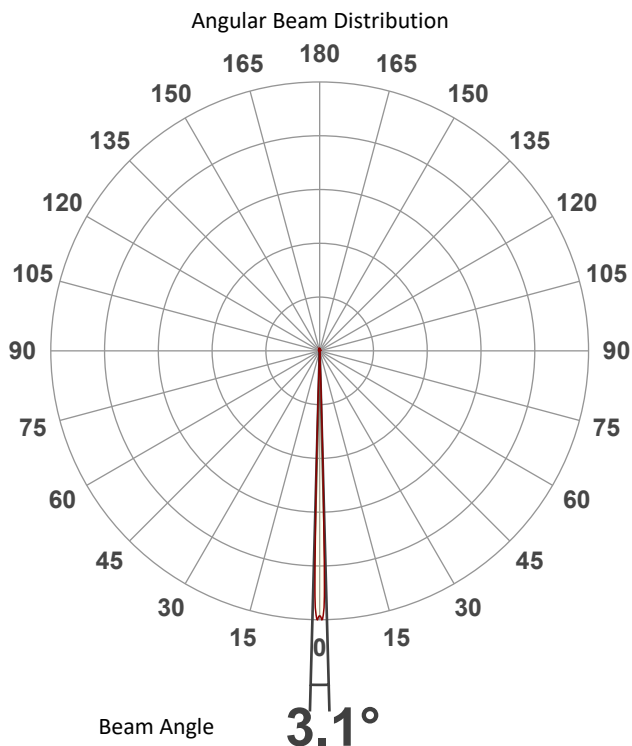


### Conditions

AC Supply: 120 V, 60 Hz  
Power: n/a W  
Current: 0.000 A  
Power Factor: n/a

This data sheet conforms to American National Standard E1.9 – 2007 (R2017). All data was measured and calculated by a Viso Systems LabSpion Goniometer at the Chauvet PD Optics Laboratory in Sunrise, FL on 4/28/2023 to LM-63-2002 Standards.

## Overall Measurement



Tested Color (CIE 1931):  
X: 0.699  
Y: 0.300

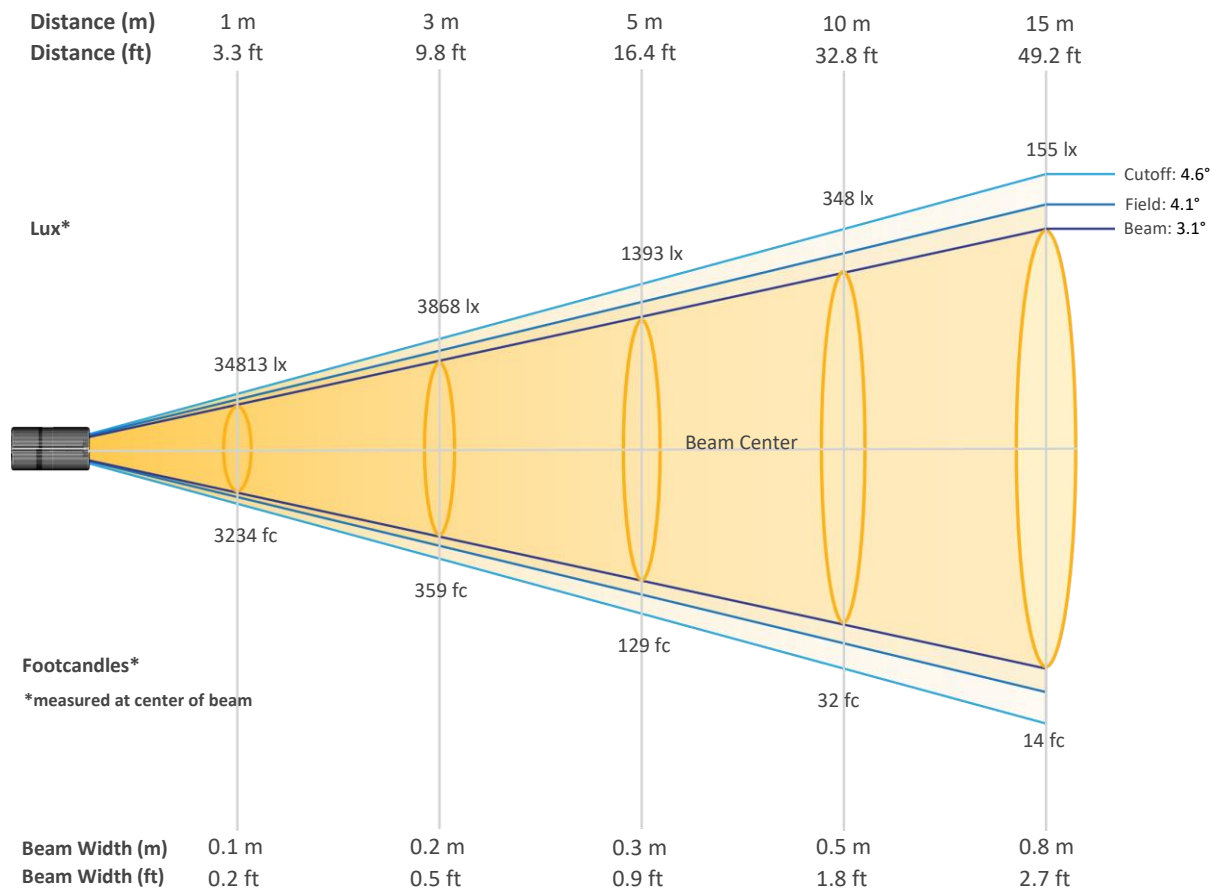
Light Quality  
CRI: 0.0

Color Temperature  
0 K

# Photometric & Chromaticity Report

COLORado PXL Curve 12: Full Spot - Single Pixel - Red Only

## Beam Details

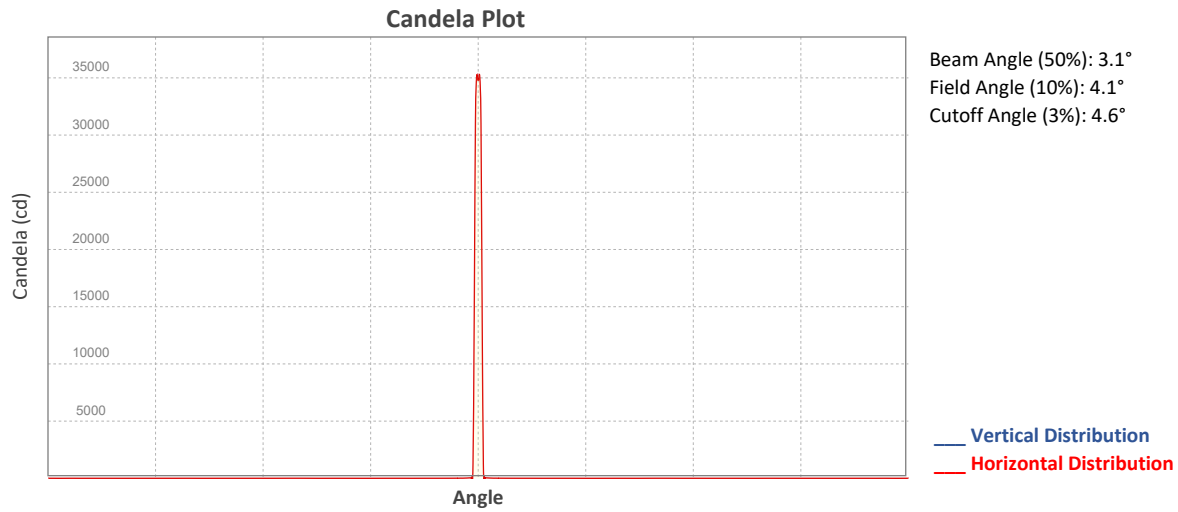


### Beam Intensities from 1-20m (3.3-65.6ft)

Distance	1m	2m	3m	4m	5m	6m	7m	8m	9m	10m
Lux	34813	8703	3868	2176	1393	967	710	544	430	348
Distance	11m	12m	13m	14m	15m	16m	17m	18m	19m	20m
Lux	288	242	206	178	155	136	120	107	96	87
Distance	3.3ft	6.6ft	9.8ft	13.1ft	16.4ft	19.7ft	23ft	26.2ft	29.5ft	32.8ft
FC	3234	809	359	202	129	90	66	51	40	32
Distance	36.1ft	39.4ft	42.7ft	45.9ft	49.2ft	52.5ft	55.8ft	59.1ft	62.3ft	65.6ft
FC	27	22	19	17	14	13	11	10	9	8

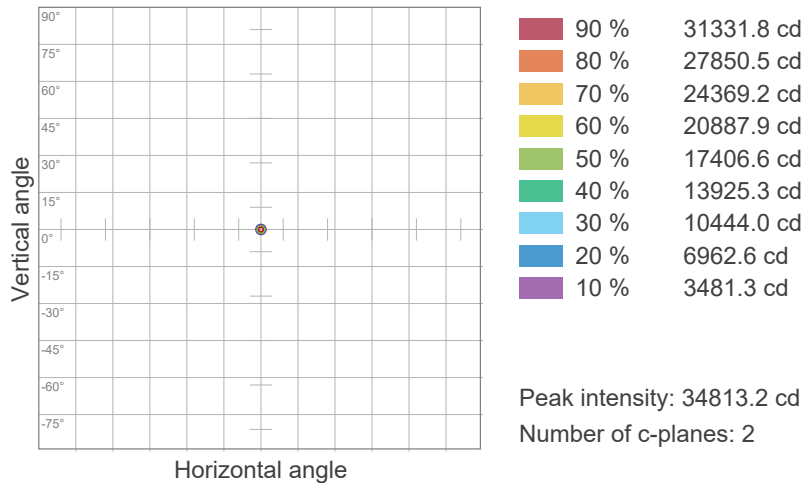
# Photometric & Chromaticity Report

COLORado PXL Curve 12: Full Spot - Single Pixel - Red Only

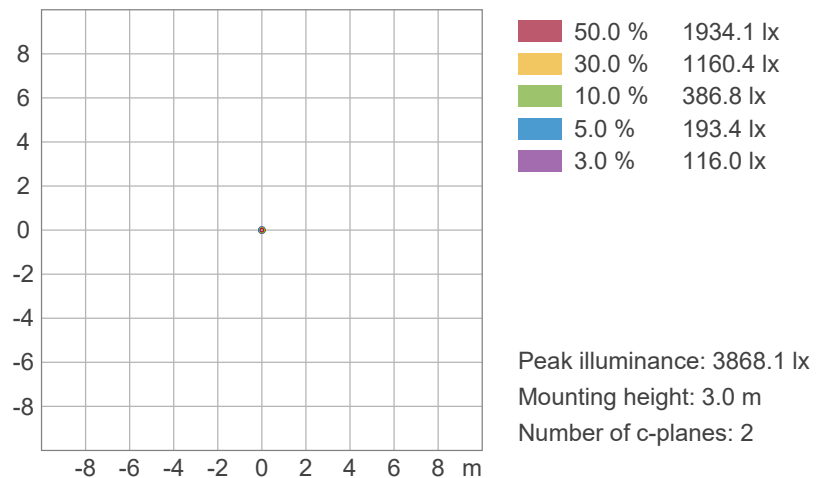


## ISO Diagrams

### ISO Candela Diagram



### ISO Lux Diagram

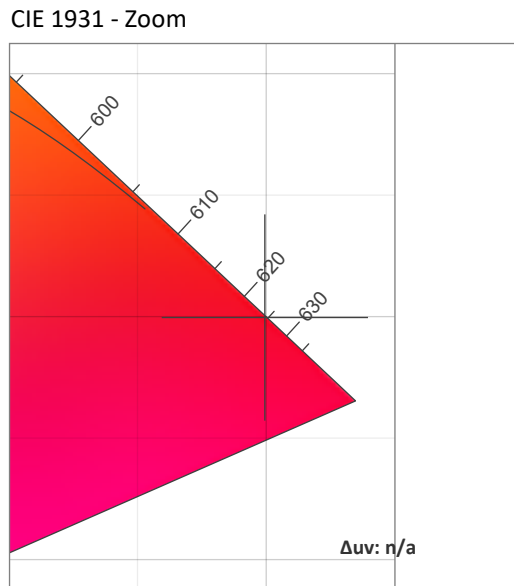
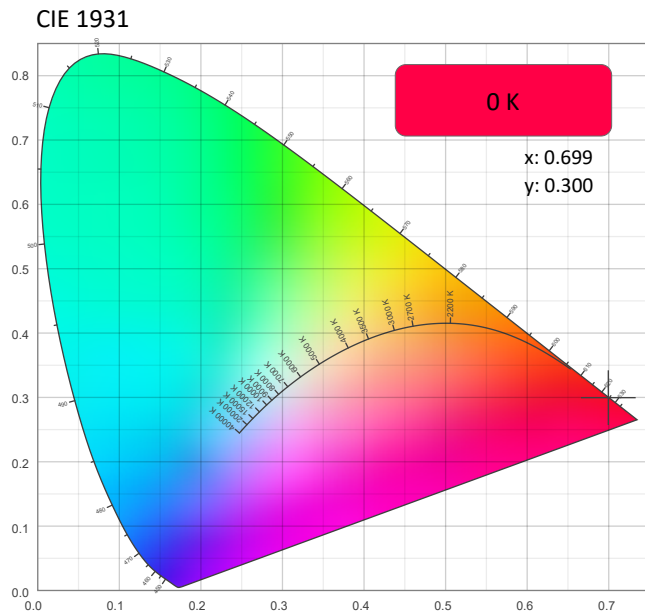




# Photometric & Chromaticity Report

COLORado PXL Curve 12: Full Spot - Single Pixel - Red Only

## Chromaticity



CRI: 0.0 (R1-R8)

0	0	0	0	0	0	0	0	0	0	0	0	0	0	0
R1	R2	R3	R4	R5	R6	R7	R8	R9	R10	R11	R12	R13	R14	R15

CQS: 0.0

0	0	0	0	0	0	0	0	0	0	0	0	0	0	0
Q1	Q2	Q3	Q4	Q5	Q6	Q7	Q8	Q9	Q10	Q11	Q12	Q13	Q14	Q15

Color Parameters

Color Temperature	Color Coordinate CIE 1931	Color Coordinate CIE 1931
CCT	x	y
0 K	0.699	0.300

Color Deviation from Black Body Curve	Color Coordinate CIE 1964	Color Coordinate CIE 1964
Δuv	y	u
n/a	0.300	0.538

Color Rendering Index	Red Component	Color Quality Scale
CRI	CRI - R9	CQS
0.0	0.0	0.0

Television Lighting Consistency Index	Color Fidelity	Color Gamut
TLCI	TM30 - Rf	TM30 Rg
n/a	0.0	0.0



# Photometric & Chromaticity Report

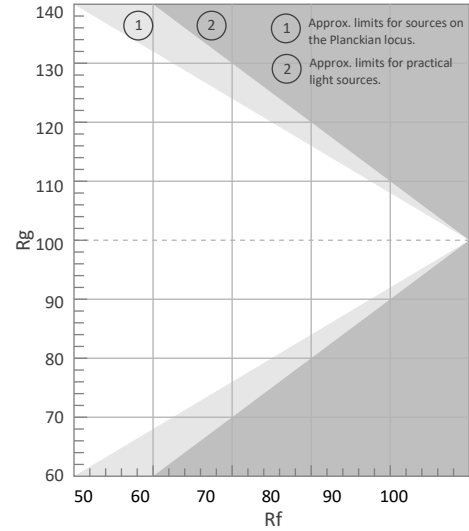
COLORado PXL Curve 12: Full Spot - Single Pixel - Red Only

## TM-30 Details


**Rf 0.0**  
Fidelity Index (Rg)

**Rg 0.0**  
Gammut Index (Rg)


Hue Bin	R <sub>f</sub>	Graphic shifts (%)	
		Chroma	Hue
1	0	0%	0%
2	0	0%	0%
3	0	0%	0%
4	0	0%	0%
5	0	0%	0%
6	0	0%	0%
7	0	0%	0%
8	0	0%	0%
9	0	0%	0%
10	0	0%	0%
11	0	0%	0%
12	0	0%	0%
13	0	0%	0%
14	0	0%	0%
15	0	0%	0%
16	0	0%	0%



Color Vector Graphic




Color Distortion Graphic



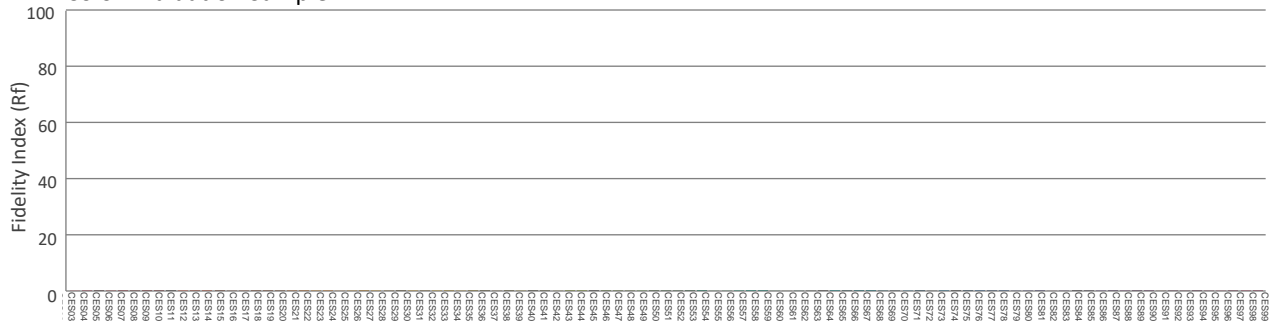
Rf by Hue



Local Chroma Shift by Hue



Color Evaluation Sample



# Photometric & Chromaticity Report

COLORado PXL Curve 12: Full Spot - Single Pixel - Red Only - Calibration On

## Report Summary

### Measurements

Fixture Output: 144 lm  
Fixture Peak: 31891 cd  
Fixture Efficacy: n/a lm/W  
Intensity @ 5m: 1255 lux  
Color Temperature: 0 K  
CRI: 0.0      CRI R9 Value: 0.0  
CQS: 0.0  
TLCI: n/a  
TM-30 Rf: 0.0  
TM-30 Rg: 0.0  
Beam Angle (50%): 3.1°  
Field Angle (10%): 3.9°  
Cutoff Angle (3%): 4.3°

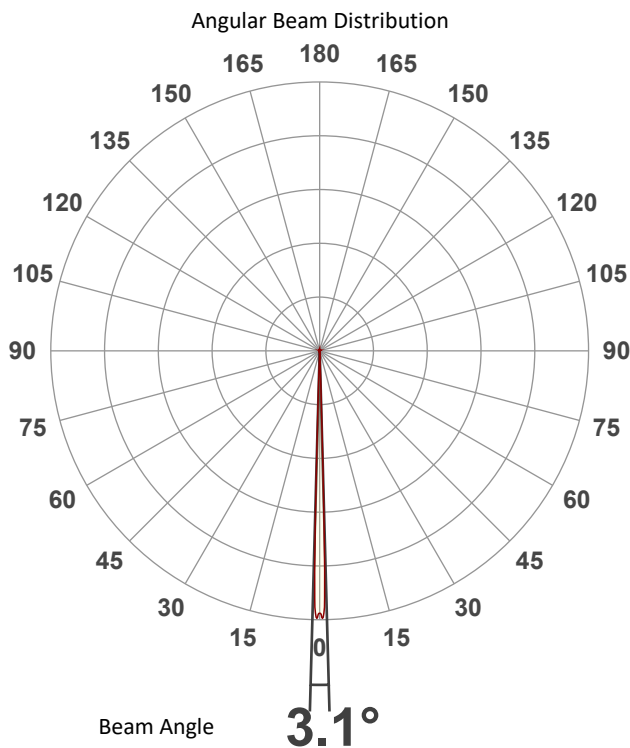


### Conditions

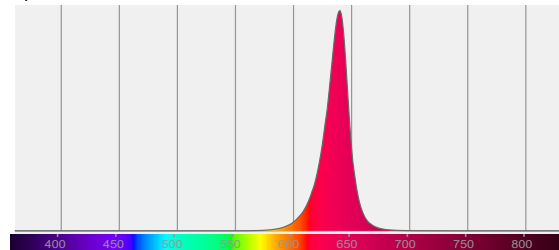
AC Supply: 120 V, 60 Hz  
Power: n/a W  
Current: 0.000 A  
Power Factor: n/a

This data sheet conforms to American National Standard E1.9 – 2007 (R2017). All data was measured and calculated by a Viso Systems LabSpion Goniometer at the Chauvet PD Optics Laboratory in Sunrise, FL on 4/28/2023 to LM-63-2002 Standards.

## Overall Measurement



Spectral Distribution



Tested Color (CIE 1931):

X: 0.700

Y: 0.299



Light Quality

CRI: 0.0

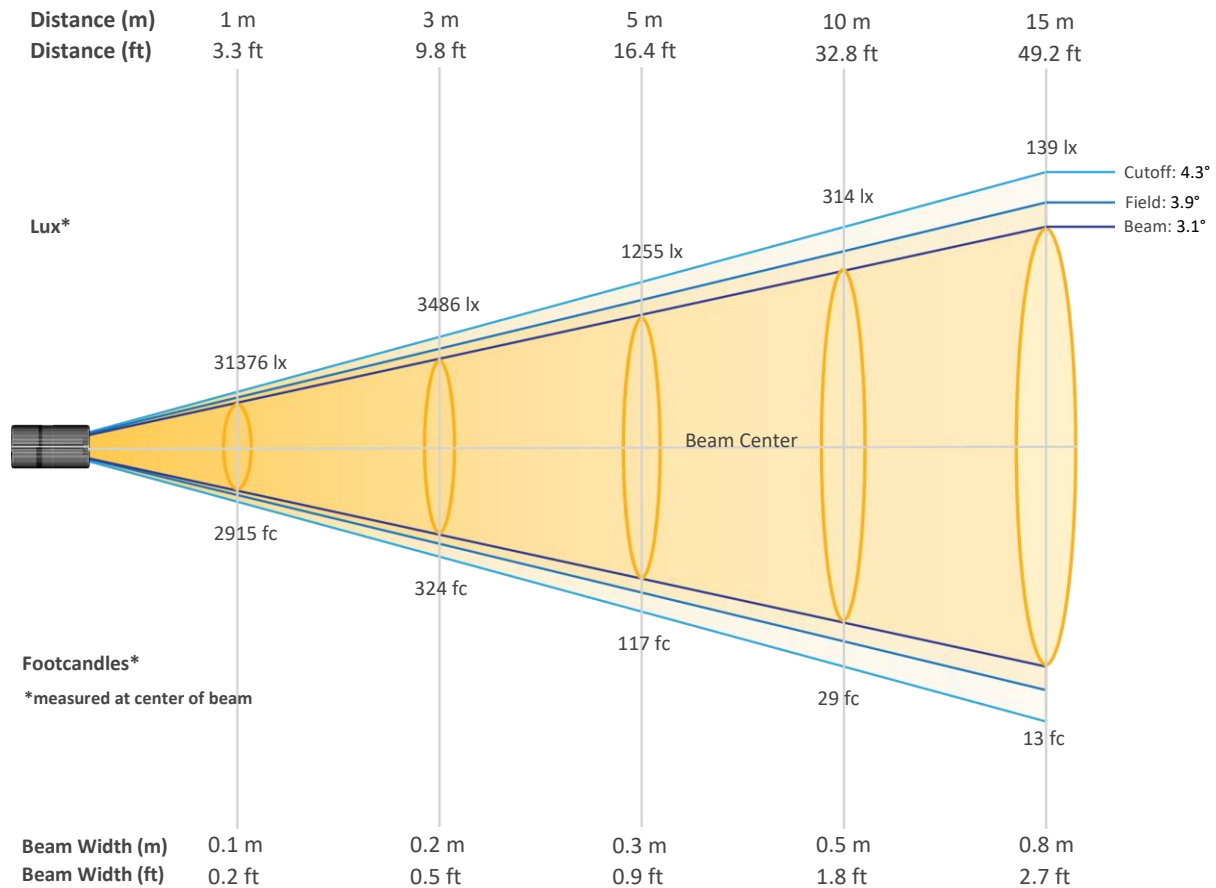
Color Temperature

0 K

# Photometric & Chromaticity Report

COLORado PXL Curve 12: Full Spot - Single Pixel - Red Only - Calibration On

## Beam Details

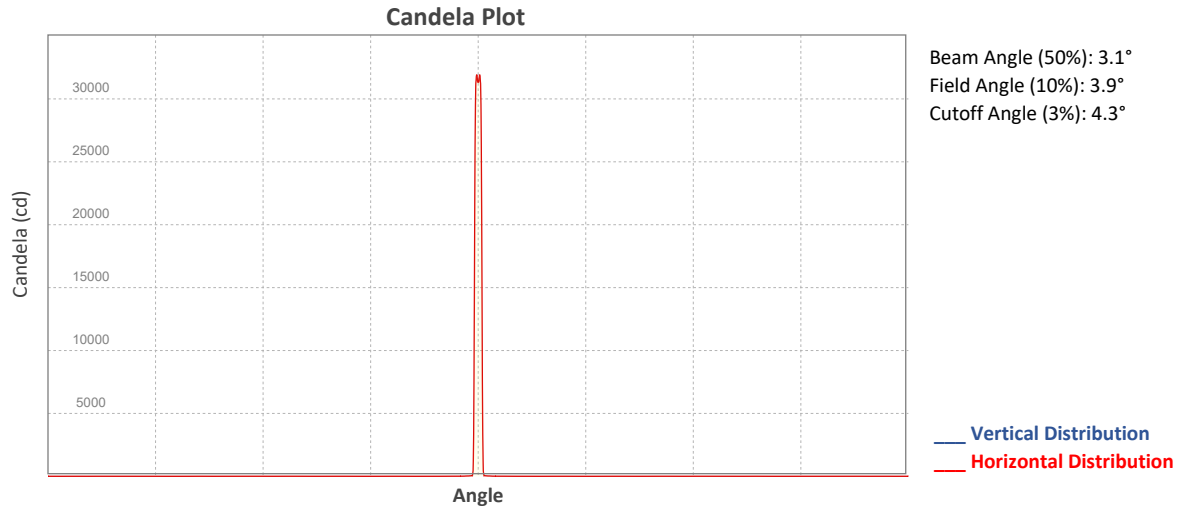


### Beam Intensities from 1-20m (3.3-65.6ft)

Distance	1m	2m	3m	4m	5m	6m	7m	8m	9m	10m
Lux	31376	7844	3486	1961	1255	872	640	490	387	314
Distance	11m	12m	13m	14m	15m	16m	17m	18m	19m	20m
Lux	259	218	186	160	139	123	109	97	87	78
Distance	3.3ft	6.6ft	9.8ft	13.1ft	16.4ft	19.7ft	23ft	26.2ft	29.5ft	32.8ft
FC	2915	729	324	182	117	81	59	46	36	29
Distance	36.1ft	39.4ft	42.7ft	45.9ft	49.2ft	52.5ft	55.8ft	59.1ft	62.3ft	65.6ft
FC	24	20	17	15	13	11	10	9	8	7

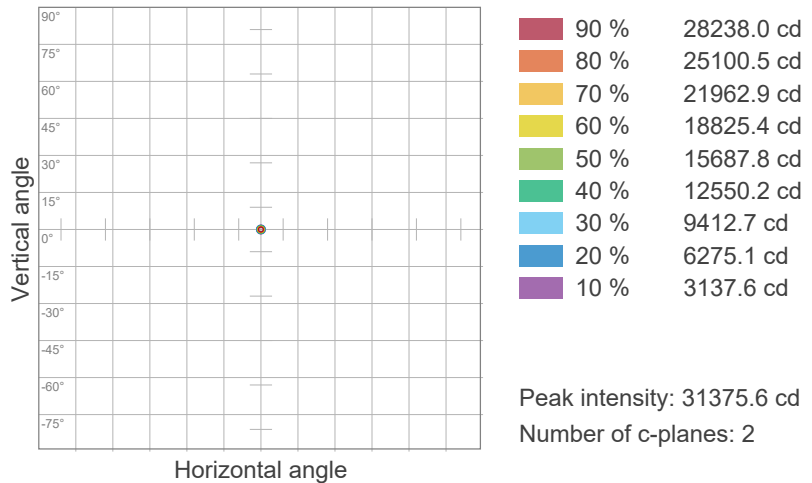
# Photometric & Chromaticity Report

COLORado PXL Curve 12: Full Spot - Single Pixel - Red Only - Calibration On

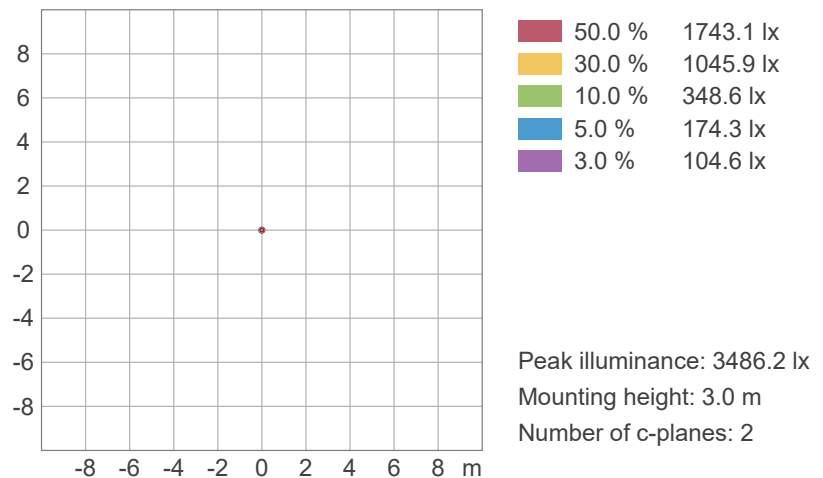


## ISO Diagrams

### ISO Candela Diagram



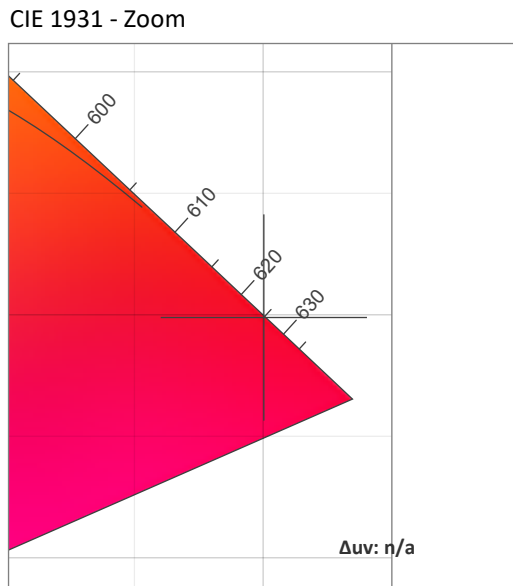
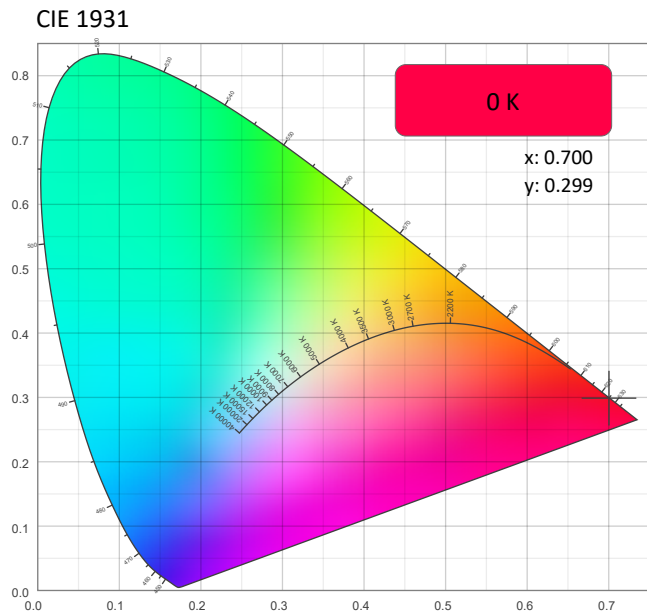
### ISO Lux Diagram



# Photometric & Chromaticity Report

COLORado PXL Curve 12: Full Spot - Single Pixel - Red Only - Calibration On

## Chromaticity



CRI: 0.0 (R1-R8)

0	0	0	0	0	0	0	0	0	0	0	0	0	0	0
R1	R2	R3	R4	R5	R6	R7	R8	R9	R10	R11	R12	R13	R14	R15

CQS: 0.0

0	0	0	0	0	0	0	0	0	0	0	0	0	0	0
Q1	Q2	Q3	Q4	Q5	Q6	Q7	Q8	Q9	Q10	Q11	Q12	Q13	Q14	Q15

Color Parameters

Color Temperature	Color Coordinate CIE 1931	Color Coordinate CIE 1931
CCT	x	y
0 K	0.700	0.299

Color Deviation from Black Body Curve	Color Coordinate CIE 1964	Color Coordinate CIE 1964
Δuv	y	u
n/a	0.299	0.540

Color Rendering Index	Red Component	Color Quality Scale
CRI	CRI - R9	CQS
0.0	0.0	0.0

Television Lighting Consistency Index	Color Fidelity	Color Gamut
TLCI	TM30 - Rf	TM30 Rg
n/a	0.0	0.0



# Photometric & Chromaticity Report

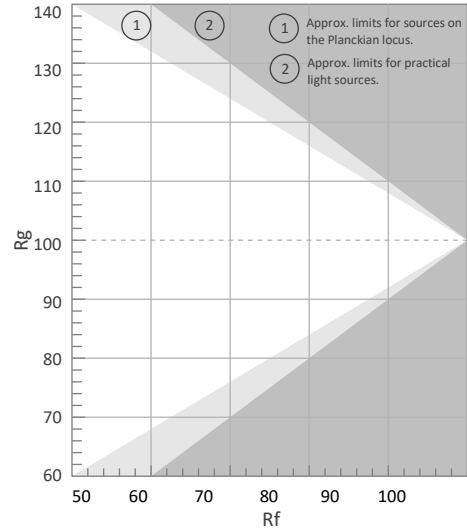
COLORado PXL Curve 12: Full Spot - Single Pixel - Red Only - Calibration On

## TM-30 Details

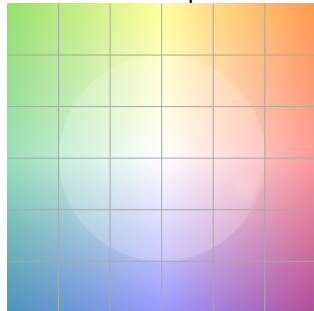
**Rf 0.0**  
Fidelity Index (Rg)

**Rg 0.0**  
Gammut Index (Rg)


Hue Bin	R <sub>f</sub>	Graphic shifts (%)	
		Chroma	Hue
1	0	0%	0%
2	0	0%	0%
3	0	0%	0%
4	0	0%	0%
5	0	0%	0%
6	0	0%	0%
7	0	0%	0%
8	0	0%	0%
9	0	0%	0%
10	0	0%	0%
11	0	0%	0%
12	0	0%	0%
13	0	0%	0%
14	0	0%	0%
15	0	0%	0%
16	0	0%	0%




Color Vector Graphic




Color Distortion Graphic



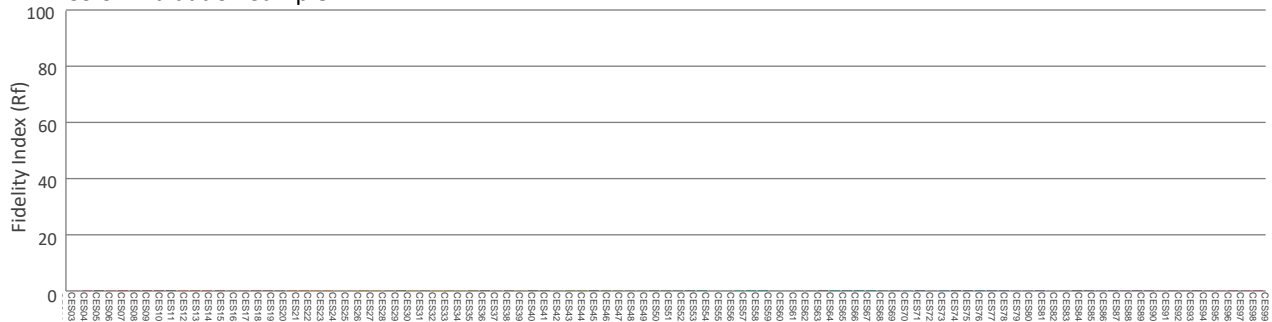
R<sub>f</sub> by Hue



Local Chroma Shift by Hue



Color Evaluation Sample



# Photometric & Chromaticity Report

COLORado PXL Curve 12: Full Spot - Single Pixel - Green Only

## Report Summary

### Measurements

Fixture Output: 161 lm  
Fixture Peak: 44877 cd  
Fixture Efficacy: n/a lm/W  
Intensity @ 5m: 1795 lux  
Color Temperature: 0 K  
CRI: 0.0      CRI R9 Value: 0.0  
CQS: 0.0  
TLCI: n/a  
TM-30 Rf: 0.0  
TM-30 Rg: 0.0  
Beam Angle (50%): 3.1°  
Field Angle (10%): 3.9°  
Cutoff Angle (3%): 4.5°

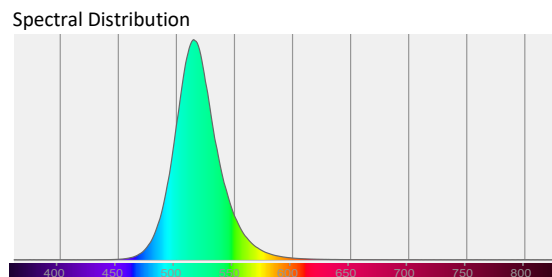
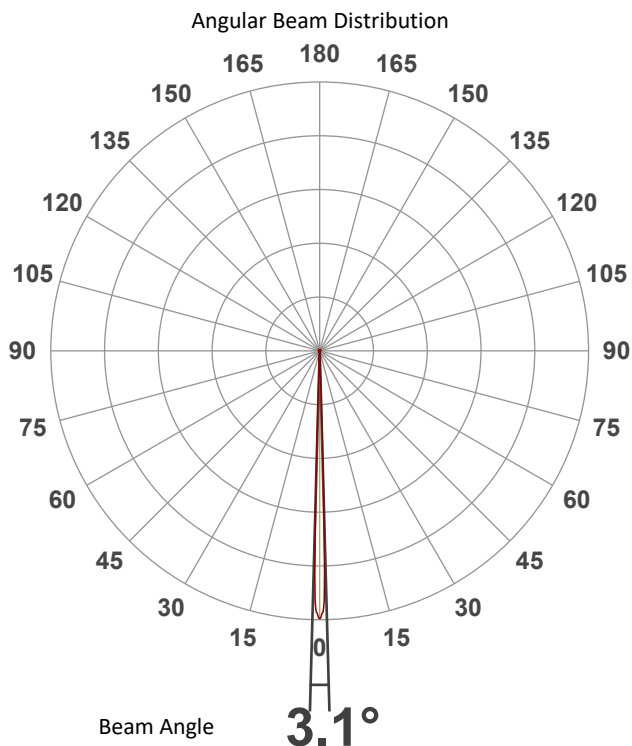


### Conditions

AC Supply: 120 V, 60 Hz  
Power: n/a W  
Current: 0.000 A  
Power Factor: n/a

This data sheet conforms to American National Standard E1.9 – 2007 (R2017). All data was measured and calculated by a Viso Systems LabSpion Goniometer at the Chauvet PD Optics Laboratory in Sunrise, FL on 4/28/2023 to LM-63-2002 Standards.

## Overall Measurement



Tested Color (CIE 1931):

X: 0.141

Y: 0.683



Light Quality

CRI: 0.0

Color Temperature

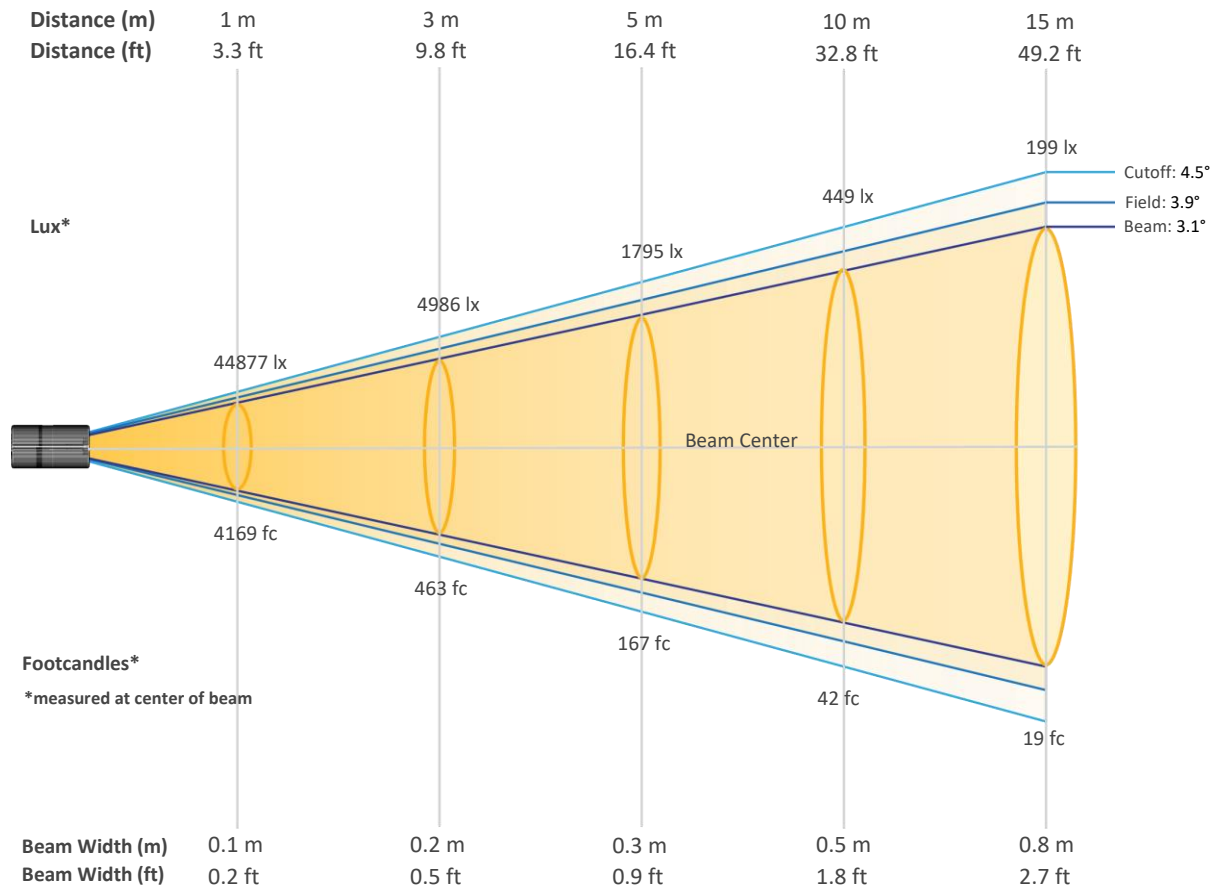
0 K



# Photometric & Chromaticity Report

COLORado PXL Curve 12: Full Spot - Single Pixel - Green Only

## Beam Details

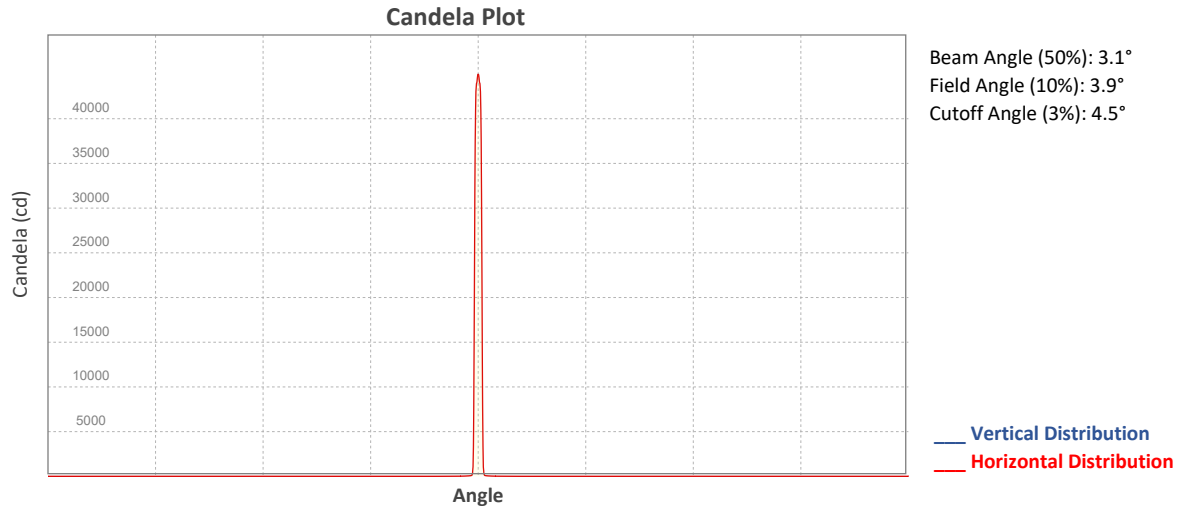


### Beam Intensities from 1-20m (3.3-65.6ft)

Distance	1m	2m	3m	4m	5m	6m	7m	8m	9m	10m
Lux	44877	11219	4986	2805	1795	1247	916	701	554	449
Distance	11m	12m	13m	14m	15m	16m	17m	18m	19m	20m
Lux	371	312	266	229	199	175	155	139	124	112
Distance	3.3ft	6.6ft	9.8ft	13.1ft	16.4ft	19.7ft	23ft	26.2ft	29.5ft	32.8ft
FC	4169	1042	463	261	167	116	85	65	51	42
Distance	36.1ft	39.4ft	42.7ft	45.9ft	49.2ft	52.5ft	55.8ft	59.1ft	62.3ft	65.6ft
FC	34	29	25	21	19	16	14	13	12	10

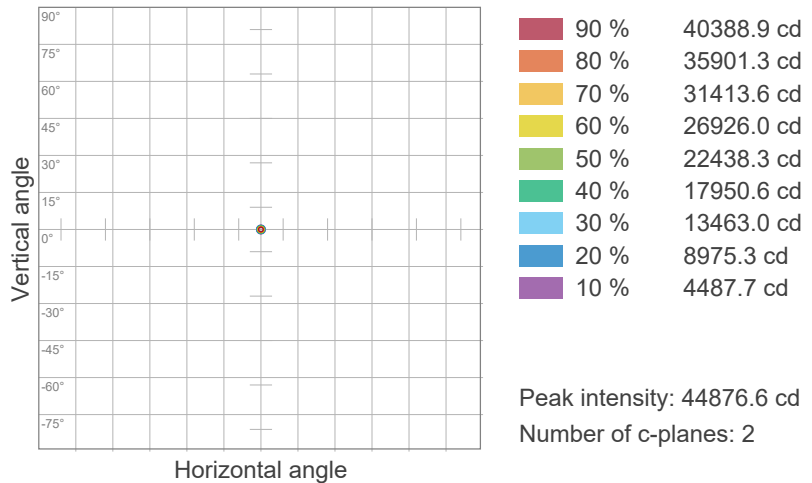
# Photometric & Chromaticity Report

COLORado PXL Curve 12: Full Spot - Single Pixel - Green Only

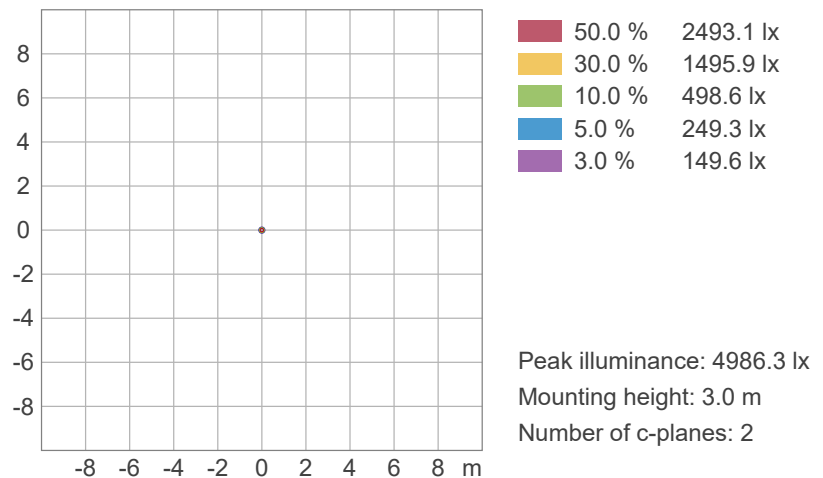


## ISO Diagrams

### ISO Candela Diagram



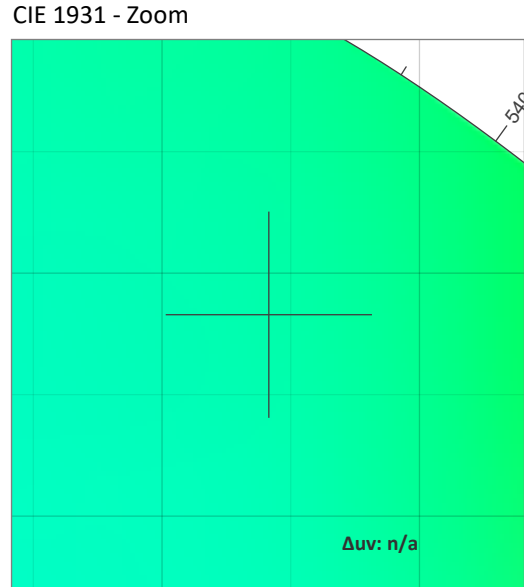
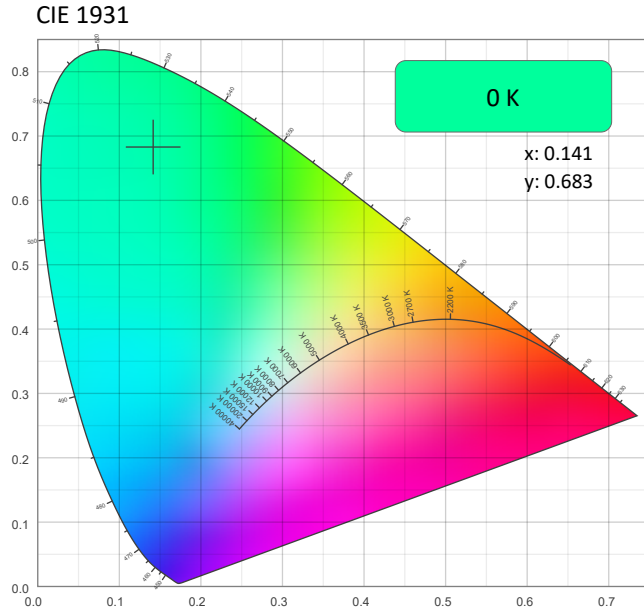
### ISO Lux Diagram



# Photometric & Chromaticity Report

COLORado PXL Curve 12: Full Spot - Single Pixel - Green Only

## Chromaticity



CRI: 0.0 (R1-R8)

0	0	0	0	0	0	0	0	0	0	0	0	0	0	0
R1	R2	R3	R4	R5	R6	R7	R8	R9	R10	R11	R12	R13	R14	R15

CQS: 0.0

0	0	0	0	0	0	0	0	0	0	0	0	0	0	0
Q1	Q2	Q3	Q4	Q5	Q6	Q7	Q8	Q9	Q10	Q11	Q12	Q13	Q14	Q15

Color Parameters

Color Temperature	Color Coordinate CIE 1931	Color Coordinate CIE 1931
CCT	x	y
0 K	0.141	0.683

Color Deviation from Black Body Curve	Color Coordinate CIE 1964	Color Coordinate CIE 1964
Δuv	y	u
n/a	0.683	0.052

Color Rendering Index	Red Component	Color Quality Scale
CRI	CRI - R9	CQS
0.0	0.0	0.0

Television Lighting Consistency Index	Color Fidelity	Color Gamut
TLCI	TM30 - Rf	TM30 Rg
n/a	0.0	0.0

# Photometric & Chromaticity Report

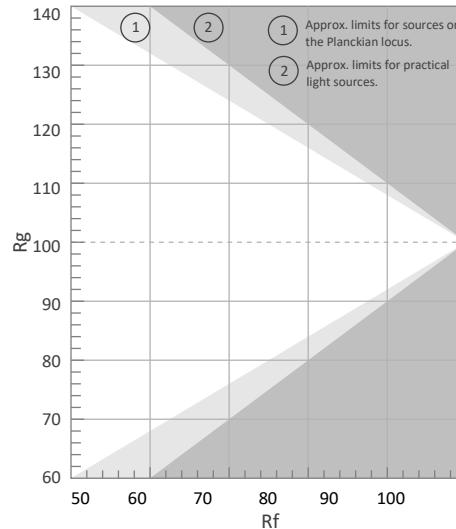
COLORado PXL Curve 12: Full Spot - Single Pixel - Green Only

## TM-30 Details

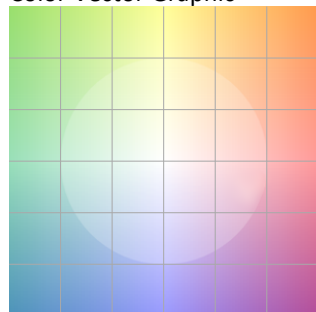
**Rf 0.0**  
Fidelity Index (Rg)

**Rg 0.0**  
Gammut Index (Rg)


Hue Bin	R <sub>f</sub>	Graphic shifts (%)	
		Chroma	Hue
1	0	0%	0%
2	0	0%	0%
3	0	0%	0%
4	0	0%	0%
5	0	0%	0%
6	0	0%	0%
7	0	0%	0%
8	0	0%	0%
9	0	0%	0%
10	0	0%	0%
11	0	0%	0%
12	0	0%	0%
13	0	0%	0%
14	0	0%	0%
15	0	0%	0%
16	0	0%	0%




Color Vector Graphic



Color Distortion Graphic



Rf by Hue



Local Chroma Shift by Hue



Color Evaluation Sample



# Photometric & Chromaticity Report

COLORado PXL Curve 12: Full Spot - Single Pixel - Green Only - Calibration On

## Report Summary

### Measurements

Fixture Output: 158 lm  
Fixture Peak: 44359 cd  
Fixture Efficacy: n/a lm/W  
Intensity @ 5m: 1774 lux  
Color Temperature: 0 K  
CRI: 0.0      CRI R9 Value: 0.0  
CQS: 0.0  
TLCI: n/a  
TM-30 Rf: 0.0  
TM-30 Rg: 0.0  
Beam Angle (50%): 3.1°  
Field Angle (10%): 3.9°  
Cutoff Angle (3%): 4.4°

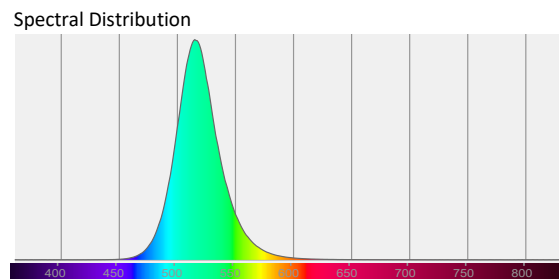
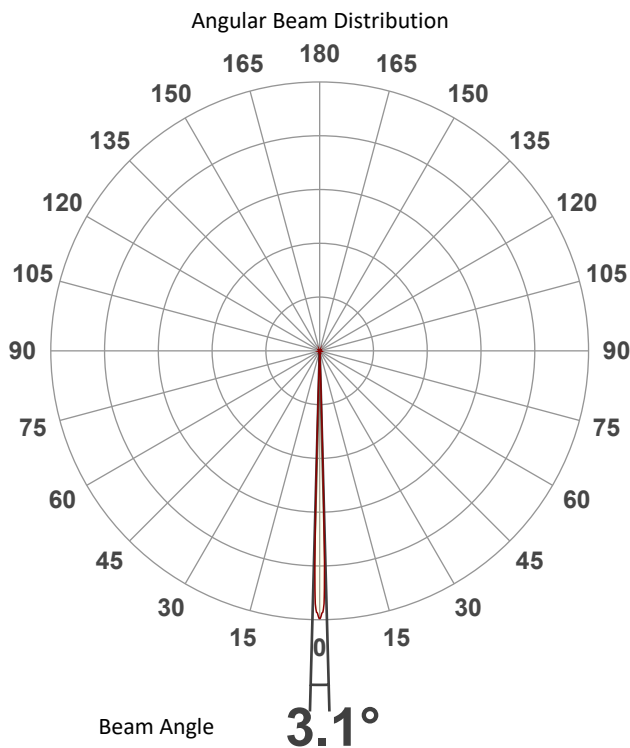


### Conditions

AC Supply: 119 V, 60 Hz  
Power: n/a W  
Current: 0.000 A  
Power Factor: n/a

This data sheet conforms to American National Standard E1.9 – 2007 (R2017). All data was measured and calculated by a Viso Systems LabSpion Goniometer at the Chauvet PD Optics Laboratory in Sunrise, FL on 4/28/2023 to LM-63-2002 Standards.

## Overall Measurement



Tested Color (CIE 1931):

X: 0.144

Y: 0.683



Light Quality

CRI: 0.0

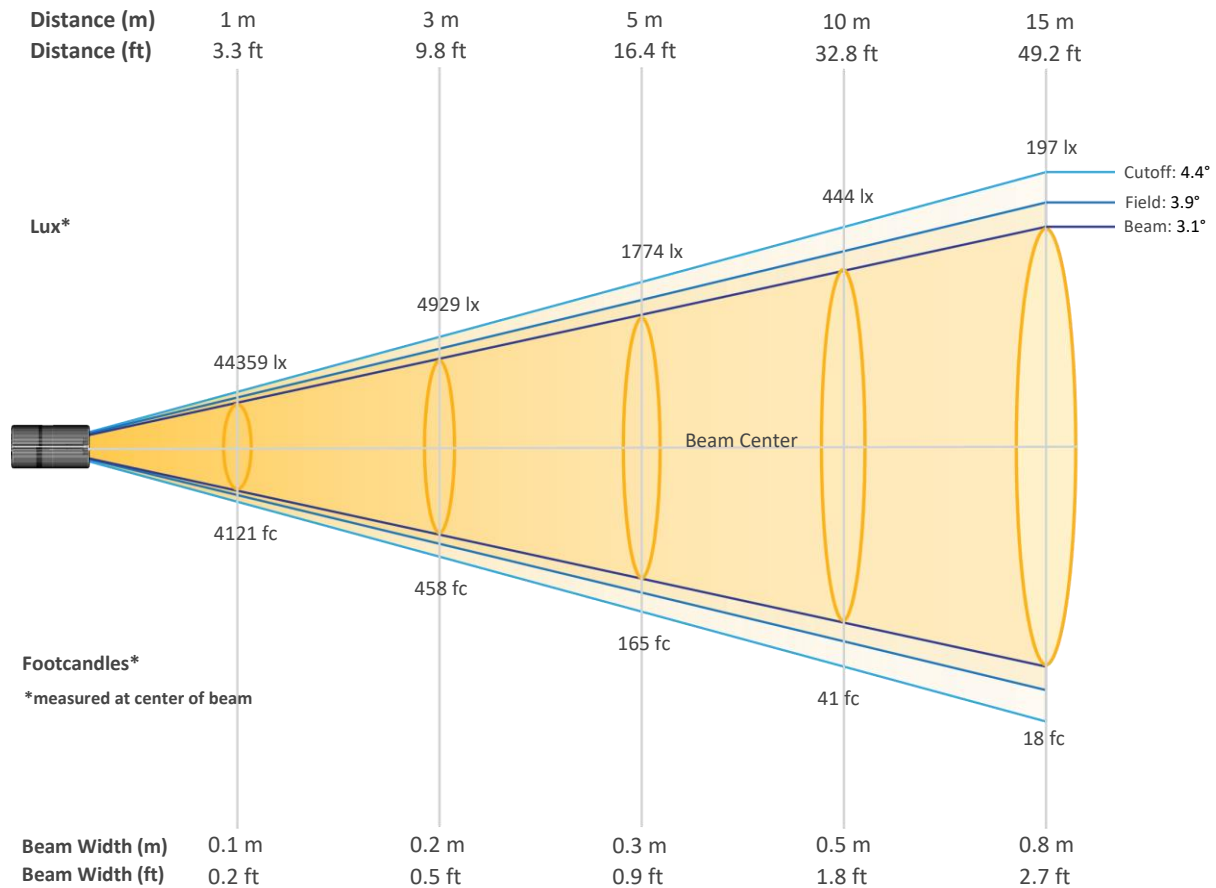
Color Temperature

0 K

# Photometric & Chromaticity Report

COLORado PXL Curve 12: Full Spot - Single Pixel - Green Only - Calibration On

## Beam Details

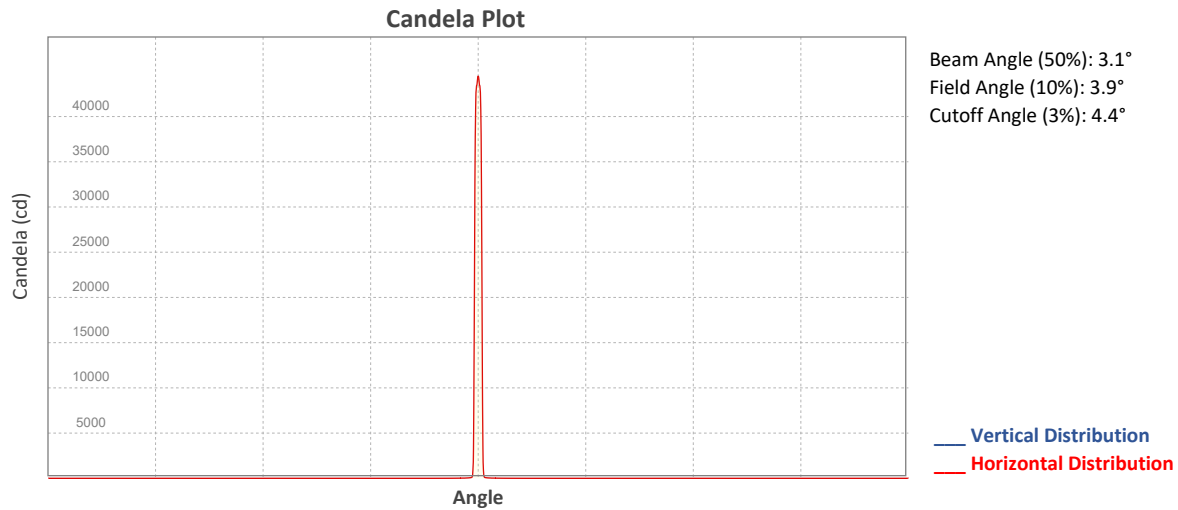


### Beam Intensities from 1-20m (3.3-65.6ft)

Distance	1m	2m	3m	4m	5m	6m	7m	8m	9m	10m
Lux	44359	11090	4929	2772	1774	1232	905	693	548	444
Distance	11m	12m	13m	14m	15m	16m	17m	18m	19m	20m
Lux	367	308	262	226	197	173	153	137	123	111
Distance	3.3ft	6.6ft	9.8ft	13.1ft	16.4ft	19.7ft	23ft	26.2ft	29.5ft	32.8ft
FC	4121	1030	458	258	165	114	84	64	51	41
Distance	36.1ft	39.4ft	42.7ft	45.9ft	49.2ft	52.5ft	55.8ft	59.1ft	62.3ft	65.6ft
FC	34	29	24	21	18	16	14	13	11	10

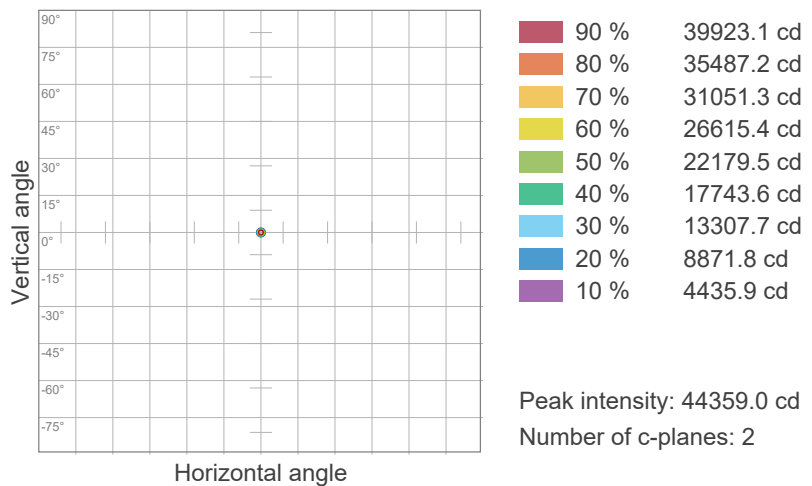
# Photometric & Chromaticity Report

COLORado PXL Curve 12: Full Spot - Single Pixel - Green Only - Calibration On

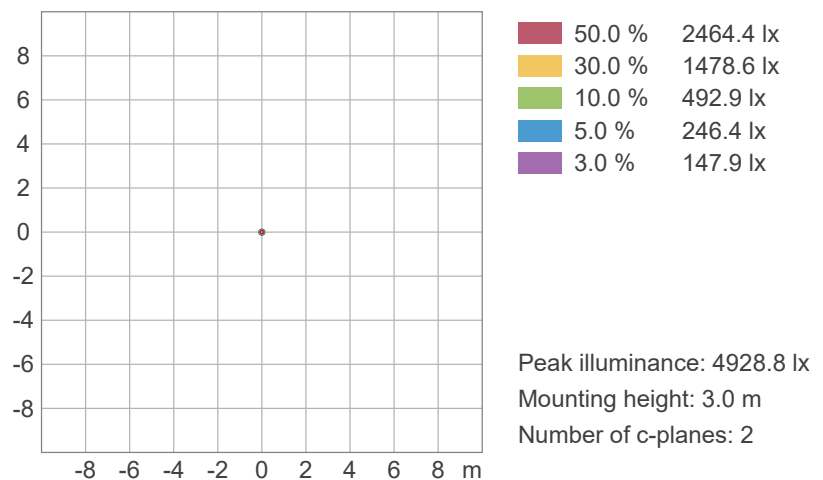


## ISO Diagrams

### ISO Candela Diagram



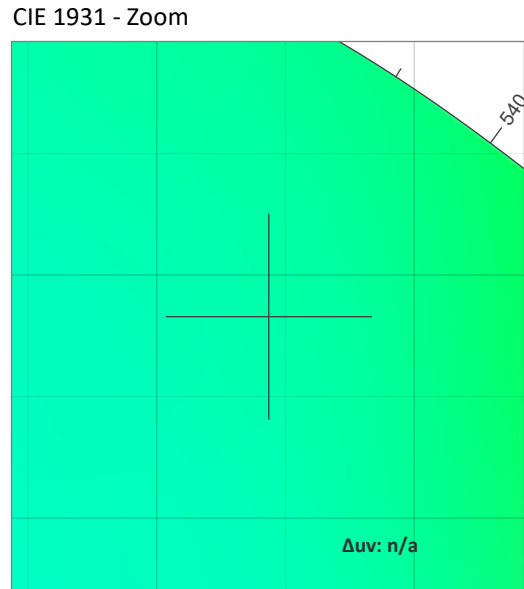
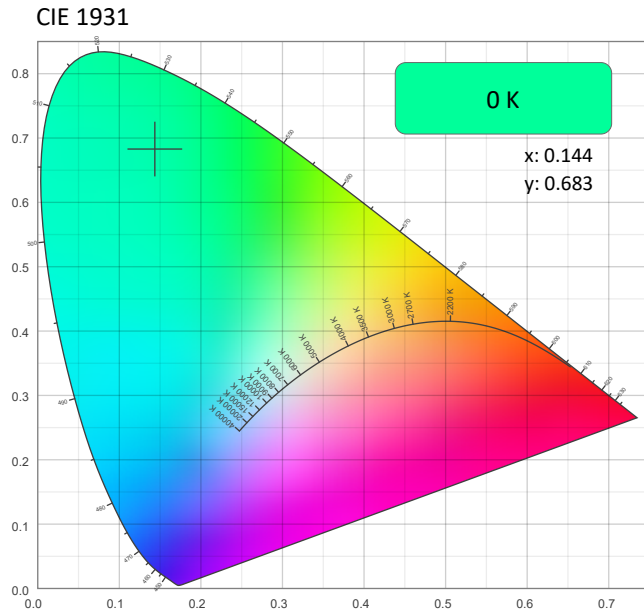
### ISO Lux Diagram



# Photometric & Chromaticity Report

COLORado PXL Curve 12: Full Spot - Single Pixel - Green Only - Calibration On

## Chromaticity



CRI: 0.0 (R1-R8)

0	0	0	0	0	0	0	0	0	0	0	0	0	0	0
R1	R2	R3	R4	R5	R6	R7	R8	R9	R10	R11	R12	R13	R14	R15

CQS: 0.0

0	0	0	0	0	0	0	0	0	0	0	0	0	0	0
Q1	Q2	Q3	Q4	Q5	Q6	Q7	Q8	Q9	Q10	Q11	Q12	Q13	Q14	Q15

Color Parameters

Color Temperature	Color Coordinate CIE 1931	Color Coordinate CIE 1931
CCT	x	y
0 K	0.144	0.683

Color Deviation from Black Body Curve	Color Coordinate CIE 1964	Color Coordinate CIE 1964
Δuv	y	u
n/a	0.683	0.053

Color Rendering Index	Red Component	Color Quality Scale
CRI	CRI - R9	CQS
0.0	0.0	0.0

Television Lighting Consistency Index	Color Fidelity	Color Gamut
TLCI	TM30 - Rf	TM30 Rg
n/a	0.0	0.0



# Photometric & Chromaticity Report

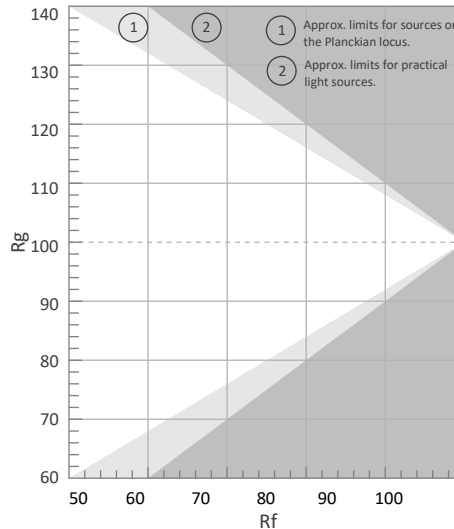
COLORado PXL Curve 12: Full Spot - Single Pixel - Green Only - Calibration On

## TM-30 Details

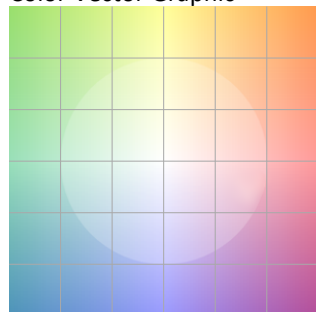
**Rf 0.0**  
Fidelity Index (Rg)

**Rg 0.0**  
Gammut Index (Rg)


Hue Bin	R <sub>f</sub>	Graphic shifts (%)	
		Chroma	Hue
1	0	0%	0%
2	0	0%	0%
3	0	0%	0%
4	0	0%	0%
5	0	0%	0%
6	0	0%	0%
7	0	0%	0%
8	0	0%	0%
9	0	0%	0%
10	0	0%	0%
11	0	0%	0%
12	0	0%	0%
13	0	0%	0%
14	0	0%	0%
15	0	0%	0%
16	0	0%	0%



Color Vector Graphic




Color Distortion Graphic



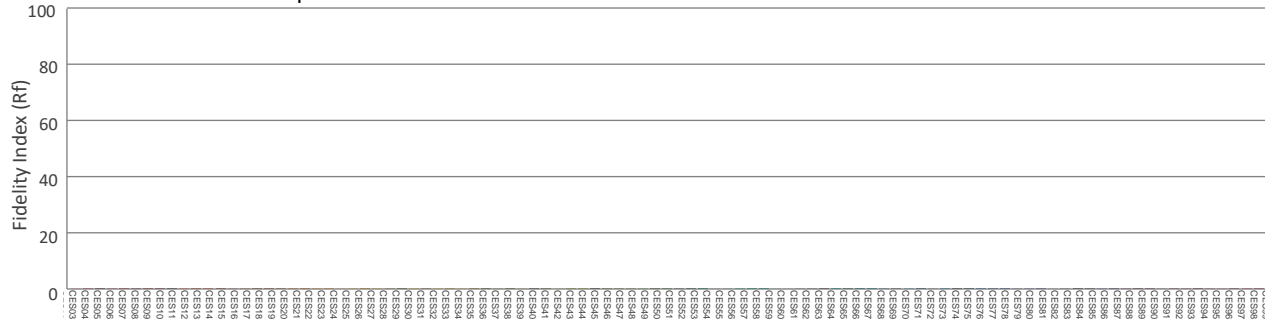
Rf by Hue



Local Chroma Shift by Hue



Color Evaluation Sample



# Photometric & Chromaticity Report

COLORado PXL Curve 12: Full Spot - Single Pixel - Blue Only

## Report Summary

### Measurements

Fixture Output: 177 lm  
Fixture Peak: 14191 cd  
Fixture Efficacy: n/a lm/W  
Intensity @ 5m: 568 lux  
Color Temperature: 0 K  
CRI: 0.0      CRI R9 Value: 0.0  
CQS: 0.0  
TLCI: n/a  
TM-30 Rf: 0.0  
TM-30 Rg: 0.0  
Beam Angle (50%): 3°  
Field Angle (10%): 4.1°  
Cutoff Angle (3%): 4.7°

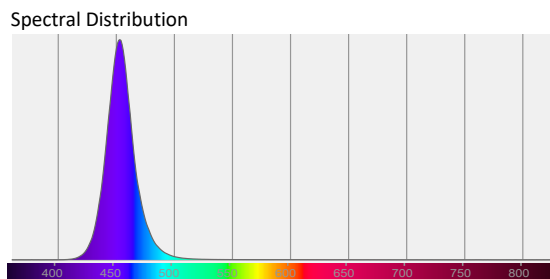
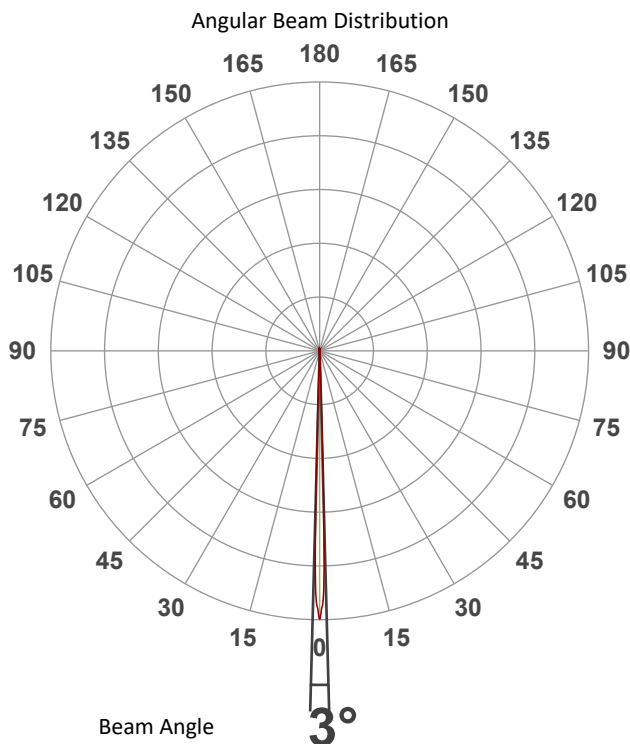


### Conditions

AC Supply: 120 V, 60 Hz  
Power: n/a W  
Current: 0.000 A  
Power Factor: n/a

This data sheet conforms to American National Standard E1.9 – 2007 (R2017). All data was measured and calculated by a Viso Systems LabSpion Goniometer at the Chauvet PD Optics Laboratory in Sunrise, FL on 4/28/2023 to LM-63-2002 Standards.

## Overall Measurement



Tested Color (CIE 1931):  
X: 0.151  
Y: 0.030



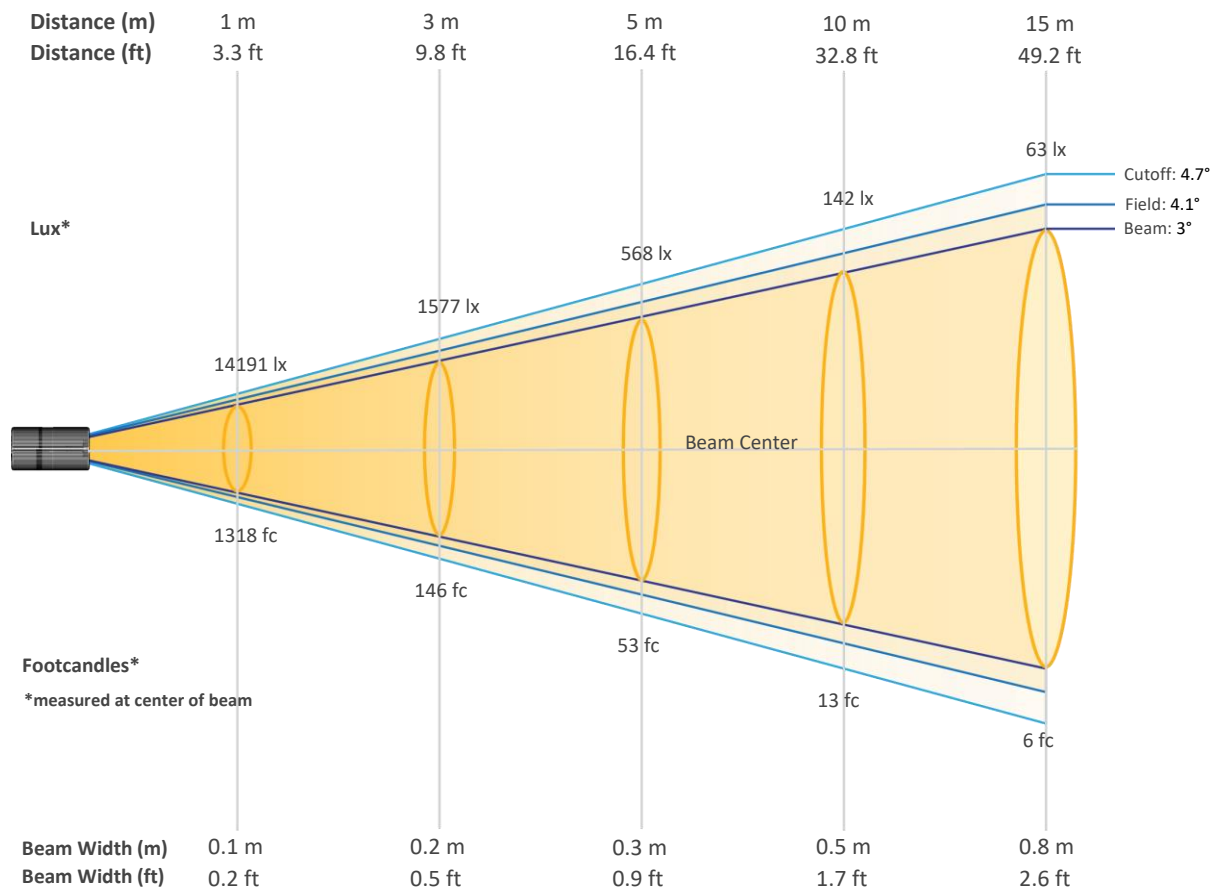
Light Quality  
CRI: 0.0

Color Temperature  
0 K

# Photometric & Chromaticity Report

COLORado PXL Curve 12: Full Spot - Single Pixel - Blue Only

## Beam Details

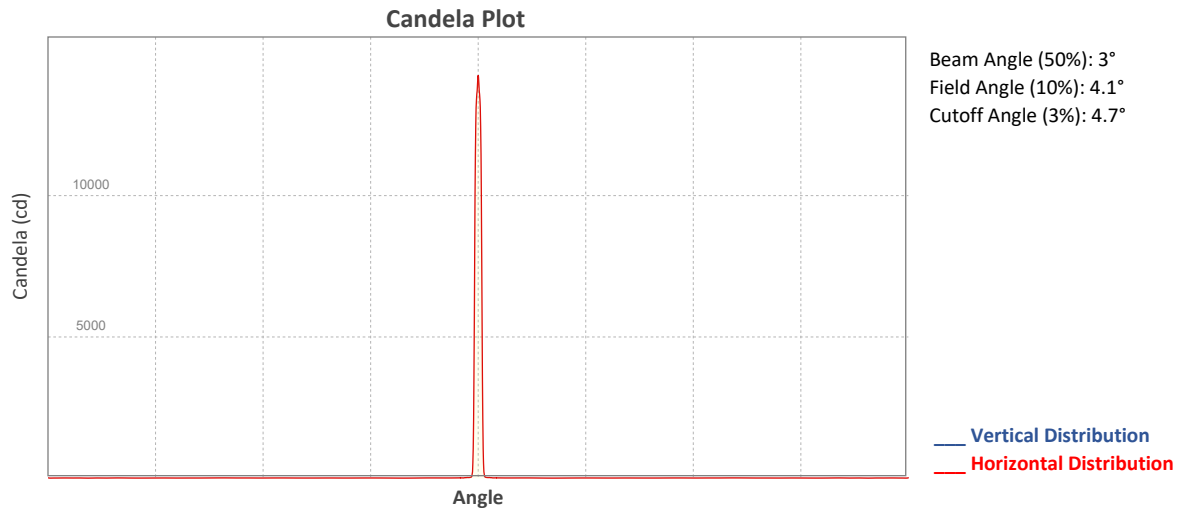


### Beam Intensities from 1-20m (3.3-65.6ft)

Distance	1m	2m	3m	4m	5m	6m	7m	8m	9m	10m
Lux	14191	3548	1577	887	568	394	290	222	175	142
Distance	11m	12m	13m	14m	15m	16m	17m	18m	19m	20m
Lux	117	99	84	72	63	55	49	44	39	35
Distance	3.3ft	6.6ft	9.8ft	13.1ft	16.4ft	19.7ft	23ft	26.2ft	29.5ft	32.8ft
FC	1318	330	146	82	53	37	27	21	16	13
Distance	36.1ft	39.4ft	42.7ft	45.9ft	49.2ft	52.5ft	55.8ft	59.1ft	62.3ft	65.6ft
FC	11	9	8	7	6	5	5	4	4	3

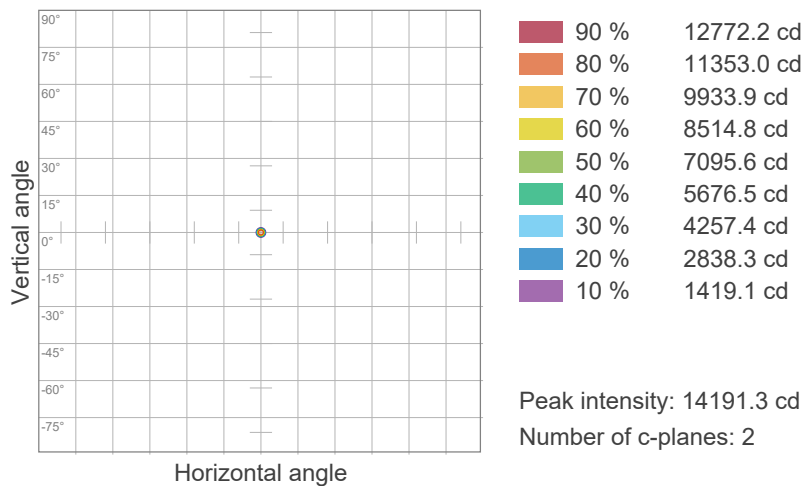
# Photometric & Chromaticity Report

COLORado PXL Curve 12: Full Spot - Single Pixel - Blue Only

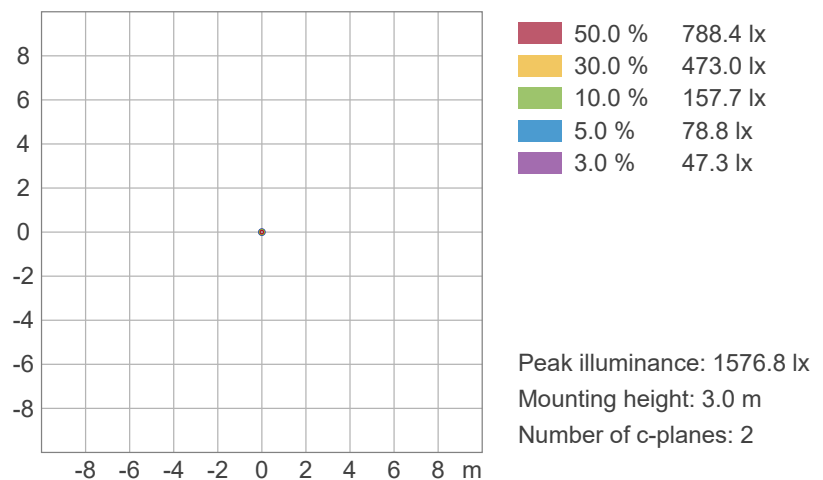


## ISO Diagrams

### ISO Candela Diagram



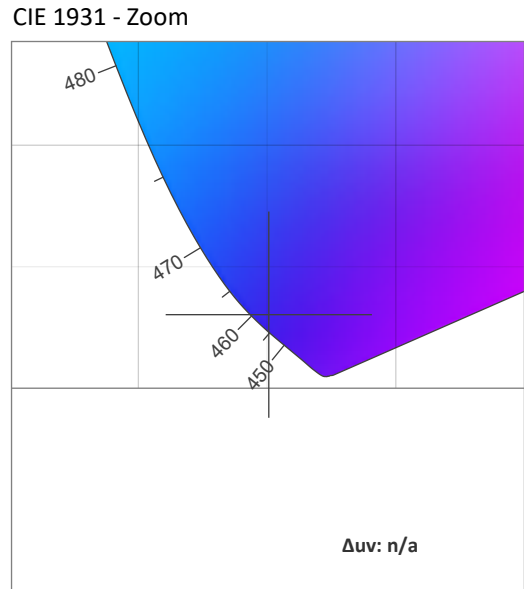
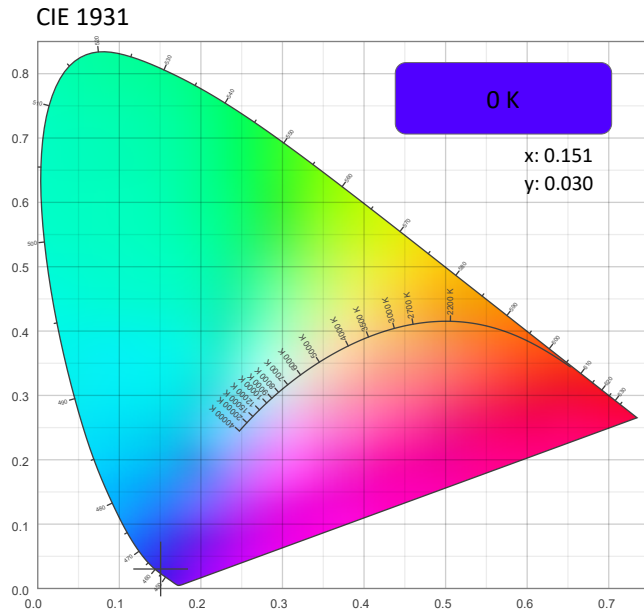
### ISO Lux Diagram



# Photometric & Chromaticity Report

COLORado PXL Curve 12: Full Spot - Single Pixel - Blue Only

## Chromaticity



CRI: 0.0 (R1-R8)

0	0	0	0	0	0	0	0	0	0	0	0	0	0	0	0
R1	R2	R3	R4	R5	R6	R7	R8	R9	R10	R11	R12	R13	R14	R15	

CQS: 0.0

0	0	0	0	0	0	0	0	0	0	0	0	0	0	0	0
Q1	Q2	Q3	Q4	Q5	Q6	Q7	Q8	Q9	Q10	Q11	Q12	Q13	Q14	Q15	

Color Parameters

Color Temperature	Color Coordinate CIE 1931	Color Coordinate CIE 1931
CCT	x	y
0 K	0.151	0.030

Color Deviation from Black Body Curve	Color Coordinate CIE 1964	Color Coordinate CIE 1964
Δuv	y	u
n/a	0.030	0.197

Color Rendering Index	Red Component	Color Quality Scale
CRI	CRI - R9	CQS
0.0	0.0	0.0

Television Lighting Consistency Index	Color Fidelity	Color Gamut
TLCI	TM30 - Rf	TM30 Rg
n/a	0.0	0.0



# Photometric & Chromaticity Report

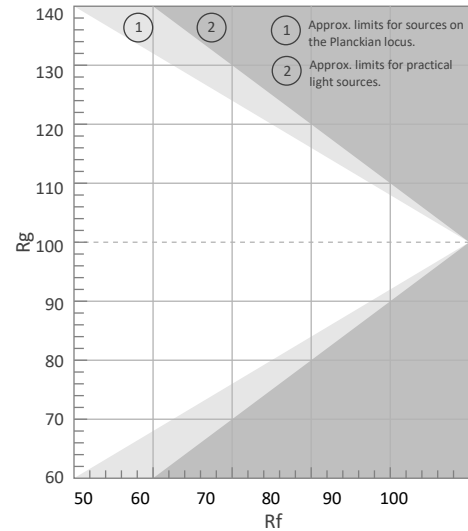
COLORado PXL Curve 12: Full Spot - Single Pixel - Blue Only

## TM-30 Details

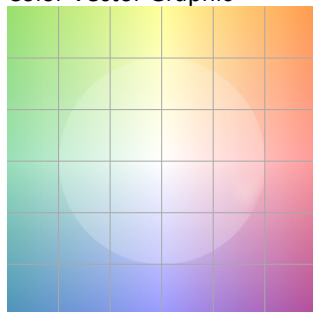
**Rf 0.0**  
Fidelity Index (Rg)

**Rg 0.0**  
Gammut Index (Rg)


Hue Bin	R <sub>f</sub>	Graphic shifts (%)	
		Chroma	Hue
1	0	0%	0%
2	0	0%	0%
3	0	0%	0%
4	0	0%	0%
5	0	0%	0%
6	0	0%	0%
7	0	0%	0%
8	0	0%	0%
9	0	0%	0%
10	0	0%	0%
11	0	0%	0%
12	0	0%	0%
13	0	0%	0%
14	0	0%	0%
15	0	0%	0%
16	0	0%	0%




Color Vector Graphic




Color Distortion Graphic



Rf by Hue



Local Chroma Shift by Hue



Color Evaluation Sample



# Photometric & Chromaticity Report

COLORado PXL Curve 12: Full Spot - Single Pixel - Blue Only - Calibration On

## Report Summary

### Measurements

Fixture Output: 161 lm  
Fixture Peak: 14142 cd  
Fixture Efficacy: n/a lm/W  
Intensity @ 5m: 566 lux  
Color Temperature: 0 K  
CRI: 0.0      CRI R9 Value: 0.0  
CQS: 0.0  
TLCI: n/a  
TM-30 Rf: 0.0  
TM-30 Rg: 0.0  
Beam Angle (50%): 3°  
Field Angle (10%): 4.1°  
Cutoff Angle (3%): 4.7°

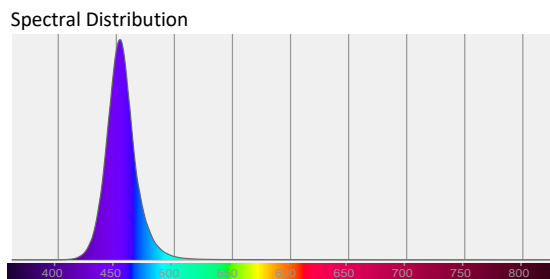
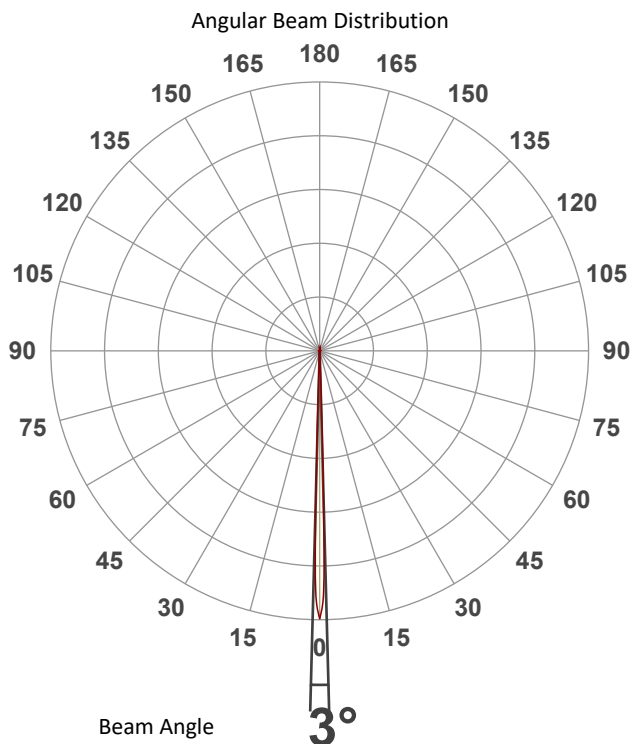


### Conditions

AC Supply: 119 V, 60 Hz  
Power: n/a W  
Current: 0.000 A  
Power Factor: n/a

This data sheet conforms to American National Standard E1.9 – 2007 (R2017). All data was measured and calculated by a Viso Systems LabSpion Goniometer at the Chauvet PD Optics Laboratory in Sunrise, FL on 4/28/2023 to LM-63-2002 Standards.

## Overall Measurement



Tested Color (CIE 1931):

X: 0.150

Y: 0.031



Light Quality

CRI: 0.0

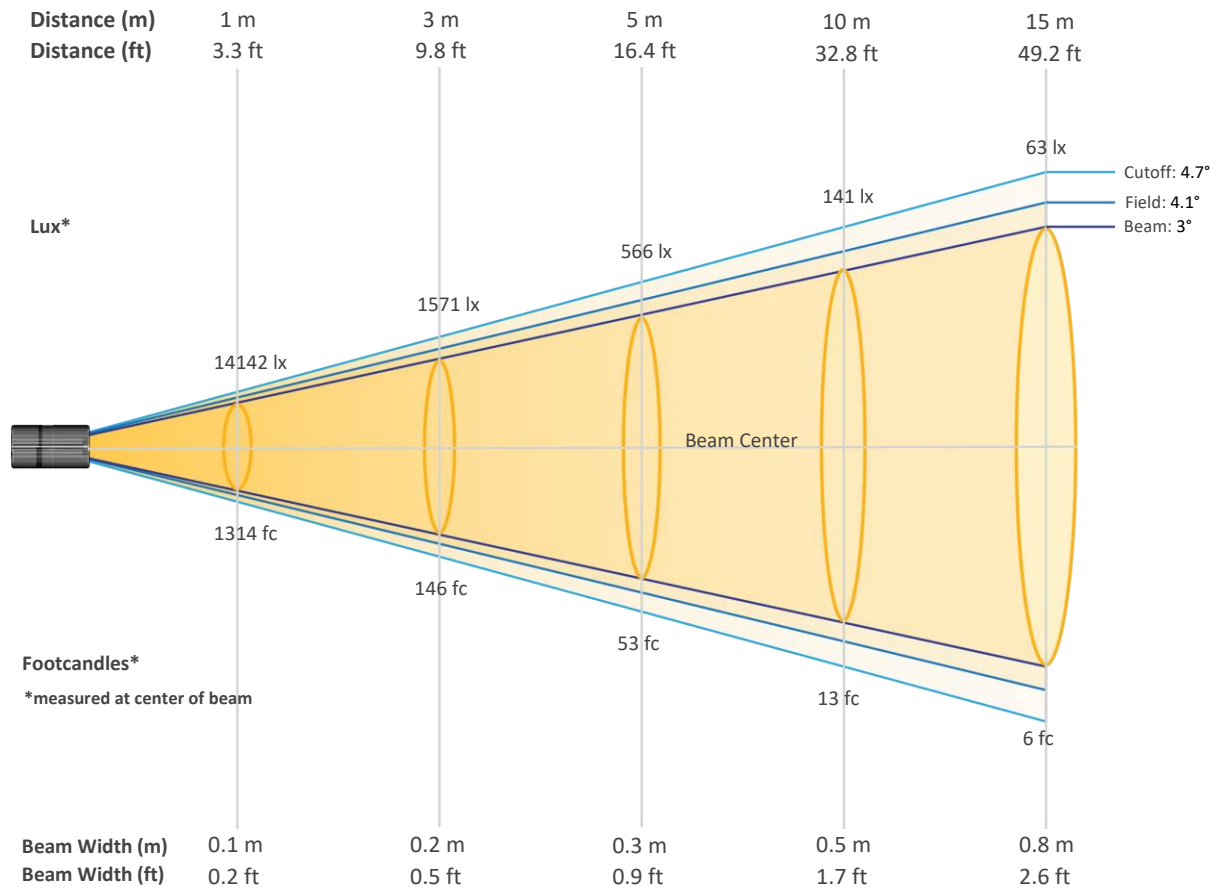
Color Temperature

0 K

# Photometric & Chromaticity Report

COLORado PXL Curve 12: Full Spot - Single Pixel - Blue Only - Calibration On

## Beam Details



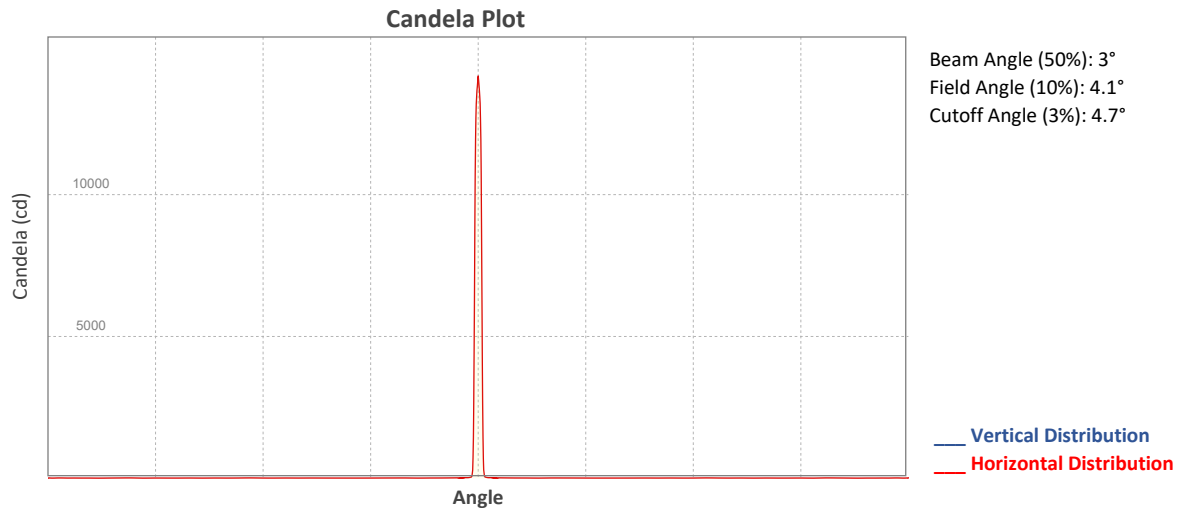
### Beam Intensities from 1-20m (3.3-65.6ft)

Distance	1m	2m	3m	4m	5m	6m	7m	8m	9m	10m
Lux	14142	3535	1571	884	566	393	289	221	175	141
Distance	11m	12m	13m	14m	15m	16m	17m	18m	19m	20m
Lux	117	98	84	72	63	55	49	44	39	35
Distance	3.3ft	6.6ft	9.8ft	13.1ft	16.4ft	19.7ft	23ft	26.2ft	29.5ft	32.8ft
FC	1314	328	146	82	53	36	27	21	16	13
Distance	36.1ft	39.4ft	42.7ft	45.9ft	49.2ft	52.5ft	55.8ft	59.1ft	62.3ft	65.6ft
FC	11	9	8	7	6	5	5	4	4	3



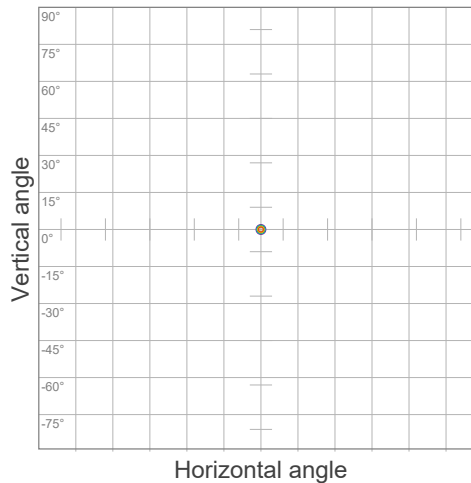
# Photometric & Chromaticity Report

COLORado PXL Curve 12: Full Spot - Single Pixel - Blue Only - Calibration On



## ISO Diagrams

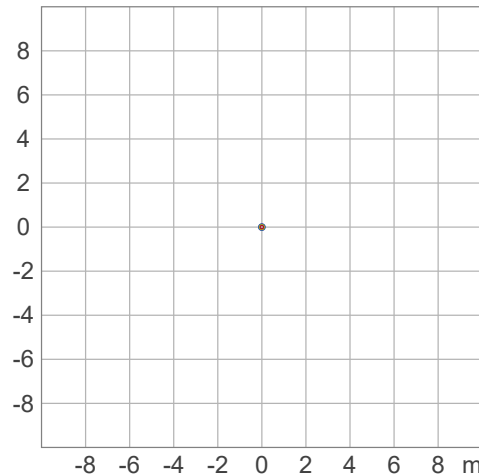
### ISO Candela Diagram



90 %	12727.7 cd
80 %	11313.5 cd
70 %	9899.3 cd
60 %	8485.1 cd
50 %	7071.0 cd
40 %	5656.8 cd
30 %	4242.6 cd
20 %	2828.4 cd
10 %	1414.2 cd

Peak intensity: 14141.9 cd  
 Number of c-planes: 2

### ISO Lux Diagram



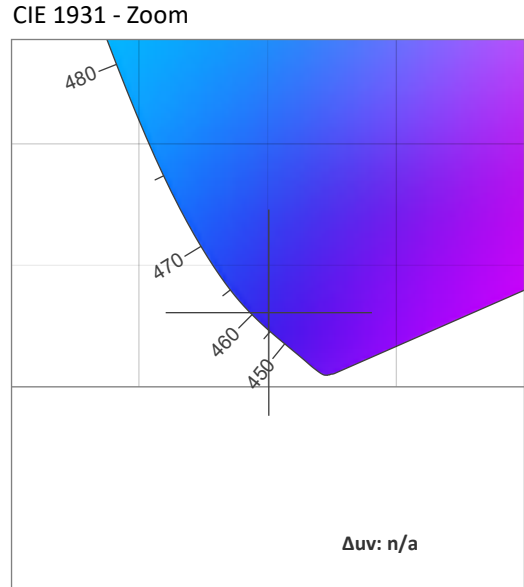
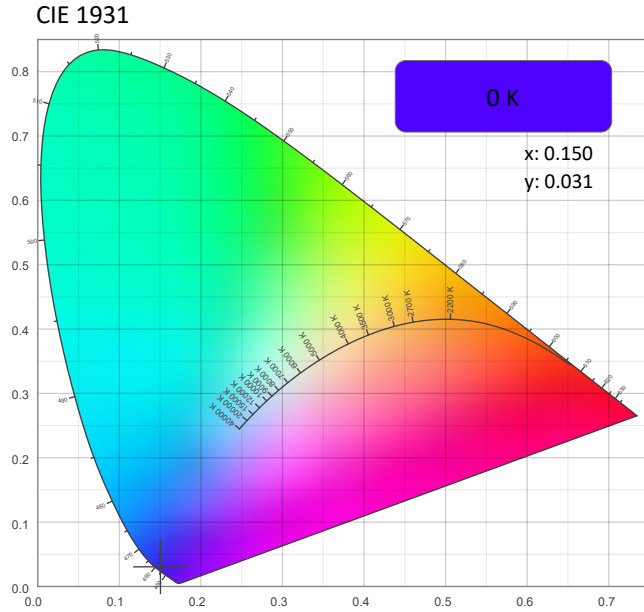
50.0 %	785.7 lx
30.0 %	471.4 lx
10.0 %	157.1 lx
5.0 %	78.6 lx
3.0 %	47.1 lx

Peak illuminance: 1571.3 lx  
 Mounting height: 3.0 m  
 Number of c-planes: 2

# Photometric & Chromaticity Report

COLORado PXL Curve 12: Full Spot - Single Pixel - Blue Only - Calibration On

## Chromaticity



CRI: 0.0 (R1-R8)

0	0	0	0	0	0	0	0	0	0	0	0	0	0	0
R1	R2	R3	R4	R5	R6	R7	R8	R9	R10	R11	R12	R13	R14	R15

CQS: 0.0

0	0	0	0	0	0	0	0	0	0	0	0	0	0	0
Q1	Q2	Q3	Q4	Q5	Q6	Q7	Q8	Q9	Q10	Q11	Q12	Q13	Q14	Q15

Color Parameters

Color Temperature	Color Coordinate CIE 1931	Color Coordinate CIE 1931
CCT	x	y
0 K	0.150	0.031

Color Deviation from Black Body Curve	Color Coordinate CIE 1964	Color Coordinate CIE 1964
$\Delta uv$	y	u
n/a	0.031	0.196

Color Rendering Index	Red Component	Color Quality Scale
CRI	CRI - R9	CQS
0.0	0.0	0.0

Television Lighting Consistency Index	Color Fidelity	Color Gamut
TLCI	TM30 - Rf	TM30 Rg
n/a	0.0	0.0

# Photometric & Chromaticity Report

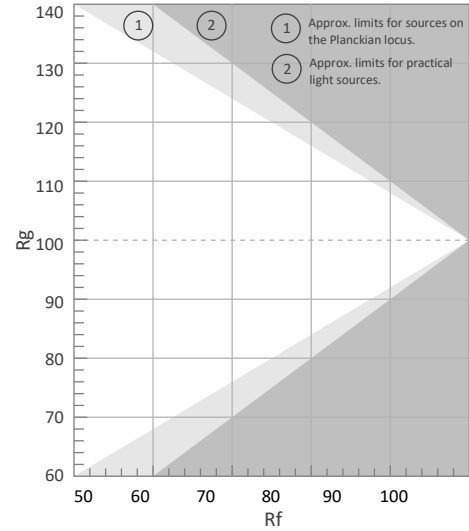
COLORado PXL Curve 12: Full Spot - Single Pixel - Blue Only - Calibration On

## TM-30 Details


**Rf 0.0**  
Fidelity Index (Rg)

**Rg 0.0**  
Gammut Index (Rg)


Hue Bin	R <sub>f</sub>	Graphic shifts (%)	
		Chroma	Hue
1	0	0%	0%
2	0	0%	0%
3	0	0%	0%
4	0	0%	0%
5	0	0%	0%
6	0	0%	0%
7	0	0%	0%
8	0	0%	0%
9	0	0%	0%
10	0	0%	0%
11	0	0%	0%
12	0	0%	0%
13	0	0%	0%
14	0	0%	0%
15	0	0%	0%
16	0	0%	0%



Color Vector Graphic




Color Distortion Graphic



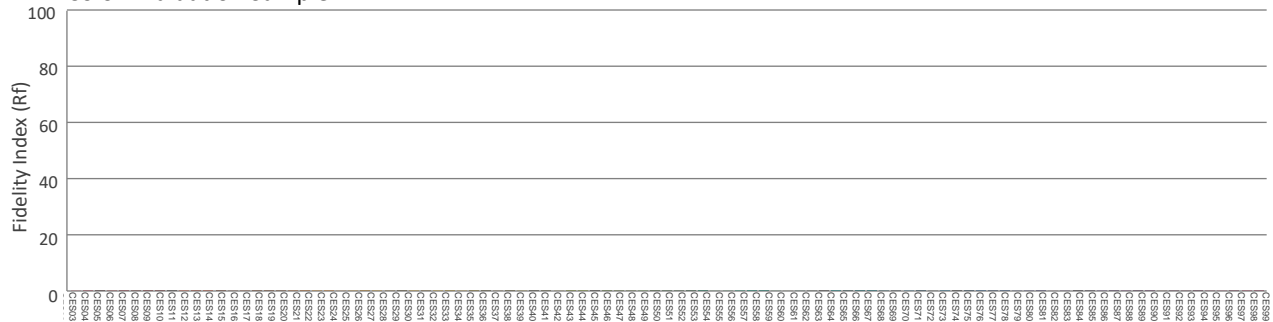
R<sub>f</sub> by Hue



Local Chroma Shift by Hue



Color Evaluation Sample



# Photometric & Chromaticity Report

COLORado PXL Curve 12: Full Spot - Single Pixel - White Only

## Report Summary

### Measurements

Fixture Output: 244 lm  
Fixture Peak: 83769 cd  
Fixture Efficacy: n/a lm/W  
Intensity @ 5m: 3351 lux  
Color Temperature: 6896 K  
CRI: 71.6      CRI R9 Value: -6.4  
CQS: 66.8  
TLCI: 46  
TM-30 Rf: 68.1  
TM-30 Rg: 97.5  
Beam Angle (50%): 3.1°  
Field Angle (10%): 3.9°  
Cutoff Angle (3%): 4.5°

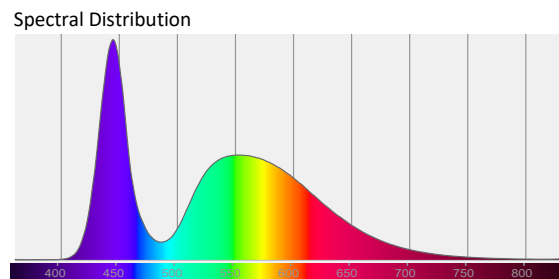
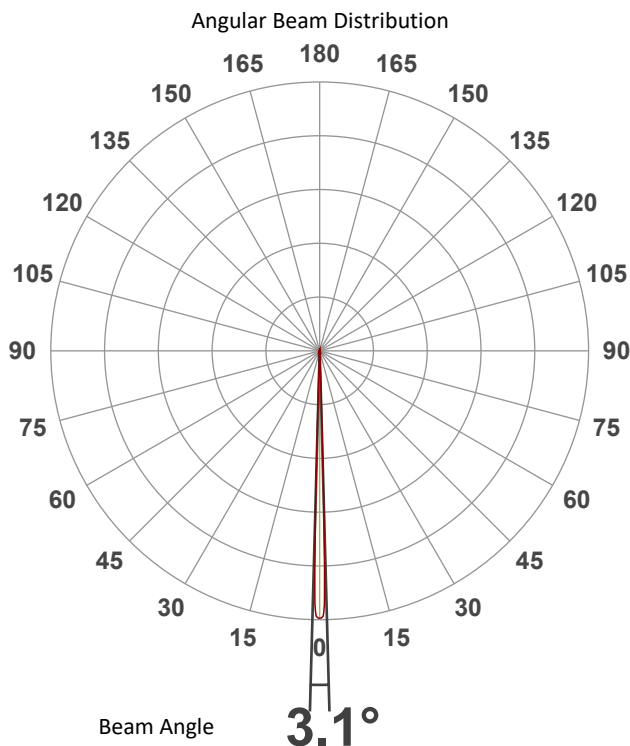


### Conditions

AC Supply: 120 V, 60 Hz  
Power: n/a W  
Current: 0.000 A  
Power Factor: n/a

This data sheet conforms to American National Standard E1.9 – 2007 (R2017). All data was measured and calculated by a Viso Systems LabSpion Goniometer at the Chauvet PD Optics Laboratory in Sunrise, FL on 4/28/2023 to LM-63-2002 Standards.

## Overall Measurement



Tested Color (CIE 1931):  
X: 0.310  
Y: 0.308

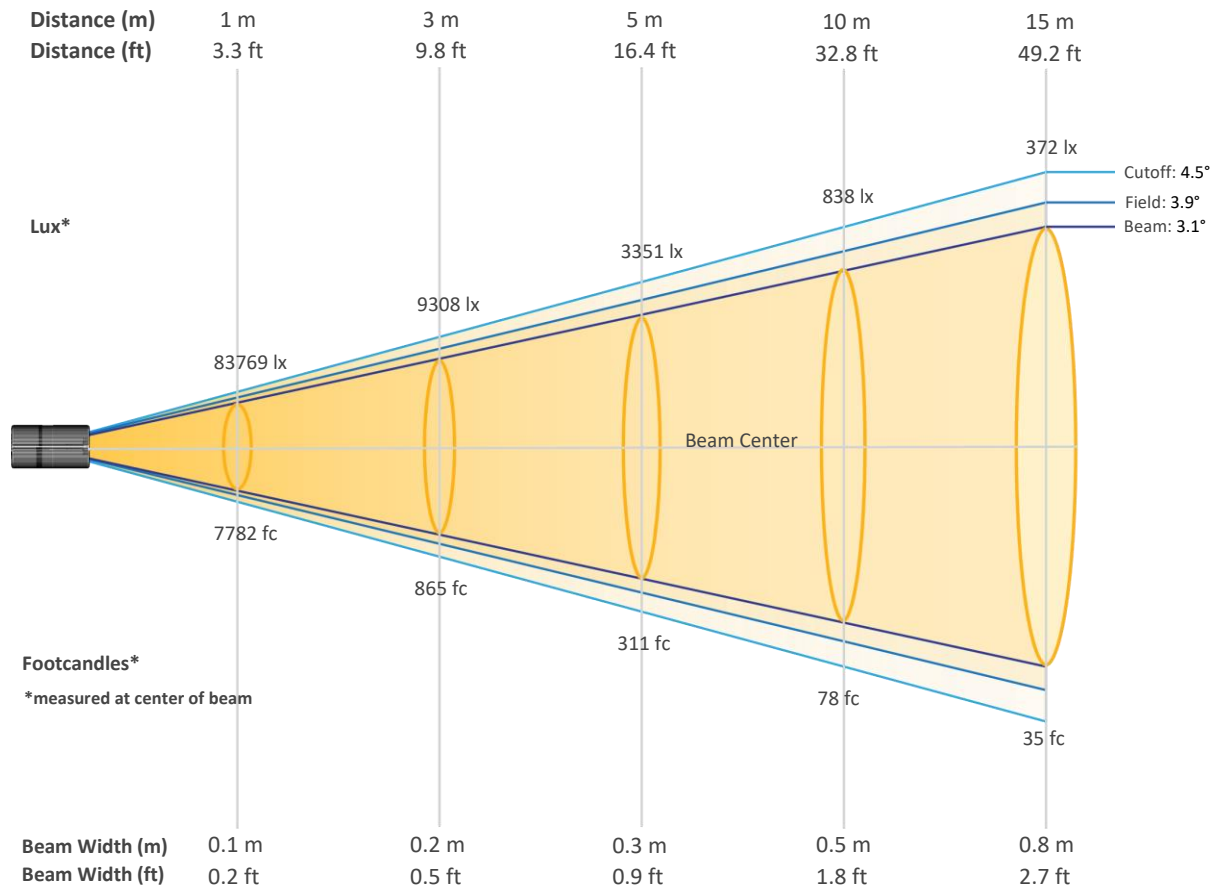
Light Quality  
CRI: 71.6

Color Temperature  
6896 K

# Photometric & Chromaticity Report

COLORado PXL Curve 12: Full Spot - Single Pixel - White Only

## Beam Details

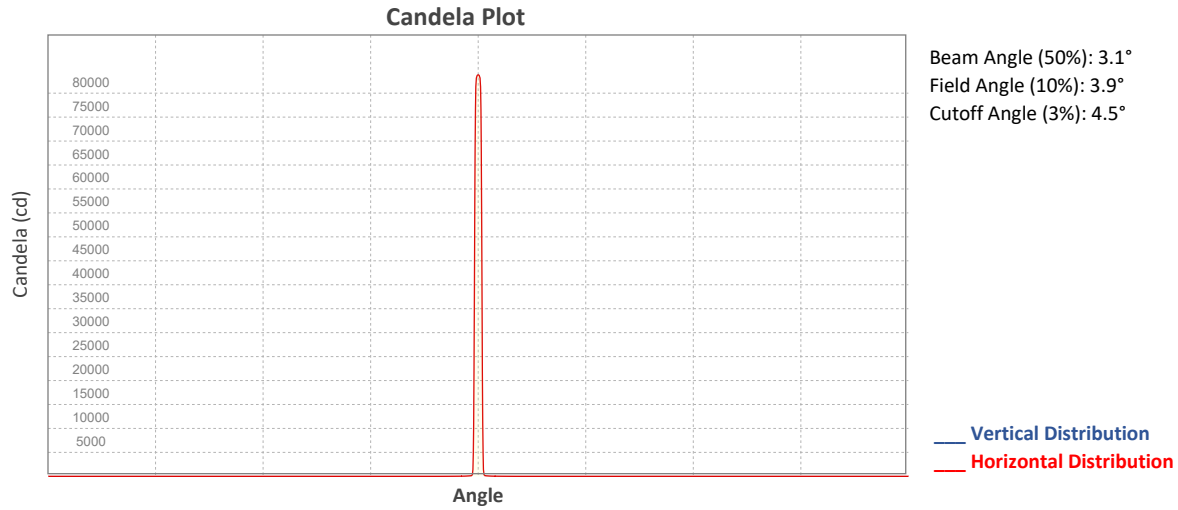


### Beam Intensities from 1-20m (3.3-65.6ft)

Distance	1m	2m	3m	4m	5m	6m	7m	8m	9m	10m
Lux	83769	20942	9308	5236	3351	2327	1710	1309	1034	838
Distance	11m	12m	13m	14m	15m	16m	17m	18m	19m	20m
Lux	692	582	496	427	372	327	290	259	232	209
Distance	3.3ft	6.6ft	9.8ft	13.1ft	16.4ft	19.7ft	23ft	26.2ft	29.5ft	32.8ft
FC	7782	1946	865	486	311	216	159	122	96	78
Distance	36.1ft	39.4ft	42.7ft	45.9ft	49.2ft	52.5ft	55.8ft	59.1ft	62.3ft	65.6ft
FC	64	54	46	40	35	30	27	24	22	19

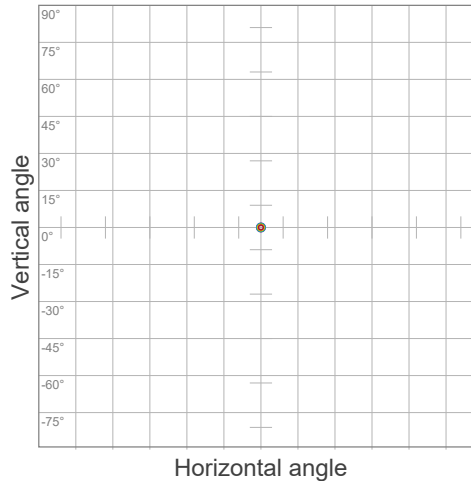
# Photometric & Chromaticity Report

COLORado PXL Curve 12: Full Spot - Single Pixel - White Only

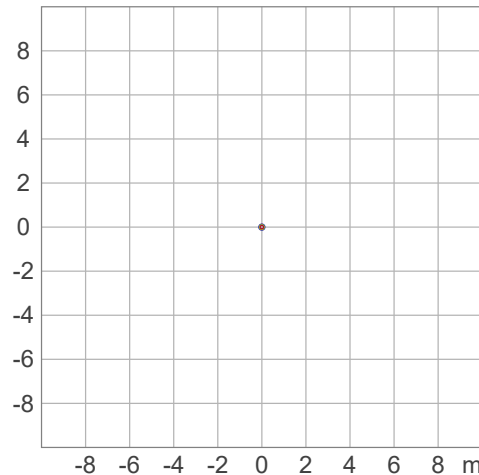


## ISO Diagrams

### ISO Candela Diagram



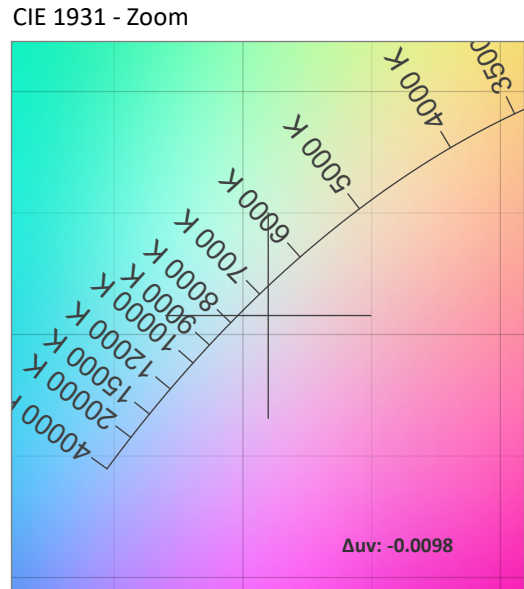
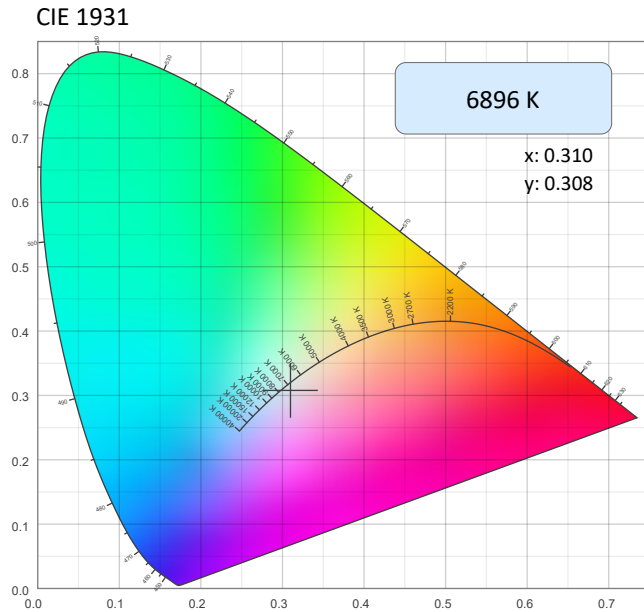
### ISO Lux Diagram



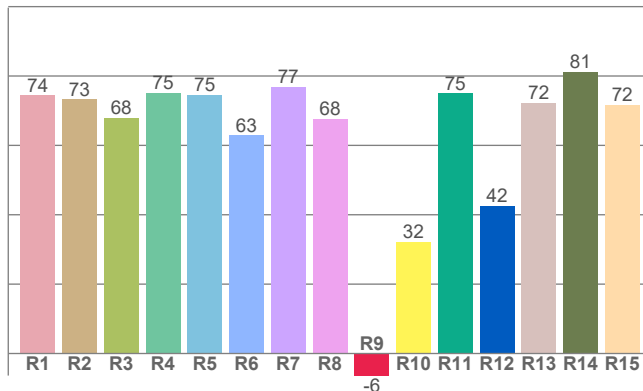
# Photometric & Chromaticity Report

COLORado PXL Curve 12: Full Spot - Single Pixel - White Only

## Chromaticity



CRI: 71.6 (R1-R8)

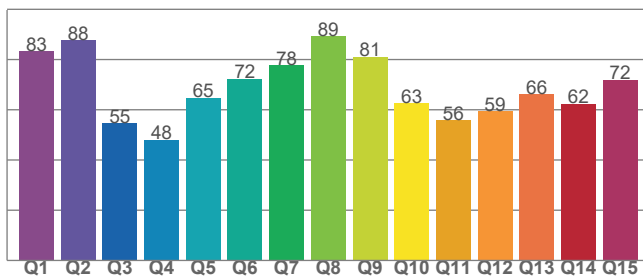


Color Parameters

Color Temperature	Color Coordinate CIE 1931	Color Coordinate CIE 1931
CCT	x	y
6896 K	0.310	0.308

Color Deviation from Black Body Curve	Color Coordinate CIE 1964	Color Coordinate CIE 1964
Δuv	y	u
-0.0098	0.308	0.204

CQS: 66.8



Color Rendering Index	Red Component	Color Quality Scale
CRI	CRI - R9	CQS
71.6	-6.4	66.8

Television Lighting Consistency Index	Color Fidelity	Color Gamut
TLCI	TM30 - Rf	TM30 Rg
46	68.1	97.5



# Photometric & Chromaticity Report

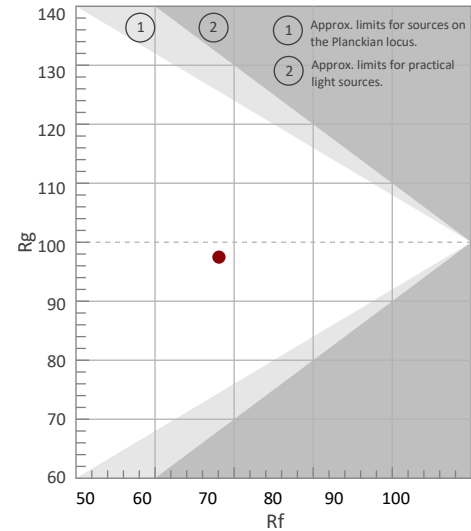
COLORado PXL Curve 12: Full Spot - Single Pixel - White Only

## TM-30 Details

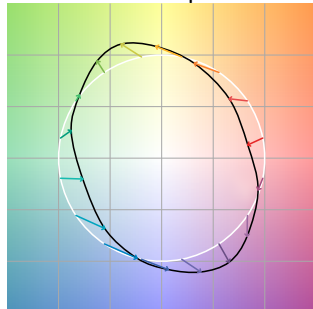
**Rf 68.1**  
Fidelity Index  
(Rg)

**Rg 97.5**  
Gammut Index (Rg)

Hue Bin	R <sub>f</sub>	Graphic shifts (%)	
		Chroma	Hue
1	71	-16%	-4%
2	69	-14%	11%
3	60	-6%	25%
4	56	5%	27%
5	65	16%	17%
6	80	13%	0%
7	90	0%	-6%
8	79	-9%	-9%
9	75	-21%	5%
10	54	-16%	26%
11	39	-6%	34%
12	60	5%	27%
13	73	16%	16%
14	77	20%	-2%
15	74	11%	-17%
16	80	-2%	-12%



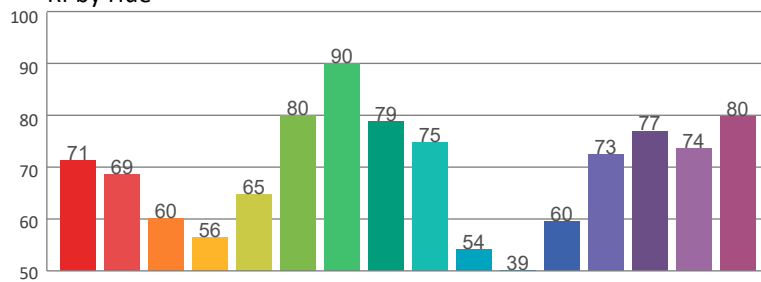
Color Vector Graphic



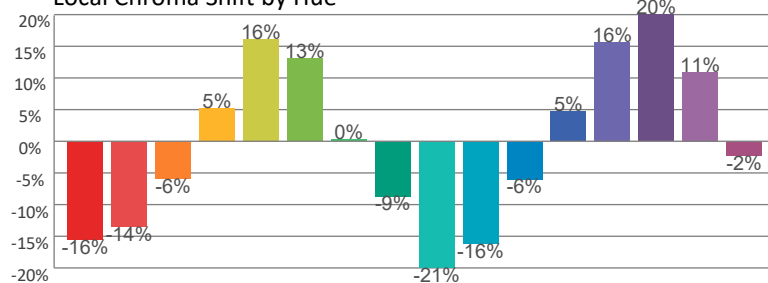
Color Distortion Graphic



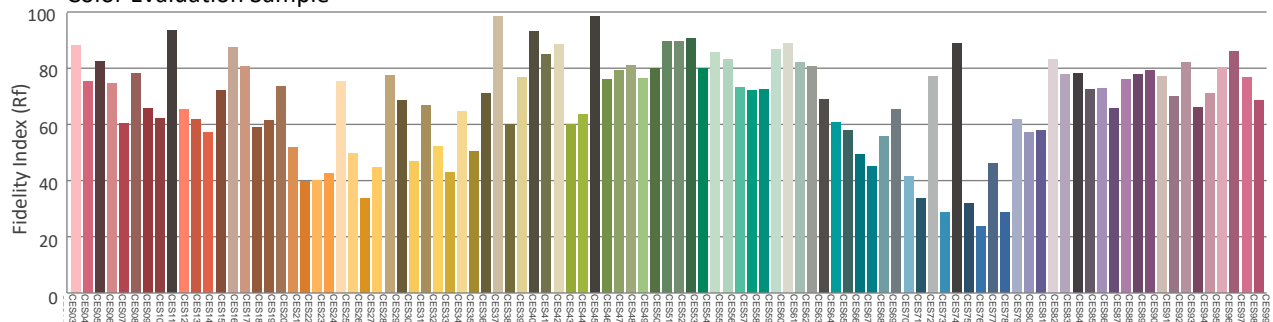
R<sub>f</sub> by Hue



Local Chroma Shift by Hue



Color Evaluation Sample





# Photometric & Chromaticity Report

COLORado PXL Curve 12: Full Spot - Single Pixel - White Only - Calibration On

## Report Summary

### Measurements

Fixture Output: 252 lm  
Fixture Peak: 83539 cd  
Fixture Efficacy: n/a lm/W  
Intensity @ 5m: 3342 lux  
Color Temperature: 6871 K  
CRI: 71.6    CRI R9 Value: -6.6  
CQS: 66.9  
TLCI: 46  
TM-30 Rf: 68.2  
TM-30 Rg: 97.4  
Beam Angle (50%): 3.1°  
Field Angle (10%): 3.9°  
Cutoff Angle (3%): 4.4°

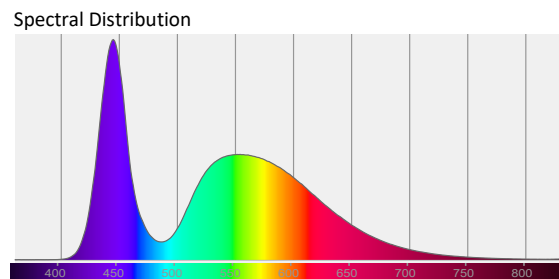
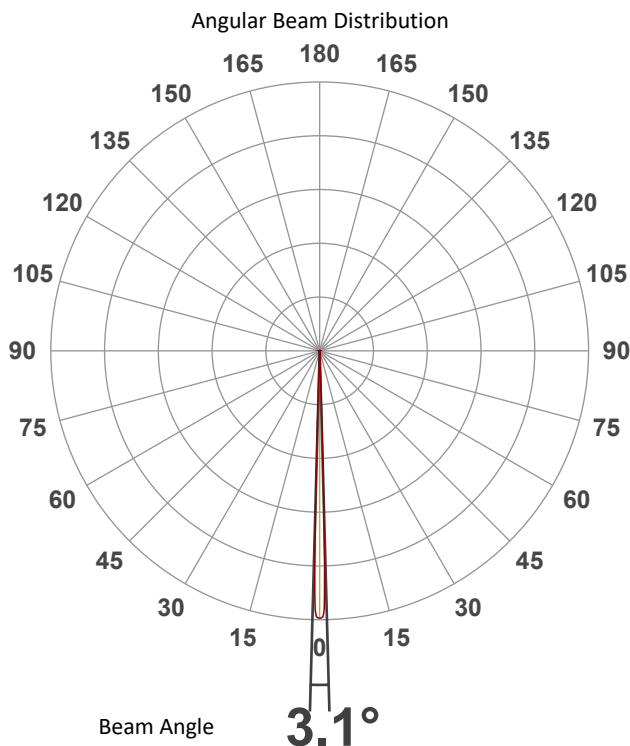


### Conditions

AC Supply: 119 V, 60 Hz  
Power: n/a W  
Current: 0.000 A  
Power Factor: n/a

This data sheet conforms to American National Standard E1.9 – 2007 (R2017). All data was measured and calculated by a Viso Systems LabSpion Goniometer at the Chauvet PD Optics Laboratory in Sunrise, FL on 4/28/2023 to LM-63-2002 Standards.

## Overall Measurement



Tested Color (CIE 1931):  
X: 0.310  
Y: 0.308

Light Quality  
CRI: 71.6

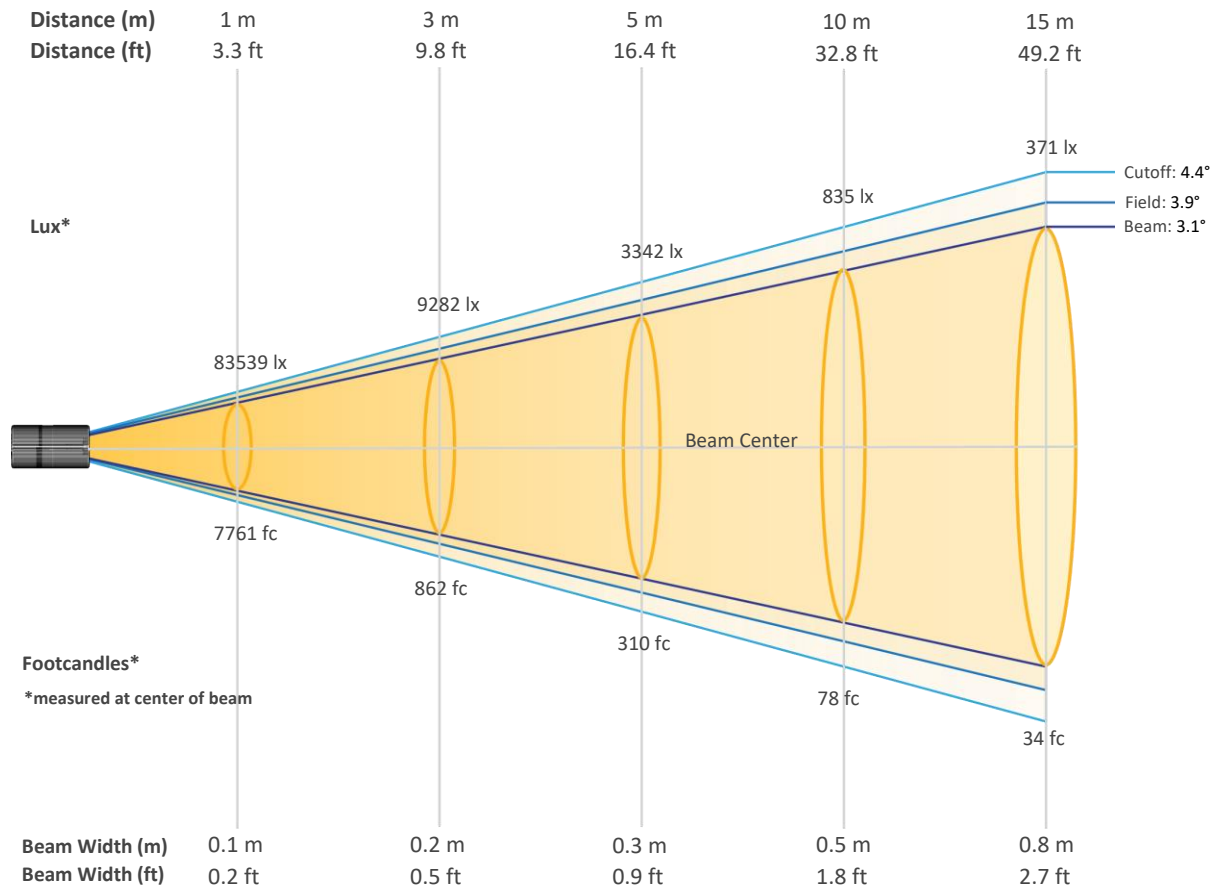
Color Temperature  
6871 K



# Photometric & Chromaticity Report

COLORado PXL Curve 12: Full Spot - Single Pixel - White Only - Calibration On

## Beam Details

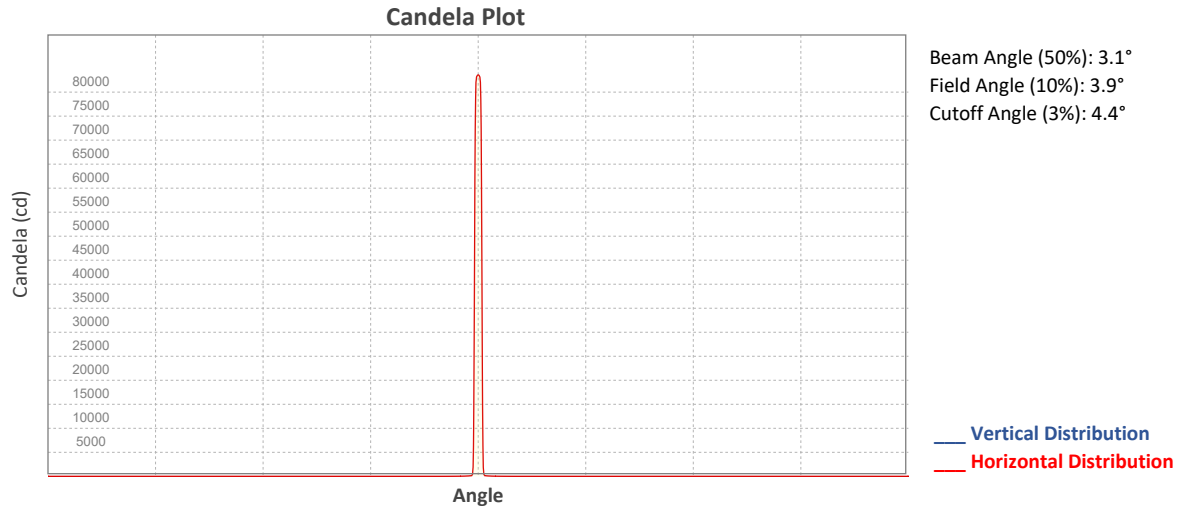


### Beam Intensities from 1-20m (3.3-65.6ft)

Distance	1m	2m	3m	4m	5m	6m	7m	8m	9m	10m
Lux	83539	20885	9282	5221	3342	2321	1705	1305	1031	835
Distance	11m	12m	13m	14m	15m	16m	17m	18m	19m	20m
Lux	690	580	494	426	371	326	289	258	231	209
Distance	3.3ft	6.6ft	9.8ft	13.1ft	16.4ft	19.7ft	23ft	26.2ft	29.5ft	32.8ft
FC	7761	1940	862	485	310	216	158	121	96	78
Distance	36.1ft	39.4ft	42.7ft	45.9ft	49.2ft	52.5ft	55.8ft	59.1ft	62.3ft	65.6ft
FC	64	54	46	40	34	30	27	24	21	19

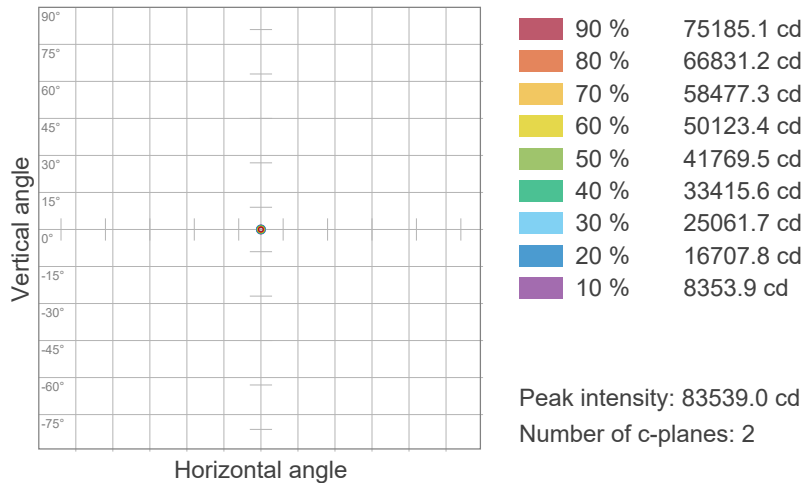
# Photometric & Chromaticity Report

COLORado PXL Curve 12: Full Spot - Single Pixel - White Only - Calibration On

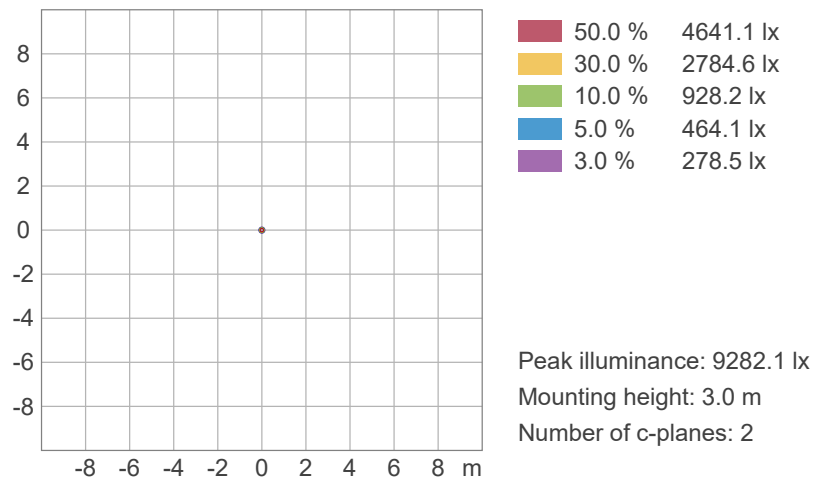


## ISO Diagrams

### ISO Candela Diagram



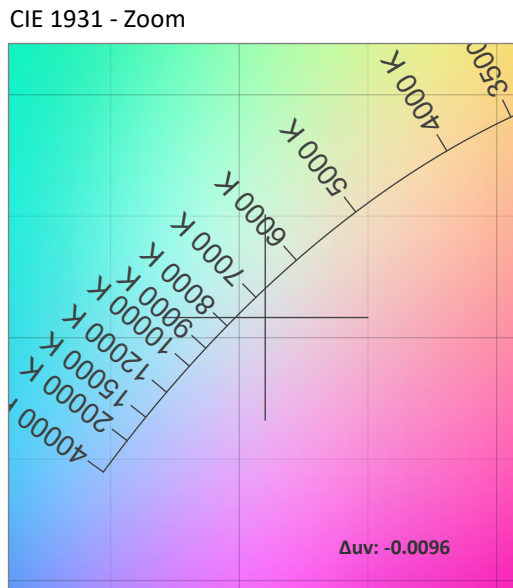
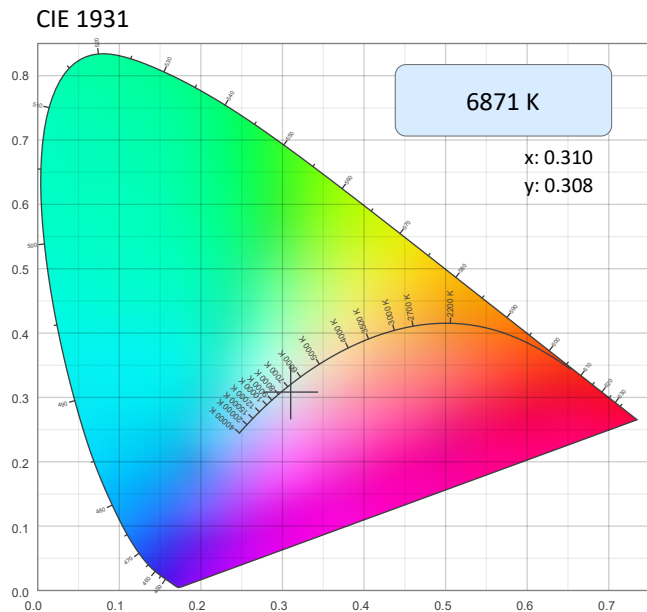
### ISO Lux Diagram



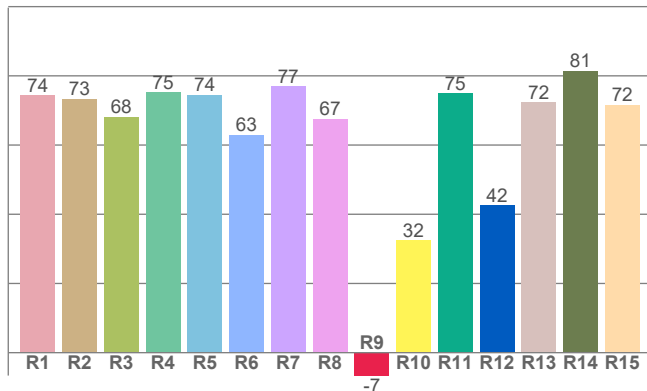
# Photometric & Chromaticity Report

COLORado PXL Curve 12: Full Spot - Single Pixel - White Only - Calibration On

## Chromaticity



CRI: 71.6 (R1-R8)

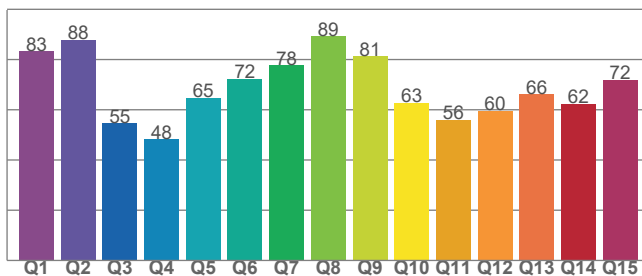


Color Parameters

Color Temperature	Color Coordinate CIE 1931	Color Coordinate CIE 1931
CCT	x	y
6871 K	0.310	0.308

Color Deviation from Black Body Curve	Color Coordinate CIE 1964	Color Coordinate CIE 1964
$\Delta uv$	y	u
-0.0096	0.308	0.204

CQS: 66.9



Color Rendering Index	Red Component	Color Quality Scale
CRI	CRI - R9	CQS
71.6	-6.6	66.9

Television Lighting Consistency Index	Color Fidelity	Color Gamut
TLCI	TM30 - Rf	TM30 Rg
46	68.2	97.4



# Photometric & Chromaticity Report

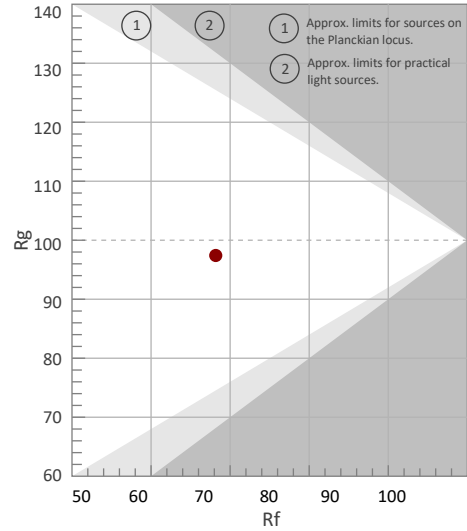
COLORado PXL Curve 12: Full Spot - Single Pixel - White Only - Calibration On

## TM-30 Details

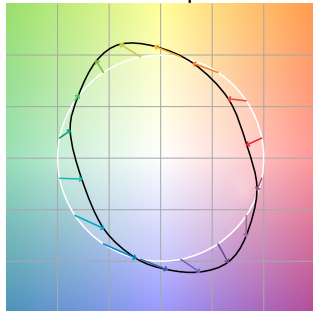
**Rf 68.2**  
Fidelity Index  
(Rg)

**Rg 97.4**  
Gammut Index (Rg)

Hue Bin	R <sub>f</sub>	Graphic shifts (%)	
		Chroma	Hue
1	71	-16%	-4%
2	69	-14%	11%
3	60	-6%	25%
4	57	5%	26%
5	65	16%	17%
6	80	13%	0%
7	90	0%	-7%
8	79	-9%	-9%
9	75	-21%	5%
10	54	-16%	26%
11	39	-6%	34%
12	60	5%	27%
13	73	16%	15%
14	77	20%	-2%
15	74	11%	-17%
16	80	-2%	-12%



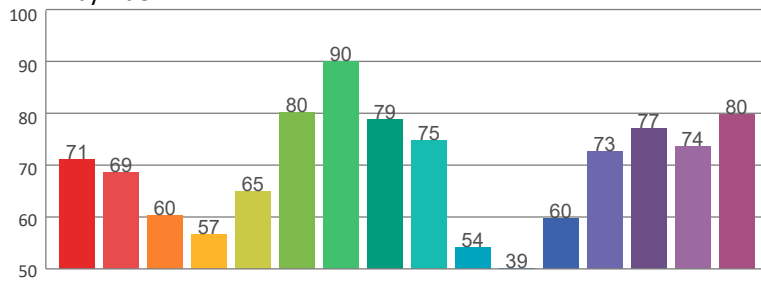
Color Vector Graphic



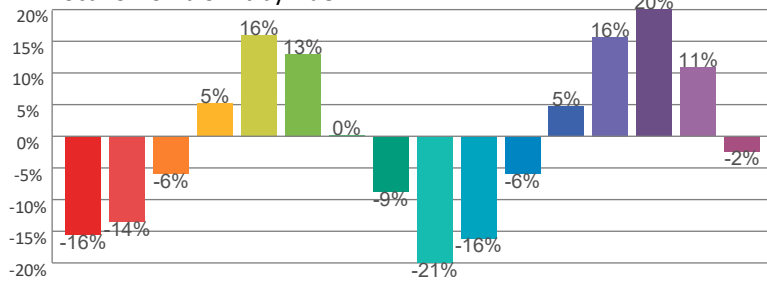
Color Distortion Graphic



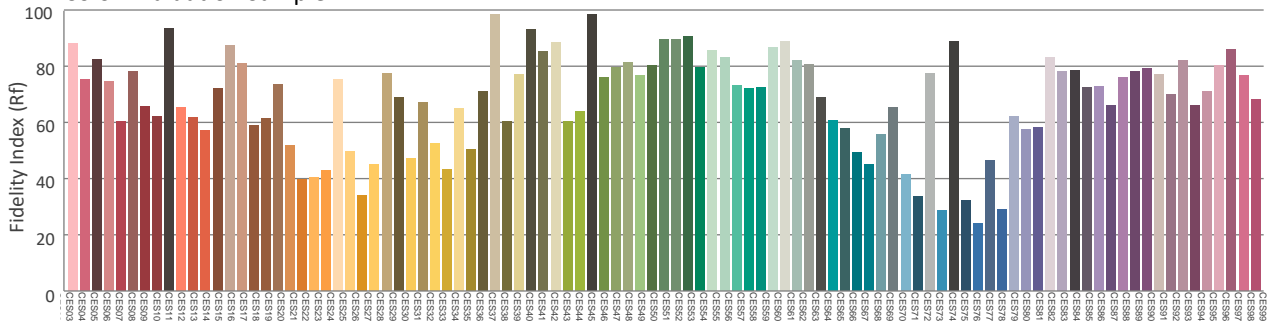
R<sub>f</sub> by Hue



Local Chroma Shift by Hue



Color Evaluation Sample



# Photometric & Chromaticity Report

COLORado PXL Curve 12: 50% Zoom - Full Power

## Report Summary

### Measurements

Fixture Output: 6297 lm  
Fixture Peak: 109923 cd  
Fixture Efficacy: n/a lm/W  
Intensity @ 5m: 4397 lux  
Color Temperature: 0 K  
CRI: 0.0      CRI R9 Value: 0.0  
CQS: 0.0  
TLCI: n/a  
TM-30 Rf: 0.0  
TM-30 Rg: 0.0  
Beam Angle (50%): 13.5°  
Field Angle (10%): 19.8°  
Cutoff Angle (3%): 22.1°

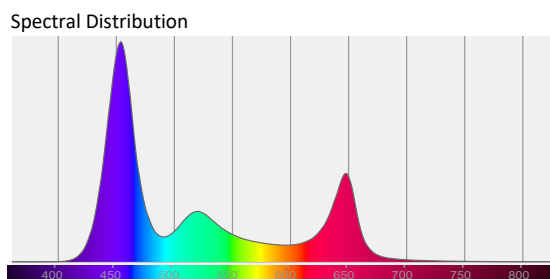
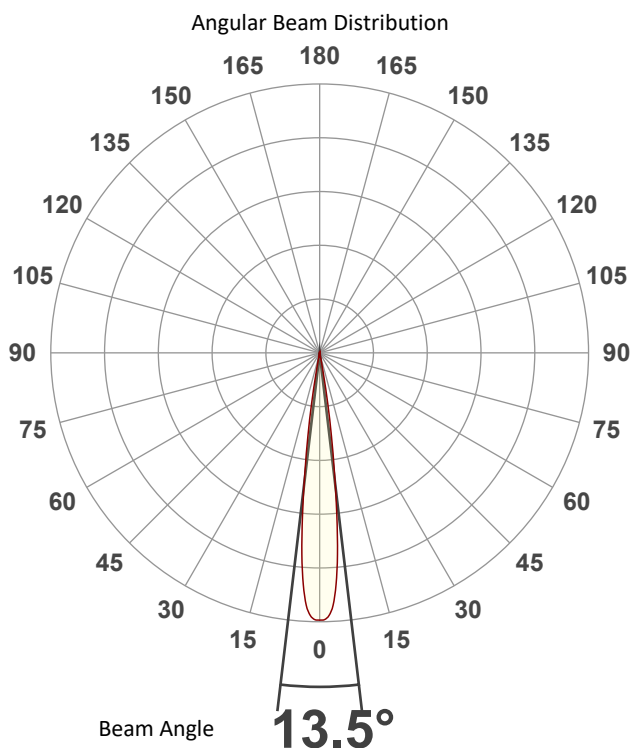


### Conditions

AC Supply: 119 V, 60 Hz  
Power: n/a W  
Current: 0.000 A  
Power Factor: n/a

This data sheet conforms to American National Standard E1.9 – 2007 (R2017). All data was measured and calculated by a Viso Systems LabSpion Goniometer at the Chauvet PD Optics Laboratory in Sunrise, FL on 4/25/2023 to LM-63-2002 Standards.

## Overall Measurement



Tested Color (CIE 1931):

X: 0.232

Y: 0.181



Light Quality

CRI: 0.0

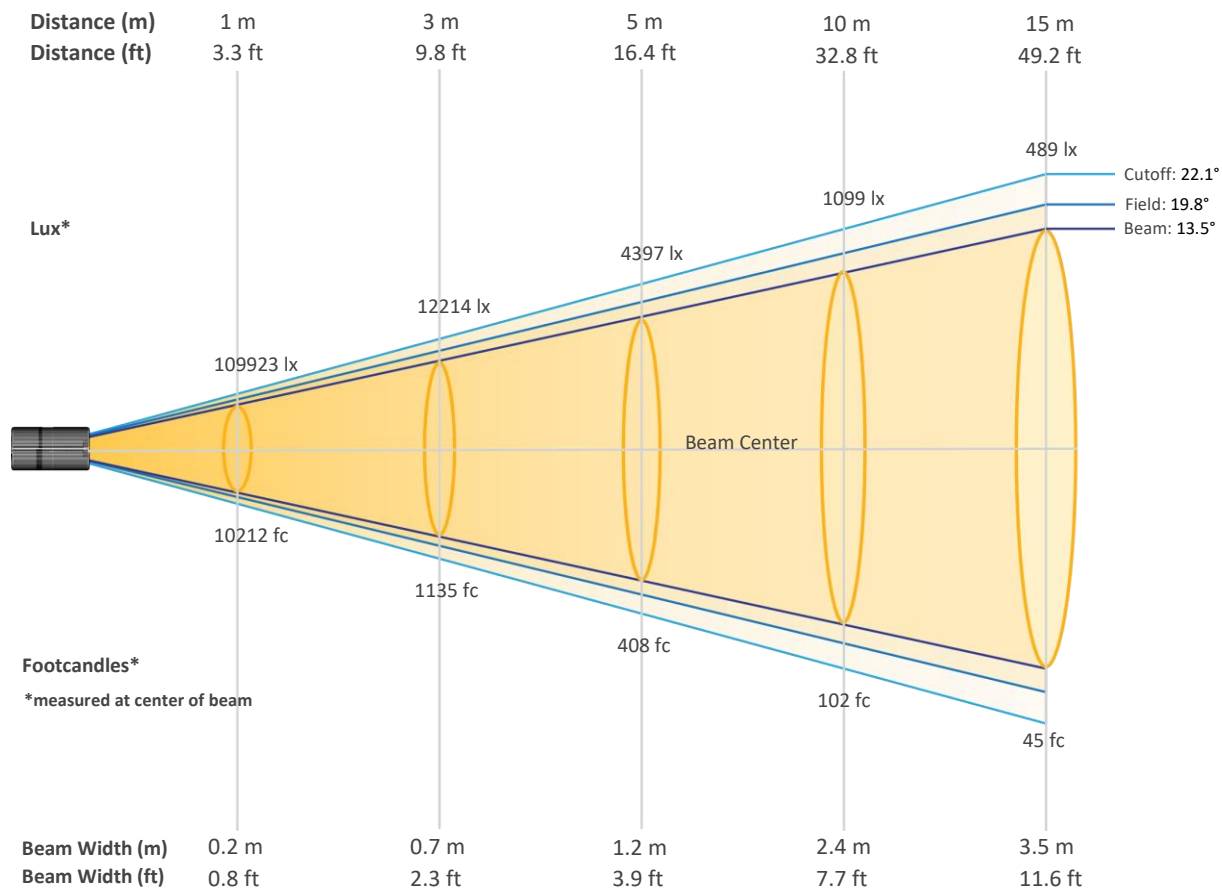
Color Temperature

0 K

# Photometric & Chromaticity Report

COLORado PXL Curve 12: 50% Zoom - Full Power

## Beam Details

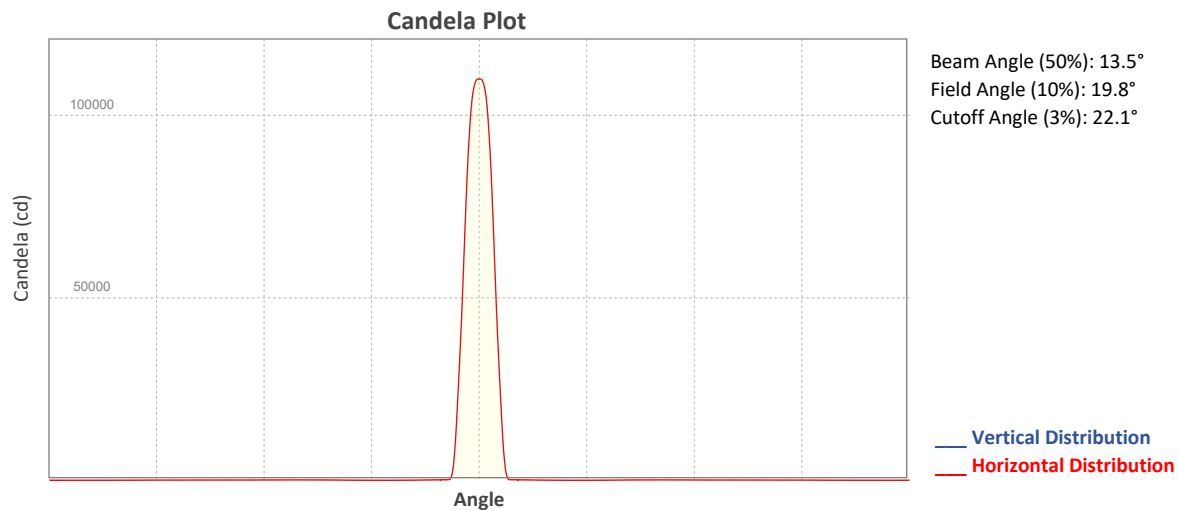


### Beam Intensities from 1-20m (3.3-65.6ft)

Distance	1m	2m	3m	4m	5m	6m	7m	8m	9m	10m
Lux	109923	27481	12214	6870	4397	3053	2243	1718	1357	1099
Distance	11m	12m	13m	14m	15m	16m	17m	18m	19m	20m
Lux	908	763	650	561	489	429	380	339	304	275
Distance	3.3ft	6.6ft	9.8ft	13.1ft	16.4ft	19.7ft	23ft	26.2ft	29.5ft	32.8ft
FC	10212	2553	1135	638	408	284	208	160	126	102
Distance	36.1ft	39.4ft	42.7ft	45.9ft	49.2ft	52.5ft	55.8ft	59.1ft	62.3ft	65.6ft
FC	84	71	60	52	45	40	35	32	28	26

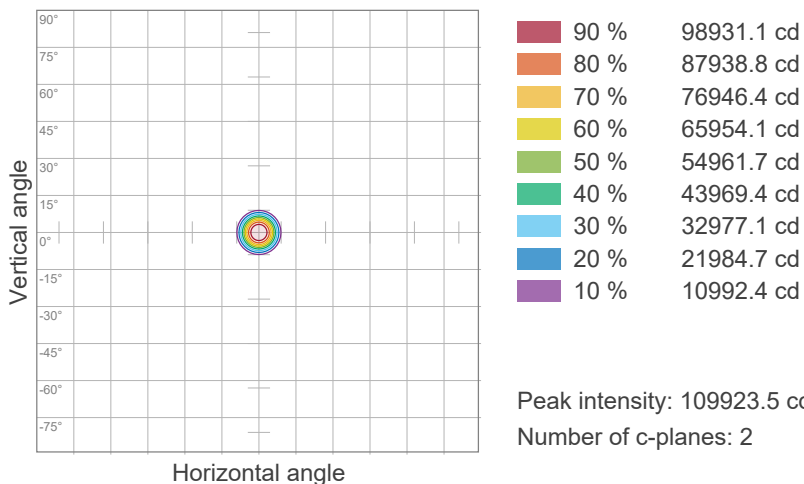
# Photometric & Chromaticity Report

COLORado PXL Curve 12: 50% Zoom - Full Power

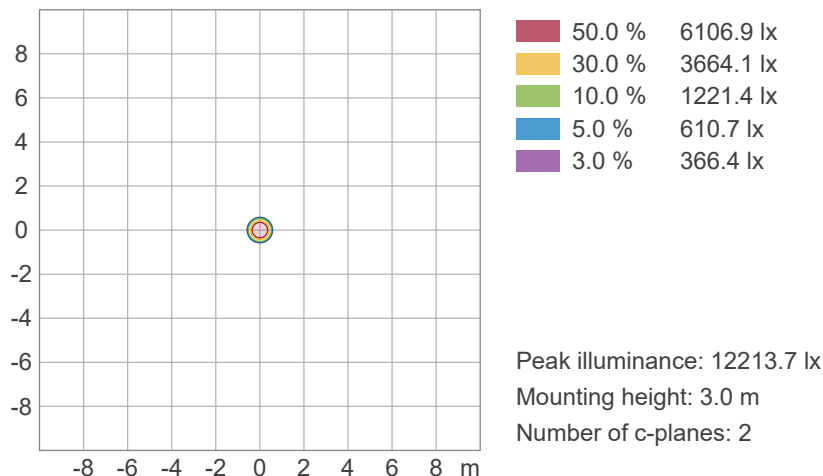


## ISO Diagrams

### ISO Candela Diagram



### ISO Lux Diagram

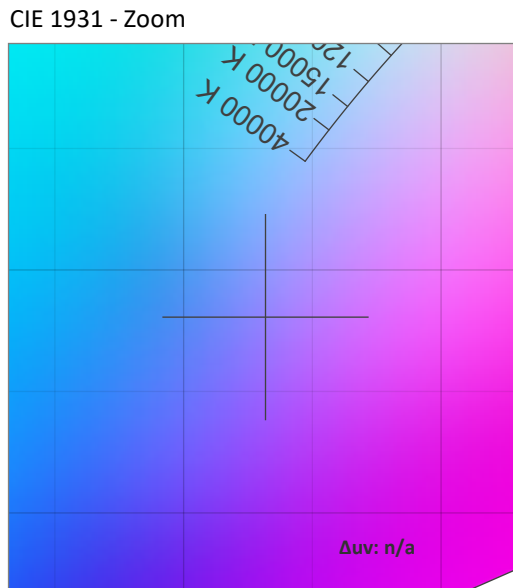
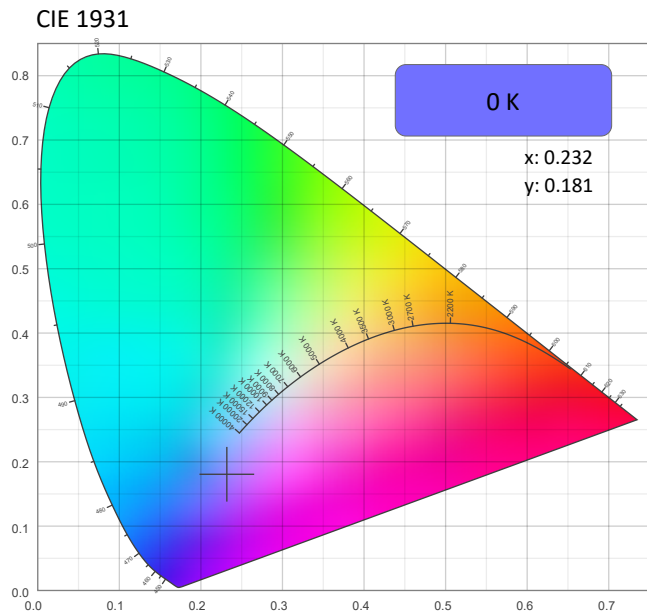




# Photometric & Chromaticity Report

COLORado PXL Curve 12: 50% Zoom - Full Power

## Chromaticity



CRI: 0.0 (R1-R8)

0	0	0	0	0	0	0	0	0	0	0	0	0	0	0
R1	R2	R3	R4	R5	R6	R7	R8	R9	R10	R11	R12	R13	R14	R15

CQS: 0.0

0	0	0	0	0	0	0	0	0	0	0	0	0	0	0
Q1	Q2	Q3	Q4	Q5	Q6	Q7	Q8	Q9	Q10	Q11	Q12	Q13	Q14	Q15

Color Parameters

Color Temperature	Color Coordinate CIE 1931	Color Coordinate CIE 1931
CCT	x	y
0 K	0.232	0.181

Color Deviation from Black Body Curve	Color Coordinate CIE 1964	Color Coordinate CIE 1964
Δuv	y	u
n/a	0.181	0.197

Color Rendering Index	Red Component	Color Quality Scale
CRI	CRI - R9	CQS
0.0	0.0	0.0

Television Lighting Consistency Index	Color Fidelity	Color Gamut
TLCI	TM30 - Rf	TM30 Rg
n/a	0.0	0.0



# Photometric & Chromaticity Report

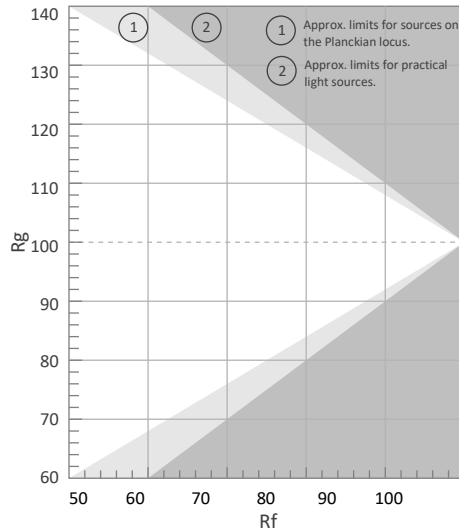
COLORado PXL Curve 12: 50% Zoom - Full Power

## TM-30 Details

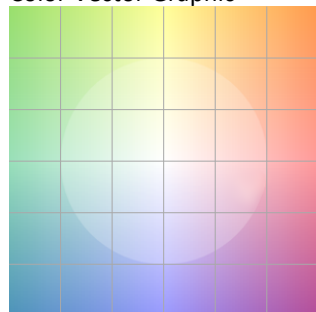
**Rf 0.0**  
Fidelity Index (Rg)

**Rg 0.0**  
Gammut Index (Rg)

Hue Bin	R <sub>f</sub>	Graphic shifts (%)	
		Chroma	Hue
1	0	0%	0%
2	0	0%	0%
3	0	0%	0%
4	0	0%	0%
5	0	0%	0%
6	0	0%	0%
7	0	0%	0%
8	0	0%	0%
9	0	0%	0%
10	0	0%	0%
11	0	0%	0%
12	0	0%	0%
13	0	0%	0%
14	0	0%	0%
15	0	0%	0%
16	0	0%	0%



Color Vector Graphic



Color Distortion Graphic



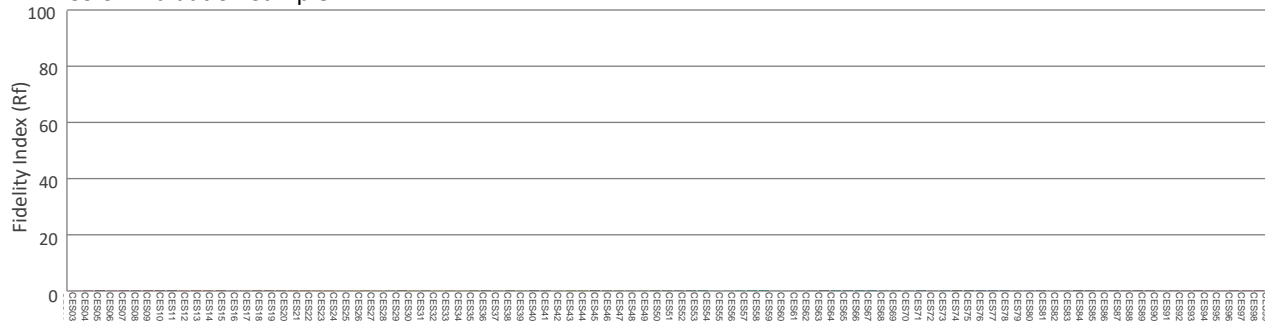
R<sub>f</sub> by Hue



Local Chroma Shift by Hue



Color Evaluation Sample



# Photometric & Chromaticity Report

COLORado PXL Curve 12: 50% Zoom - Full Power - Calibration On

## Report Summary

### Measurements

Fixture Output: 6091 lm  
Fixture Peak: 104390 cd  
Fixture Efficacy: n/a lm/W  
Intensity @ 5m: 4176 lux  
Color Temperature: 6433 K  
CRI: 62.5    CRI R9 Value: -107.7  
CQS: 80.7  
TLCI: 44  
TM-30 Rf: 76.2  
TM-30 Rg: 120.4  
Beam Angle (50%): 13.6°  
Field Angle (10%): 19.9°  
Cutoff Angle (3%): 22.5°

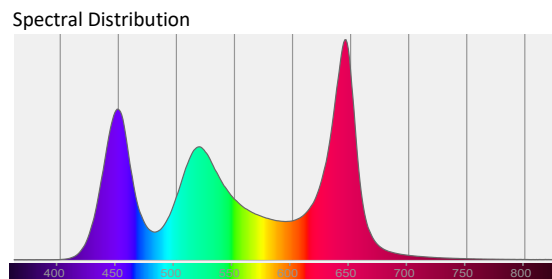
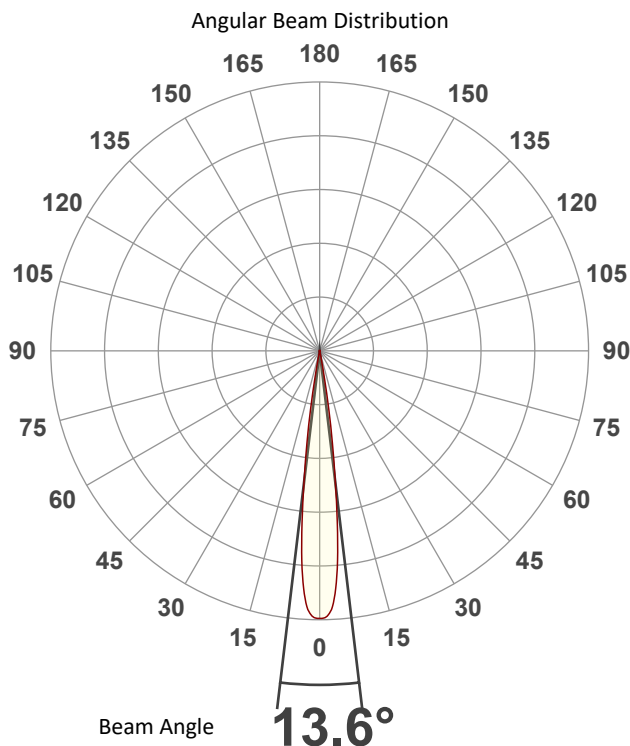


### Conditions

AC Supply: 119 V, 60.1 Hz  
Power: n/a W  
Current: 0.000 A  
Power Factor: n/a

This data sheet conforms to American National Standard E1.9 – 2007 (R2017). All data was measured and calculated by a Viso Systems LabSpion Goniometer at the Chauvet PD Optics Laboratory in Sunrise, FL on 4/25/2023 to LM-63-2002 Standards.

## Overall Measurement



Tested Color (CIE 1931):  
X: 0.316  
Y: 0.313

Light Quality  
CRI: 62.5

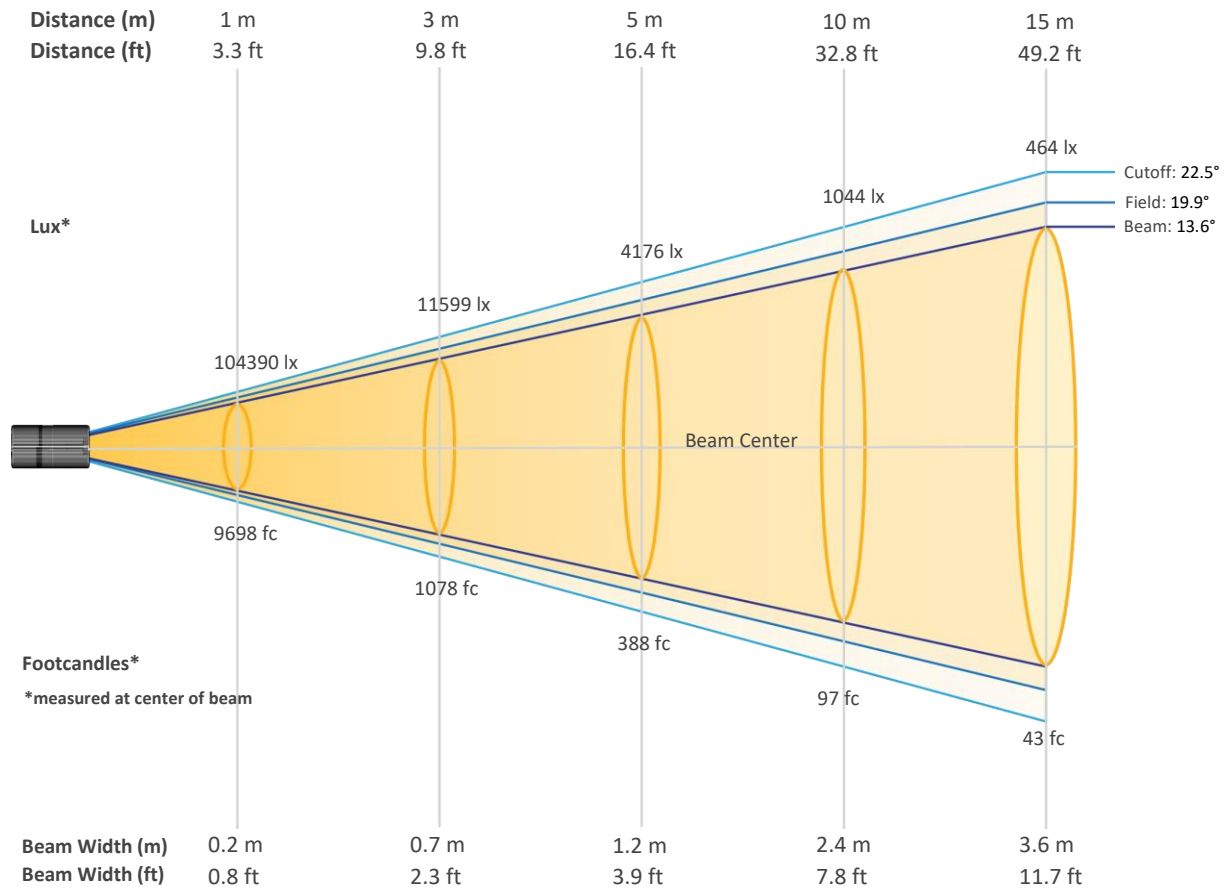
Color Temperature  
6433 K



# Photometric & Chromaticity Report

COLORado PXL Curve 12: 50% Zoom - Full Power - Calibration On

## Beam Details

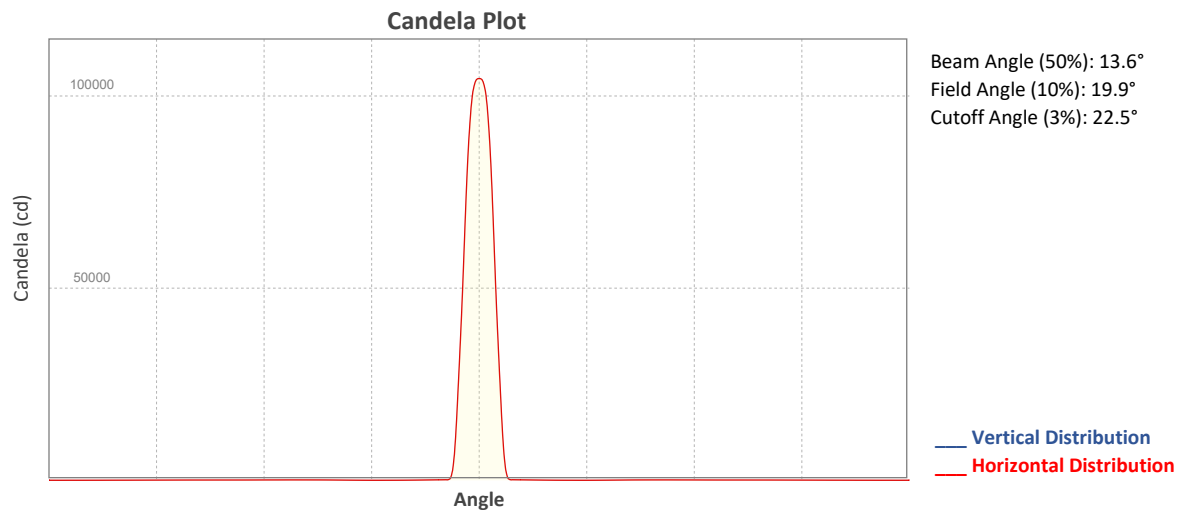


### Beam Intensities from 1-20m (3.3-65.6ft)

Distance	1m	2m	3m	4m	5m	6m	7m	8m	9m	10m
Lux	104390	26097	11599	6524	4176	2900	2130	1631	1289	1044
Distance	11m	12m	13m	14m	15m	16m	17m	18m	19m	20m
Lux	863	725	618	533	464	408	361	322	289	261
Distance	3.3ft	6.6ft	9.8ft	13.1ft	16.4ft	19.7ft	23ft	26.2ft	29.5ft	32.8ft
FC	9698	2425	1078	606	388	269	198	152	120	97
Distance	36.1ft	39.4ft	42.7ft	45.9ft	49.2ft	52.5ft	55.8ft	59.1ft	62.3ft	65.6ft
FC	80	67	57	49	43	38	34	30	27	24

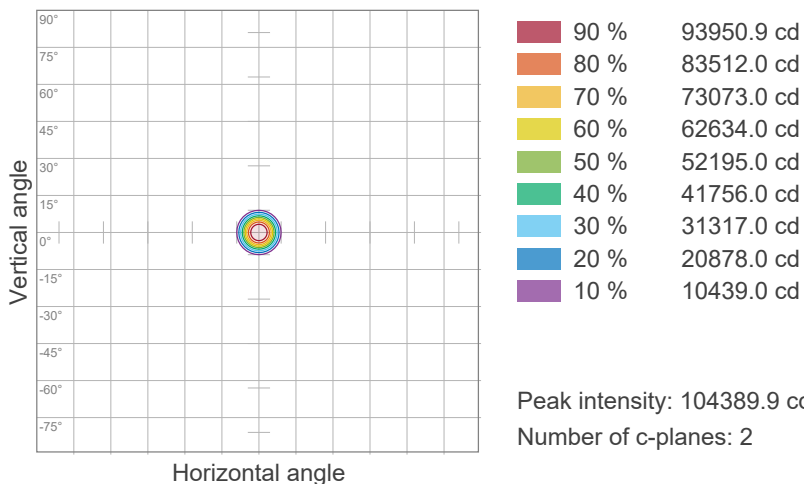
# Photometric & Chromaticity Report

COLORado PXL Curve 12: 50% Zoom - Full Power - Calibration On

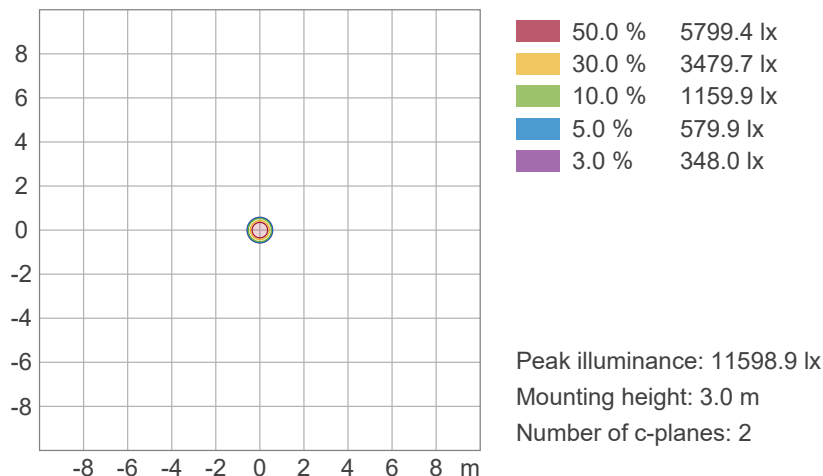


## ISO Diagrams

### ISO Candela Diagram



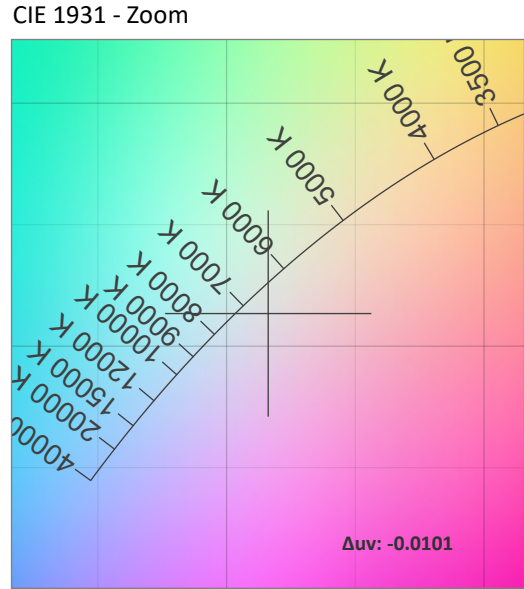
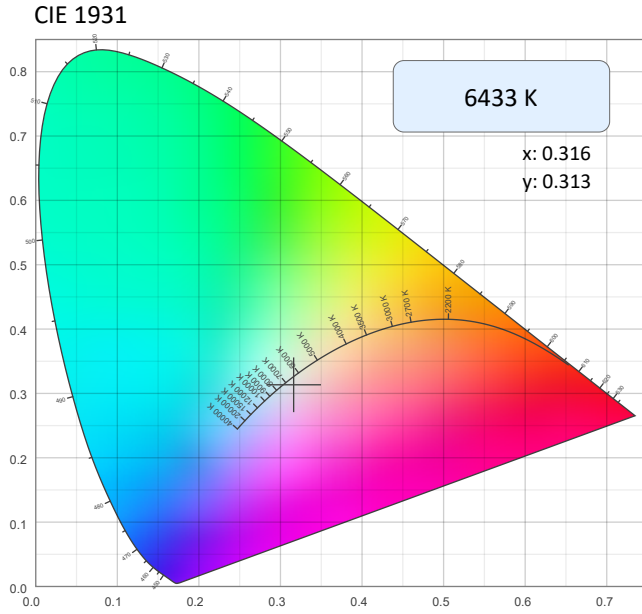
### ISO Lux Diagram



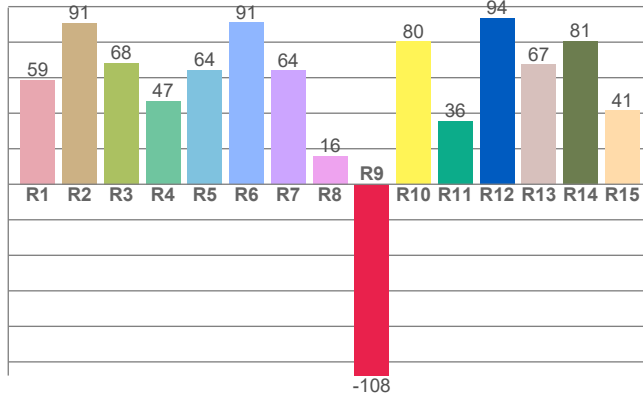
# Photometric & Chromaticity Report

COLORado PXL Curve 12: 50% Zoom - Full Power - Calibration On

## Chromaticity



CRI: 62.5 (R1-R8)

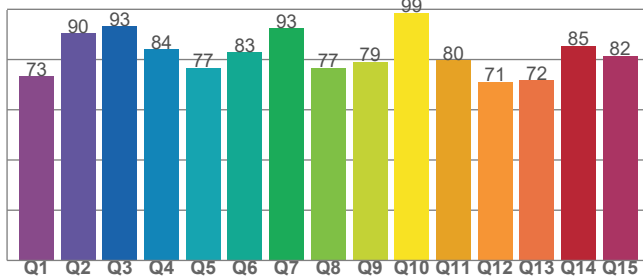


Color Parameters

Color Temperature	Color Coordinate CIE 1931	Color Coordinate CIE 1931
CCT	x	y
6433 K	0.316	0.313

Color Deviation from Black Body Curve	Color Coordinate CIE 1964	Color Coordinate CIE 1964
Δuv	y	u
-0.0101	0.313	0.206

CQS: 80.7



Color Rendering Index	Red Component	Color Quality Scale
CRI	CRI - R9	CQS
62.5	-107.7	80.7

Television Lighting Consistency Index	Color Fidelity	Color Gamut
TLCI	TM30 - Rf	TM30 Rg
44	76.2	120.4

# Photometric & Chromaticity Report

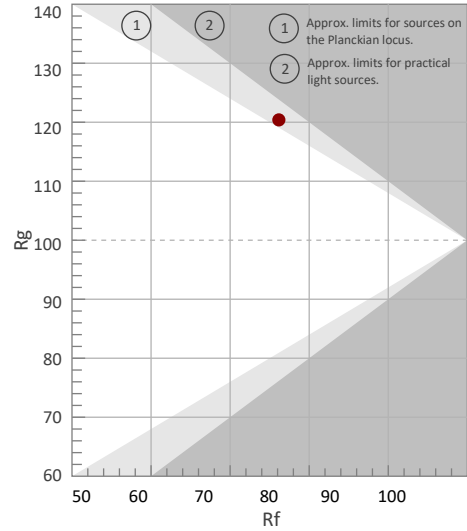
COLORado PXL Curve 12: 50% Zoom - Full Power - Calibration On

## TM-30 Details

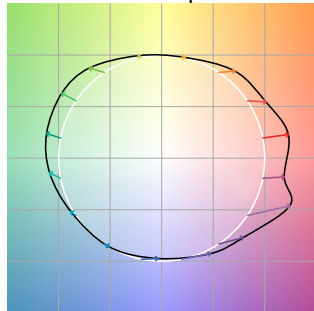
**Rf 76.2**  
Fidelity Index (Rg)

**Rg 120.4**  
Gammut Index (Rg)

Hue Bin	Rf	Graphic shifts (%)	
		Chroma	Hue
1	54	25%	-1%
2	72	14%	-11%
3	72	10%	-12%
4	92	0%	-3%
5	90	2%	3%
6	78	12%	10%
7	76	16%	1%
8	76	14%	-2%
9	87	9%	-7%
10	86	2%	-6%
11	88	0%	5%
12	77	-4%	15%
13	68	0%	28%
14	62	8%	23%
15	56	29%	31%
16	65	20%	5%



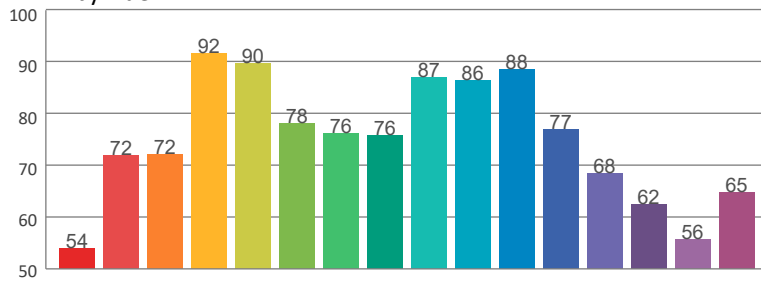
Color Vector Graphic



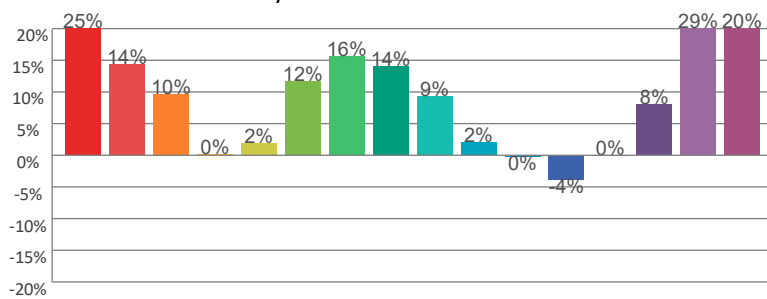
Color Distortion Graphic



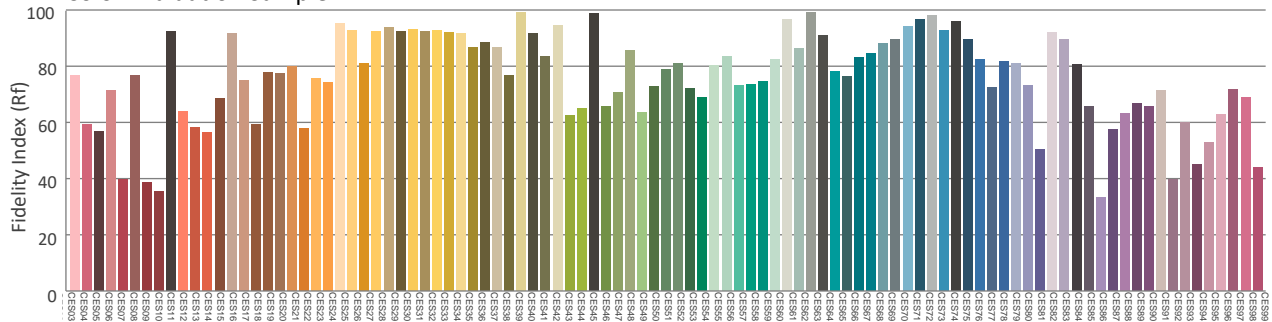
Rf by Hue



Local Chroma Shift by Hue



Color Evaluation Sample



# Photometric & Chromaticity Report

COLORado PXL Curve 12: 50% Zoom - Red Only

## Report Summary

### Measurements

Fixture Output: 1158 lm  
Fixture Peak: 19622 cd  
Fixture Efficacy: n/a lm/W  
Intensity @ 5m: 785 lux  
Color Temperature: 0 K  
CRI: 0.0      CRI R9 Value: 0.0  
CQS: 0.0  
TLCI: n/a  
TM-30 Rf: 0.0  
TM-30 Rg: 0.0  
Beam Angle (50%): 13.4°  
Field Angle (10%): 20°  
Cutoff Angle (3%): 22.6°

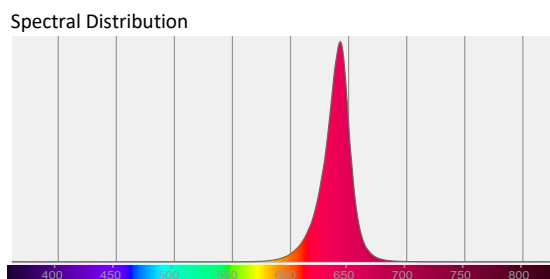
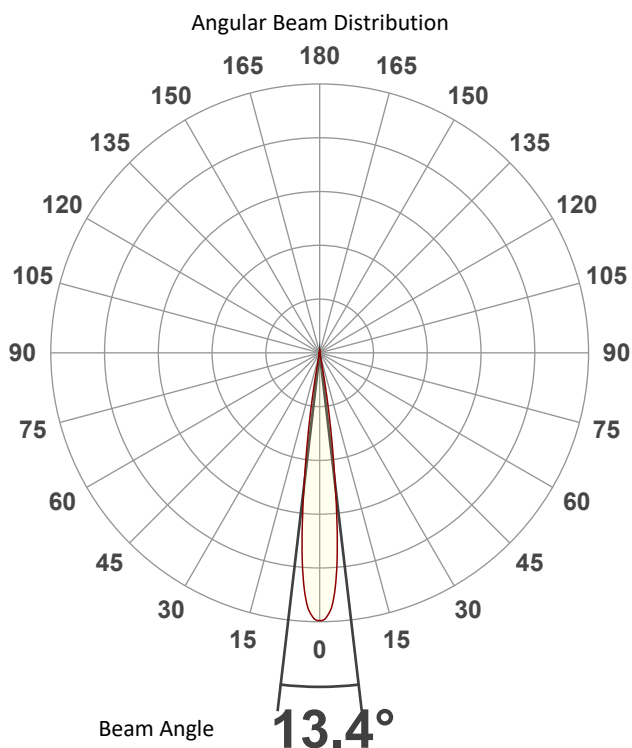


### Conditions

AC Supply: 120 V, 60 Hz  
Power: n/a W  
Current: 0.000 A  
Power Factor: n/a

This data sheet conforms to American National Standard E1.9 – 2007 (R2017). All data was measured and calculated by a Viso Systems LabSpion Goniometer at the Chauvet PD Optics Laboratory in Sunrise, FL on 4/25/2023 to LM-63-2002 Standards.

## Overall Measurement



Tested Color (CIE 1931):

X: 0.702

Y: 0.297



Light Quality

CRI: 0.0

Color Temperature

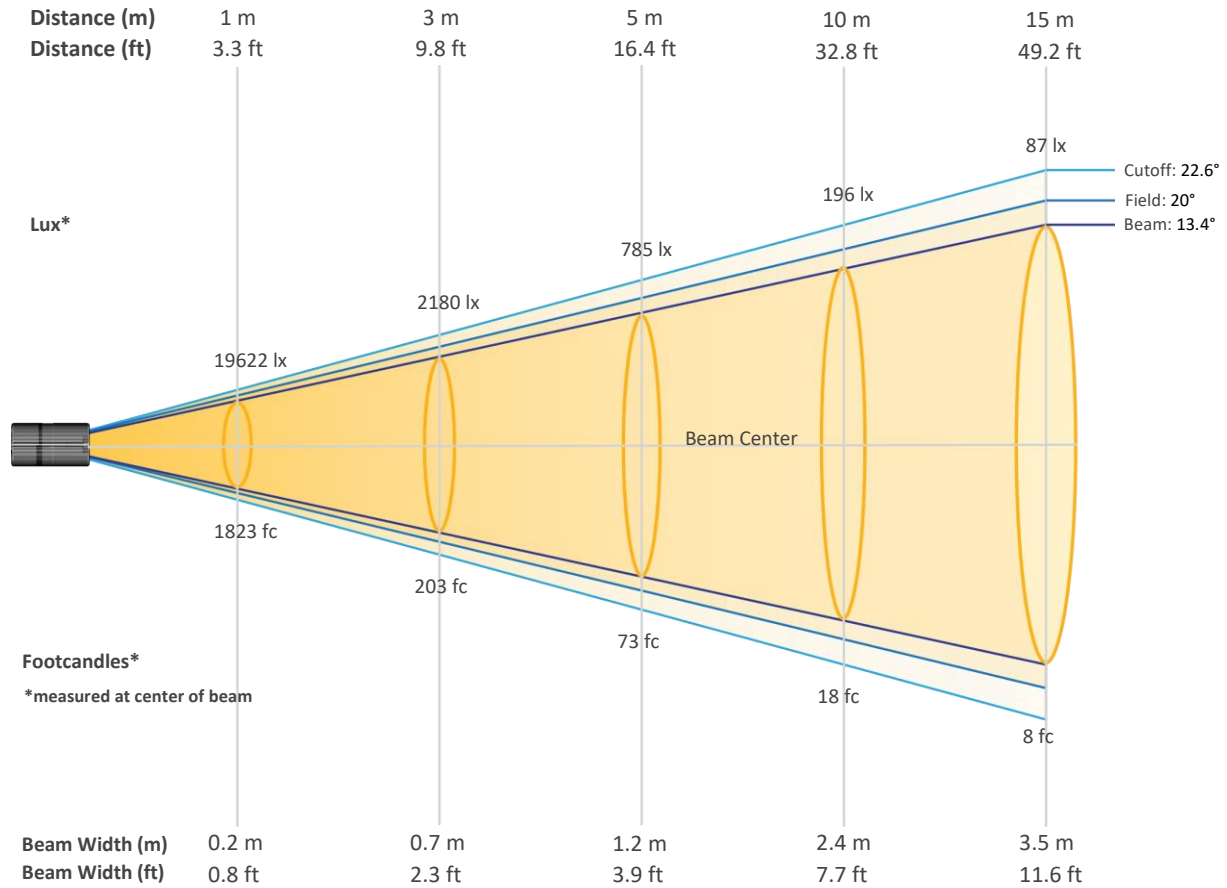
0 K



# Photometric & Chromaticity Report

COLORado PXL Curve 12: 50% Zoom - Red Only

## Beam Details

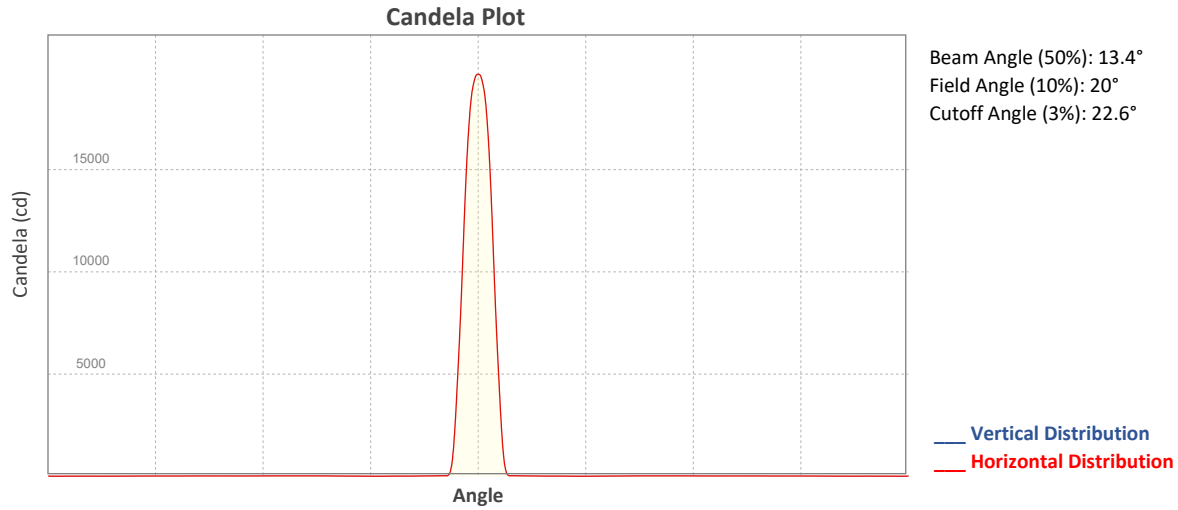


### Beam Intensities from 1-20m (3.3-65.6ft)

Distance	1m	2m	3m	4m	5m	6m	7m	8m	9m	10m
Lux	19622	4906	2180	1226	785	545	400	307	242	196
Distance	11m	12m	13m	14m	15m	16m	17m	18m	19m	20m
Lux	162	136	116	100	87	77	68	61	54	49
Distance	3.3ft	6.6ft	9.8ft	13.1ft	16.4ft	19.7ft	23ft	26.2ft	29.5ft	32.8ft
FC	1823	456	203	114	73	51	37	28	23	18
Distance	36.1ft	39.4ft	42.7ft	45.9ft	49.2ft	52.5ft	55.8ft	59.1ft	62.3ft	65.6ft
FC	15	13	11	9	8	7	6	6	5	5

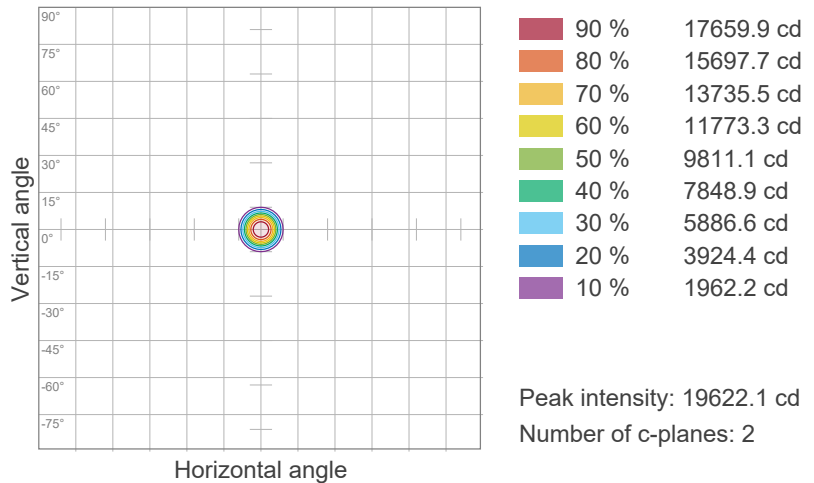
# Photometric & Chromaticity Report

COLORado PXL Curve 12: 50% Zoom - Red Only

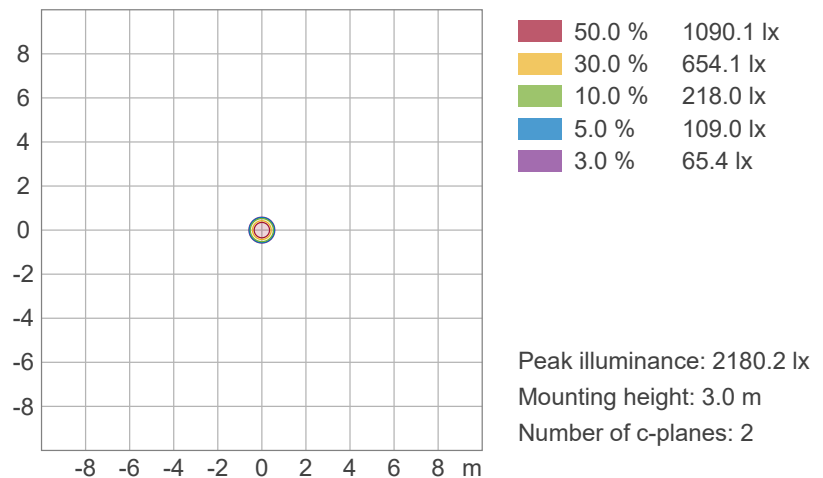


## ISO Diagrams

### ISO Candela Diagram



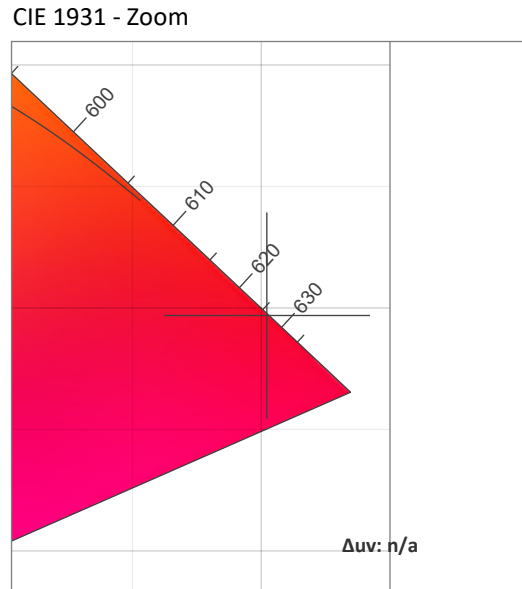
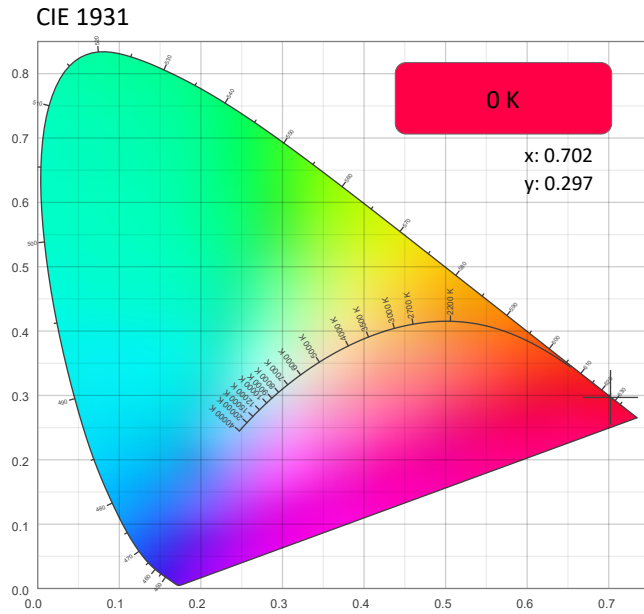
### ISO Lux Diagram



# Photometric & Chromaticity Report

COLORado PXL Curve 12: 50% Zoom - Red Only

## Chromaticity



CRI: 0.0 (R1-R8)

0	0	0	0	0	0	0	0	0	0	0	0	0	0	0
R1	R2	R3	R4	R5	R6	R7	R8	R9	R10	R11	R12	R13	R14	R15

CQS: 0.0

0	0	0	0	0	0	0	0	0	0	0	0	0	0	0
Q1	Q2	Q3	Q4	Q5	Q6	Q7	Q8	Q9	Q10	Q11	Q12	Q13	Q14	Q15

Color Parameters

Color Temperature	Color Coordinate CIE 1931	Color Coordinate CIE 1931
CCT	x	y
0 K	0.702	0.297

Color Deviation from Black Body Curve	Color Coordinate CIE 1964	Color Coordinate CIE 1964
Δuv	y	u
n/a	0.297	0.544

Color Rendering Index	Red Component	Color Quality Scale
CRI	CRI - R9	CQS
0.0	0.0	0.0

Television Lighting Consistency Index	Color Fidelity	Color Gamut
TLCI	TM30 - Rf	TM30 Rg
n/a	0.0	0.0

# Photometric & Chromaticity Report

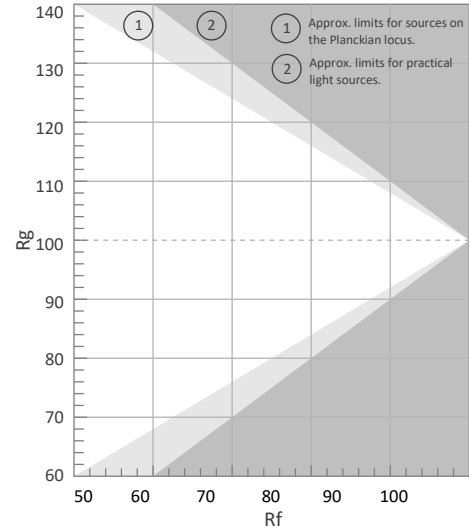
COLORado PXL Curve 12: 50% Zoom - Red Only

## TM-30 Details


**Rf 0.0**  
Fidelity Index (Rg)

**Rg 0.0**  
Gammut Index (Rg)


Hue Bin	R <sub>f</sub>	Graphic shifts (%)	
		Chroma	Hue
1	0	0%	0%
2	0	0%	0%
3	0	0%	0%
4	0	0%	0%
5	0	0%	0%
6	0	0%	0%
7	0	0%	0%
8	0	0%	0%
9	0	0%	0%
10	0	0%	0%
11	0	0%	0%
12	0	0%	0%
13	0	0%	0%
14	0	0%	0%
15	0	0%	0%
16	0	0%	0%



Color Vector Graphic




Color Distortion Graphic



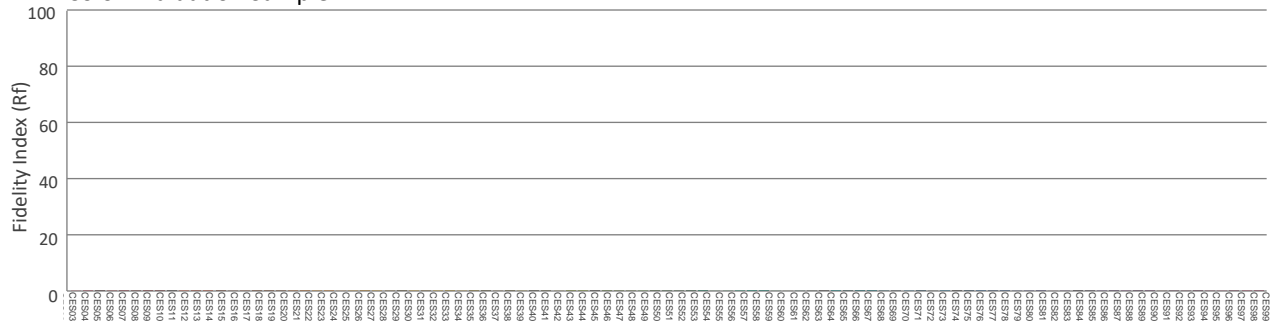
Rf by Hue



Local Chroma Shift by Hue



Color Evaluation Sample



# Photometric & Chromaticity Report

COLORado PXL Curve 12: 50% Zoom - Red Only - Calibration On

## Report Summary

### Measurements

Fixture Output: 1237 lm  
Fixture Peak: 20431 cd  
Fixture Efficacy: n/a lm/W  
Intensity @ 5m: 817 lux  
Color Temperature: 0 K  
CRI: 0.0      CRI R9 Value: 0.0  
CQS: 0.0  
TLCI: n/a  
TM-30 Rf: 0.0  
TM-30 Rg: 0.0  
Beam Angle (50%): 13.4°  
Field Angle (10%): 20°  
Cutoff Angle (3%): 22.7°

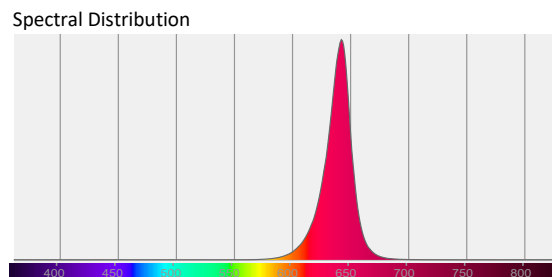
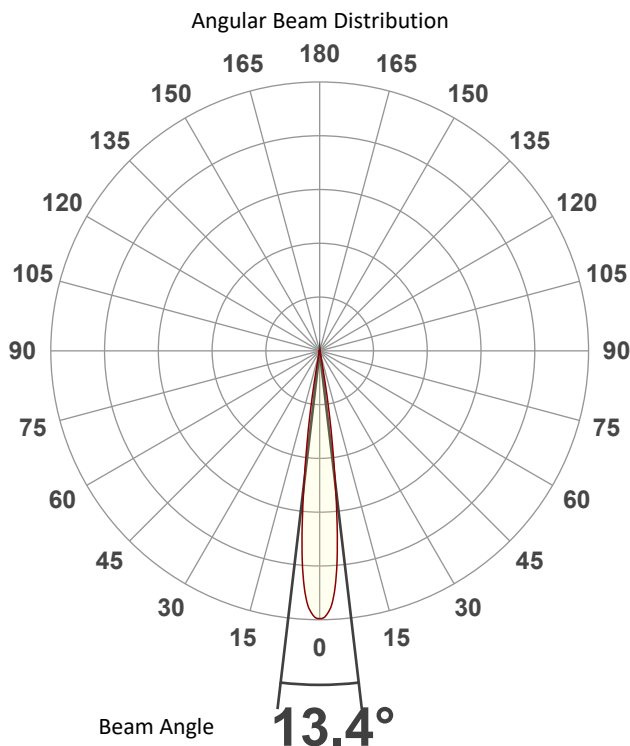


### Conditions

AC Supply: 119 V, 60 Hz  
Power: n/a W  
Current: 0.000 A  
Power Factor: n/a

This data sheet conforms to American National Standard E1.9 – 2007 (R2017). All data was measured and calculated by a Viso Systems LabSpion Goniometer at the Chauvet PD Optics Laboratory in Sunrise, FL on 4/25/2023 to LM-63-2002 Standards.

## Overall Measurement



Tested Color (CIE 1931):

X: 0.702

Y: 0.297



Light Quality

CRI: 0.0

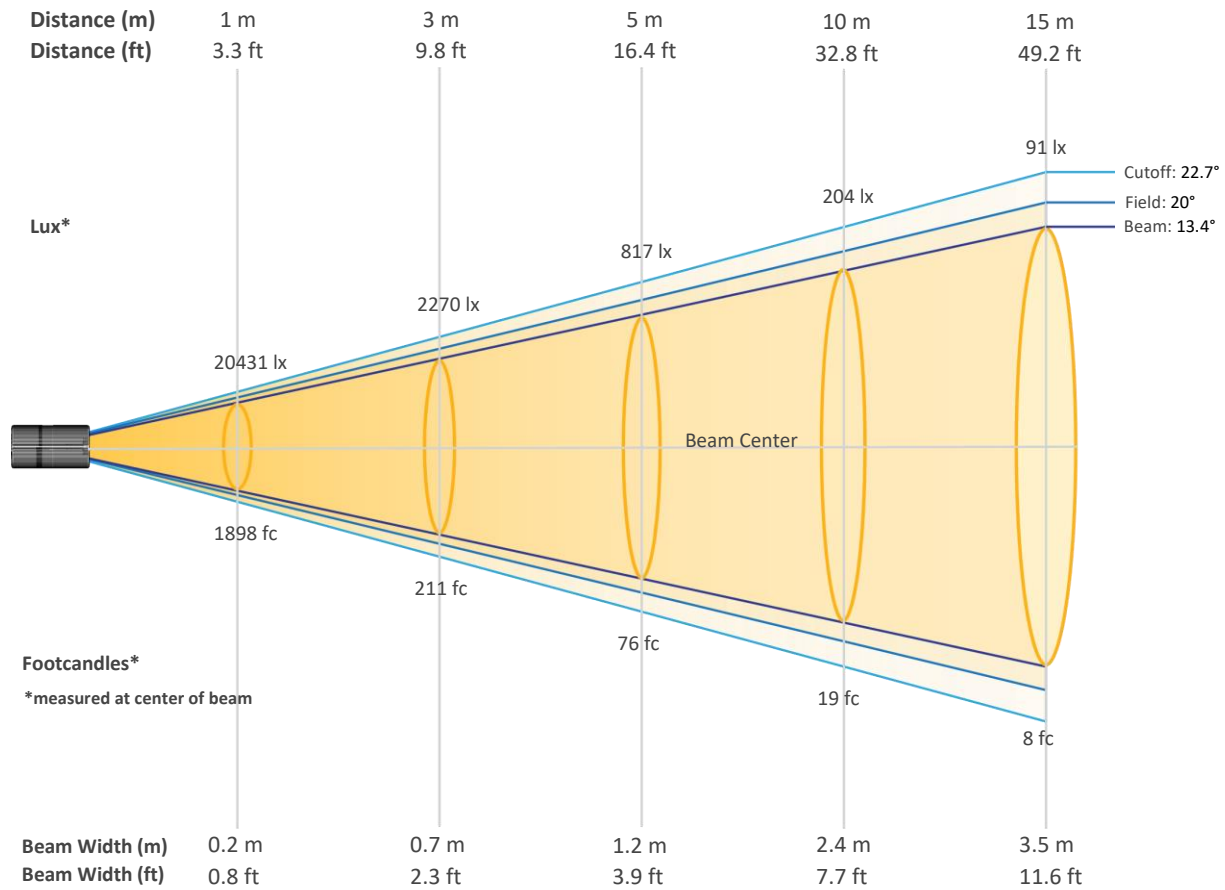
Color Temperature

0 K

# Photometric & Chromaticity Report

COLORado PXL Curve 12: 50% Zoom - Red Only - Calibration On

## Beam Details

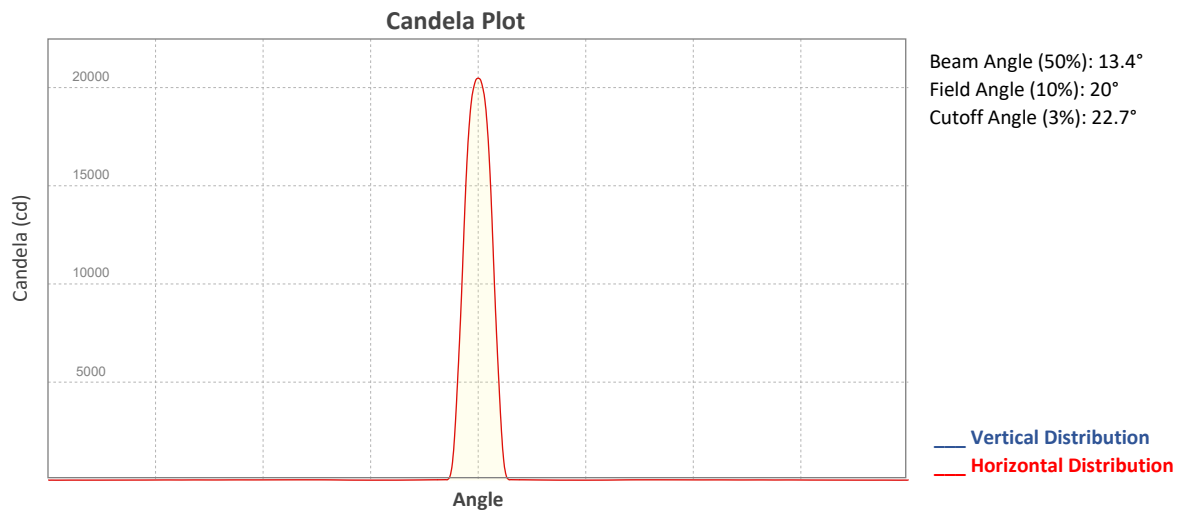


### Beam Intensities from 1-20m (3.3-65.6ft)

Distance	1m	2m	3m	4m	5m	6m	7m	8m	9m	10m
Lux	20431	5108	2270	1277	817	568	417	319	252	204
Distance	11m	12m	13m	14m	15m	16m	17m	18m	19m	20m
Lux	169	142	121	104	91	80	71	63	57	51
Distance	3.3ft	6.6ft	9.8ft	13.1ft	16.4ft	19.7ft	23ft	26.2ft	29.5ft	32.8ft
FC	1898	475	211	119	76	53	39	30	23	19
Distance	36.1ft	39.4ft	42.7ft	45.9ft	49.2ft	52.5ft	55.8ft	59.1ft	62.3ft	65.6ft
FC	16	13	11	10	8	7	7	6	5	5

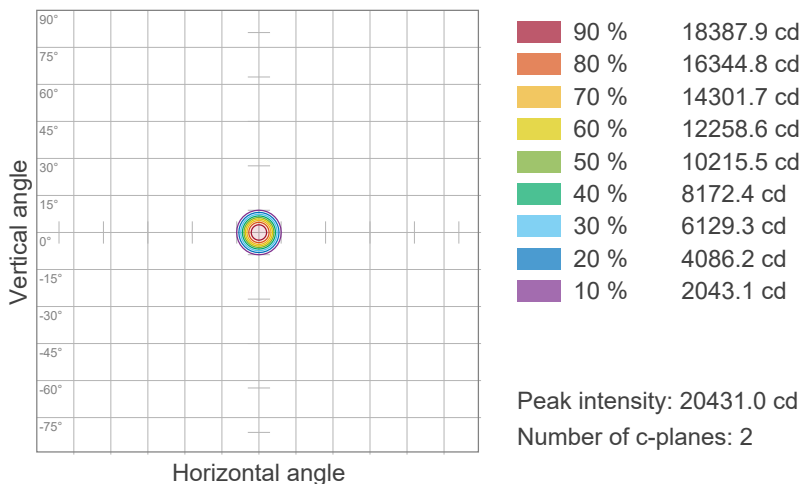
# Photometric & Chromaticity Report

COLORado PXL Curve 12: 50% Zoom - Red Only - Calibration On

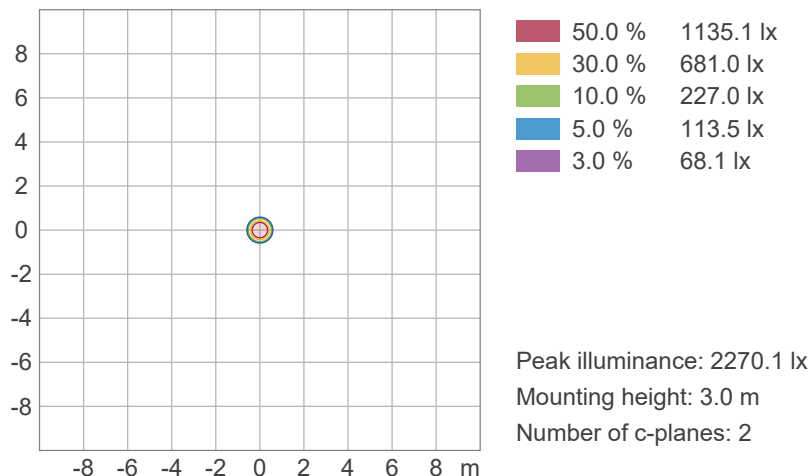


## ISO Diagrams

### ISO Candela Diagram



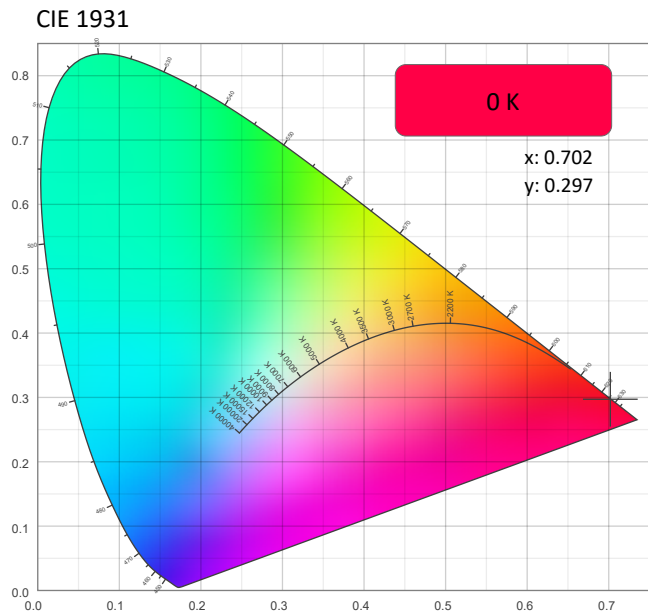
### ISO Lux Diagram



# Photometric & Chromaticity Report

COLORado PXL Curve 12: 50% Zoom - Red Only - Calibration On

## Chromaticity



CRI: 0.0 (R1-R8)

0	0	0	0	0	0	0	0	0	0	0	0	0	0	0
R1	R2	R3	R4	R5	R6	R7	R8	R9	R10	R11	R12	R13	R14	R15

CQS: 0.0

0	0	0	0	0	0	0	0	0	0	0	0	0	0	0
Q1	Q2	Q3	Q4	Q5	Q6	Q7	Q8	Q9	Q10	Q11	Q12	Q13	Q14	Q15

Color Parameters

Color Temperature	Color Coordinate CIE 1931	Color Coordinate CIE 1931
CCT	x	y
0 K	0.702	0.297

Color Deviation from Black Body Curve	Color Coordinate CIE 1964	Color Coordinate CIE 1964
Δuv	y	u
n/a	0.297	0.544

Color Rendering Index	Red Component	Color Quality Scale
CRI	CRI - R9	CQS
0.0	0.0	0.0

Television Lighting Consistency Index	Color Fidelity	Color Gamut
TLCI	TM30 - Rf	TM30 Rg
n/a	0.0	0.0





# Photometric & Chromaticity Report

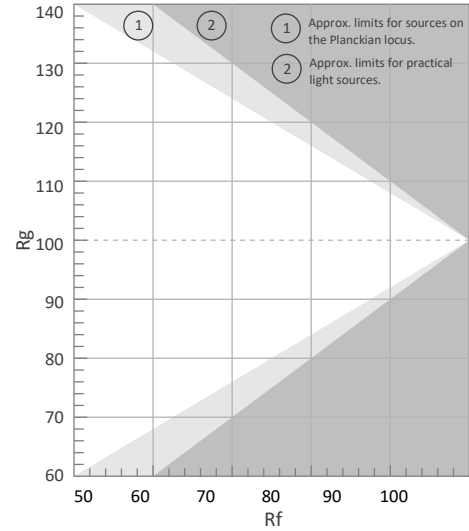
COLORado PXL Curve 12: 50% Zoom - Red Only - Calibration On

## TM-30 Details


**Rf 0.0**  
Fidelity Index (Rg)

**Rg 0.0**  
Gammut Index (Rg)


Hue Bin	R <sub>f</sub>	Graphic shifts (%)	
		Chroma	Hue
1	0	0%	0%
2	0	0%	0%
3	0	0%	0%
4	0	0%	0%
5	0	0%	0%
6	0	0%	0%
7	0	0%	0%
8	0	0%	0%
9	0	0%	0%
10	0	0%	0%
11	0	0%	0%
12	0	0%	0%
13	0	0%	0%
14	0	0%	0%
15	0	0%	0%
16	0	0%	0%




Color Vector Graphic




Color Distortion Graphic



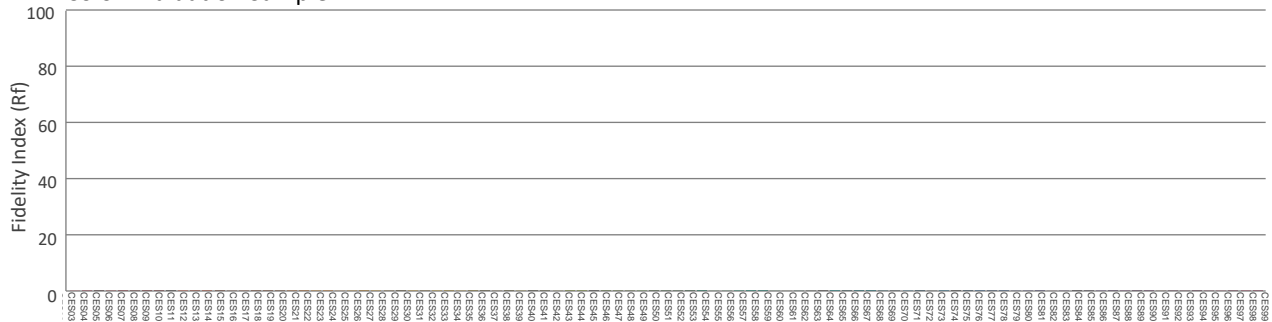
R<sub>f</sub> by Hue



Local Chroma Shift by Hue



Color Evaluation Sample



# Photometric & Chromaticity Report

COLORado PXL Curve 12: 50% Zoom - Green Only

## Report Summary

### Measurements

Fixture Output: 2114 lm  
Fixture Peak: 37907 cd  
Fixture Efficacy: n/a lm/W  
Intensity @ 5m: 1516 lux  
Color Temperature: 0 K  
CRI: 0.0      CRI R9 Value: 0.0  
CQS: 0.0  
TLCI: n/a  
TM-30 Rf: 0.0  
TM-30 Rg: 0.0  
Beam Angle (50%): 13.2°  
Field Angle (10%): 19.8°  
Cutoff Angle (3%): 22.3°

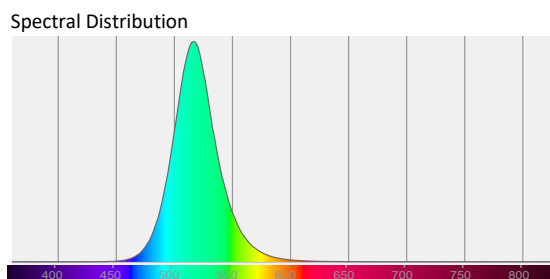
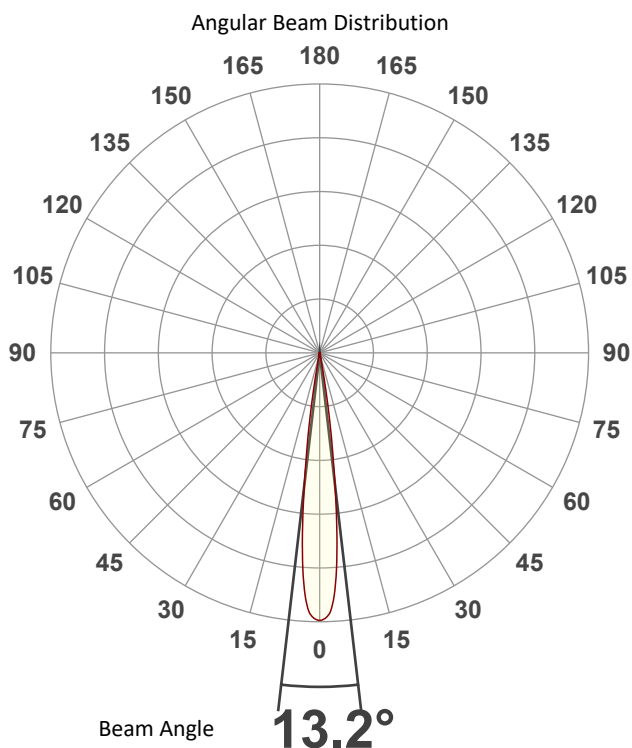


### Conditions

AC Supply: 120 V, 60 Hz  
Power: n/a W  
Current: 0.000 A  
Power Factor: n/a

This data sheet conforms to American National Standard E1.9 – 2007 (R2017). All data was measured and calculated by a Viso Systems LabSpion Goniometer at the Chauvet PD Optics Laboratory in Sunrise, FL on 4/25/2023 to LM-63-2002 Standards.

## Overall Measurement



Tested Color (CIE 1931):

X: 0.147

Y: 0.681



Light Quality

CRI: 0.0

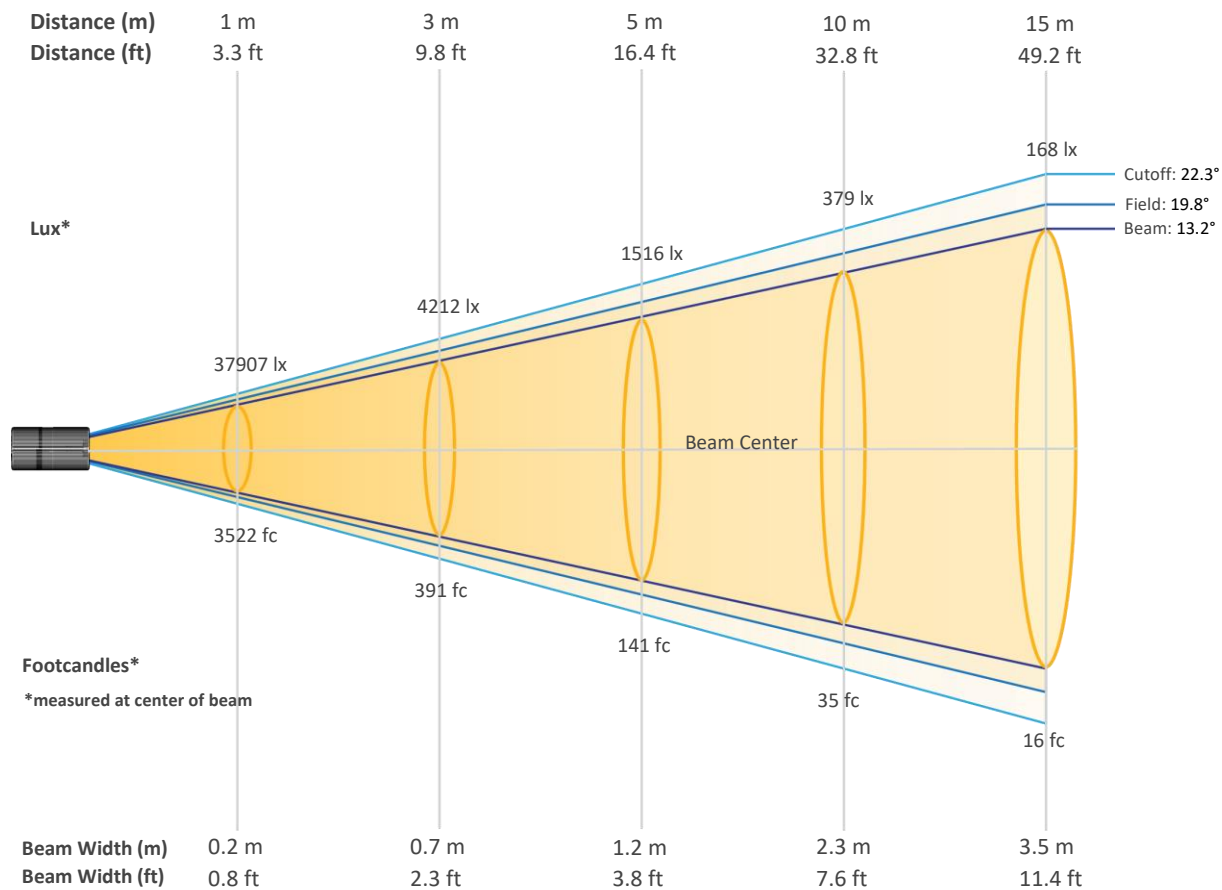
Color Temperature

0 K

# Photometric & Chromaticity Report

COLORado PXL Curve 12: 50% Zoom - Green Only

## Beam Details

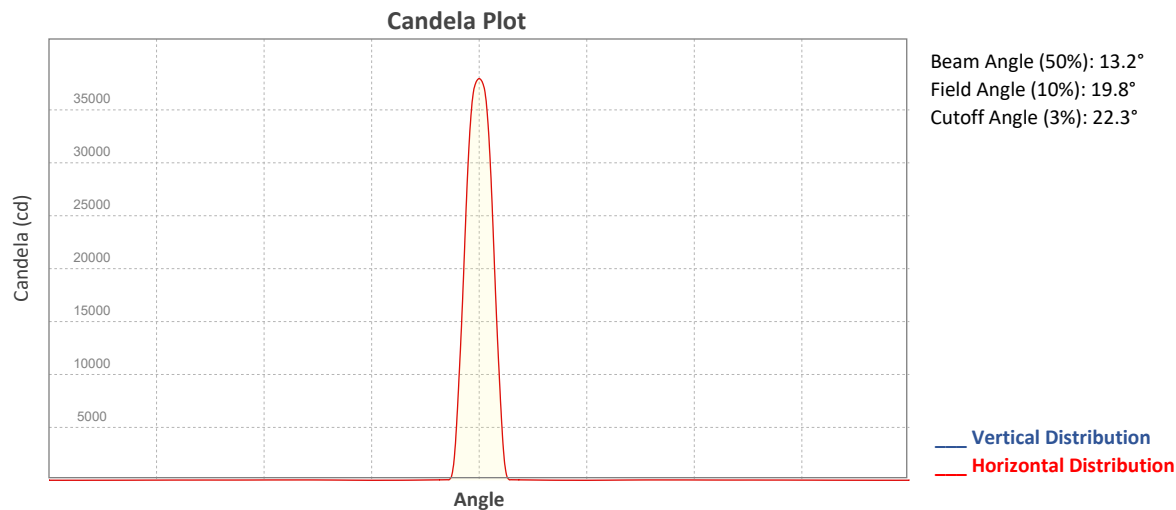


### Beam Intensities from 1-20m (3.3-65.6ft)

Distance	1m	2m	3m	4m	5m	6m	7m	8m	9m	10m
Lux	37907	9477	4212	2369	1516	1053	774	592	468	379
Distance	11m	12m	13m	14m	15m	16m	17m	18m	19m	20m
Lux	313	263	224	193	168	148	131	117	105	95
Distance	3.3ft	6.6ft	9.8ft	13.1ft	16.4ft	19.7ft	23ft	26.2ft	29.5ft	32.8ft
FC	3522	880	391	220	141	98	72	55	43	35
Distance	36.1ft	39.4ft	42.7ft	45.9ft	49.2ft	52.5ft	55.8ft	59.1ft	62.3ft	65.6ft
FC	29	24	21	18	16	14	12	11	10	9

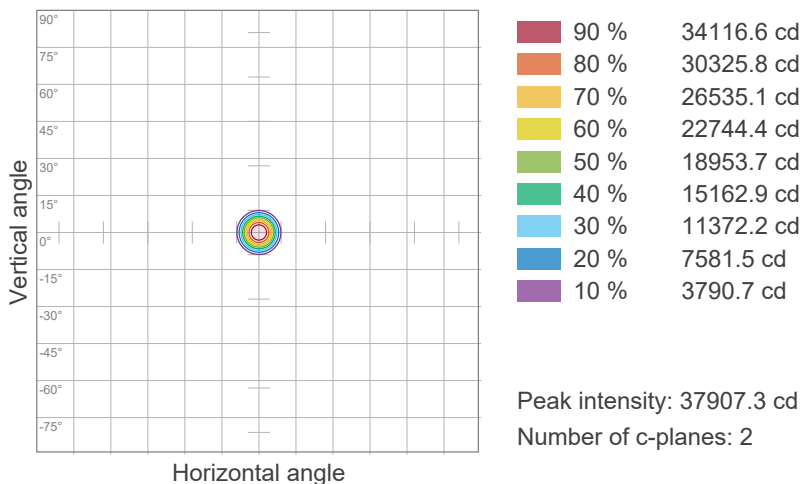
# Photometric & Chromaticity Report

COLORado PXL Curve 12: 50% Zoom - Green Only

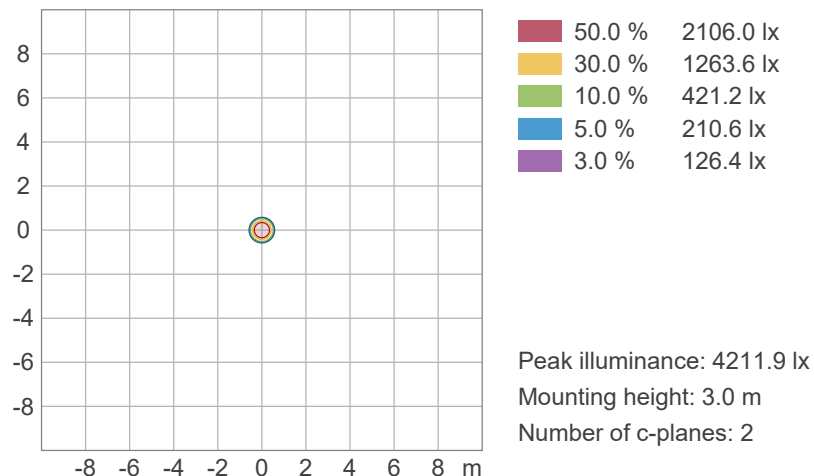


## ISO Diagrams

### ISO Candela Diagram



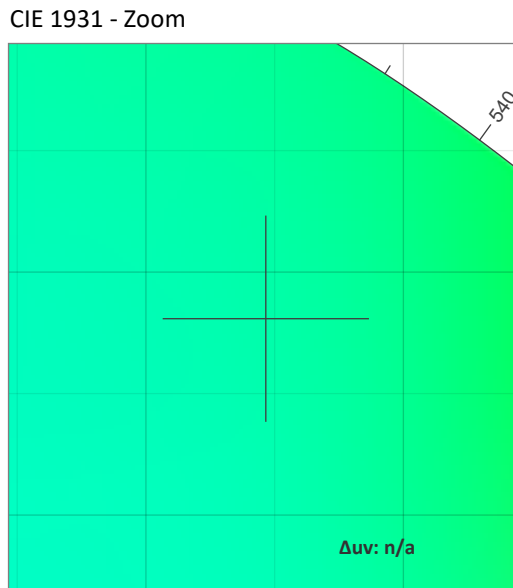
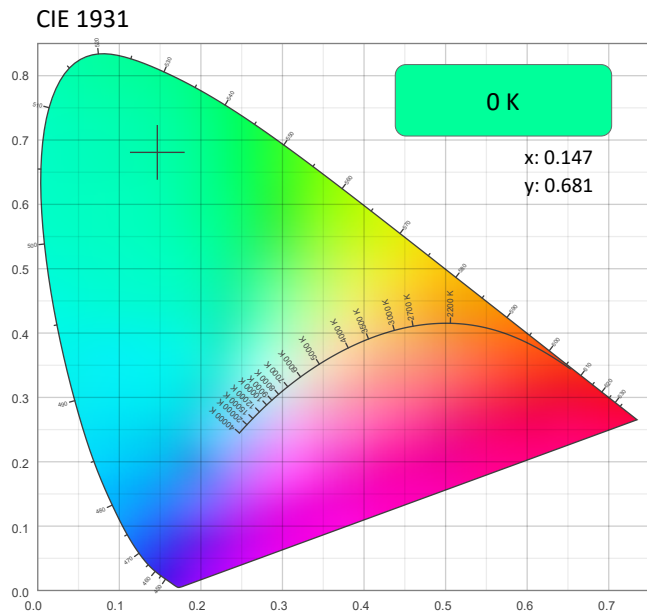
### ISO Lux Diagram



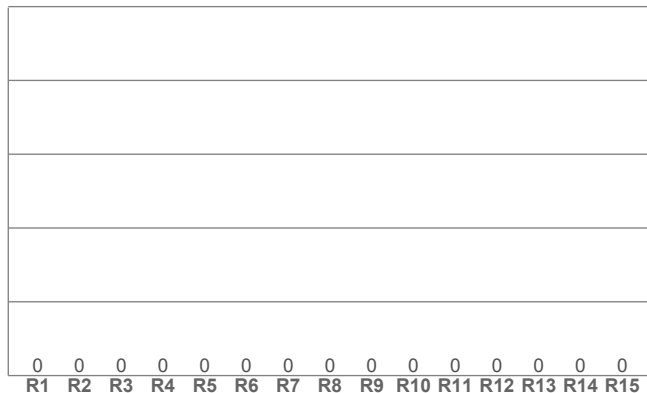
# Photometric & Chromaticity Report

COLORado PXL Curve 12: 50% Zoom - Green Only

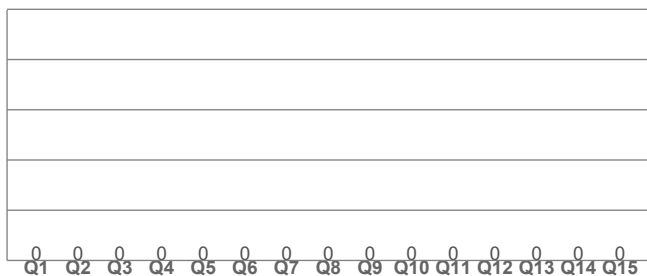
## Chromaticity



CRI: 0.0 (R1-R8)



CQS: 0.0



Color Parameters

Color Temperature	Color Coordinate CIE 1931	Color Coordinate CIE 1931
CCT	x	y
0 K	0.147	0.681

Color Deviation from Black Body Curve	Color Coordinate CIE 1964	Color Coordinate CIE 1964
$\Delta uv$	y	u
n/a	0.681	0.054

Color Rendering Index	Red Component	Color Quality Scale
CRI	CRI - R9	CQS
0.0	0.0	0.0

Television Lighting Consistency Index	Color Fidelity	Color Gamut
TLCI	TM30 - Rf	TM30 Rg
n/a	0.0	0.0



# Photometric & Chromaticity Report

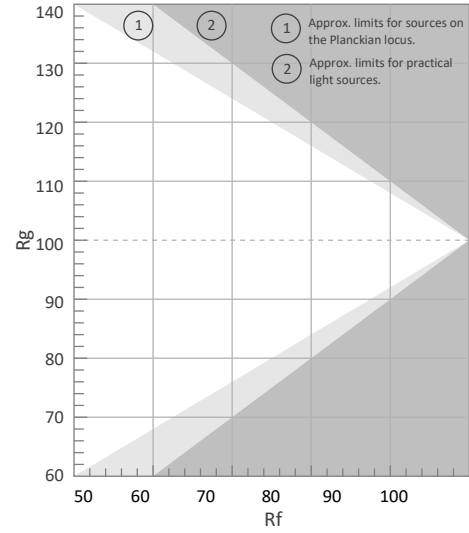
COLORado PXL Curve 12: 50% Zoom - Green Only

## TM-30 Details


**Rf 0.0**  
Fidelity Index  
(Rg)

**Rg 0.0**  
Gammut Index (Rg)


Hue Bin	R <sub>f</sub>	Graphic shifts (%)	
		Chroma	Hue
1	0	0%	0%
2	0	0%	0%
3	0	0%	0%
4	0	0%	0%
5	0	0%	0%
6	0	0%	0%
7	0	0%	0%
8	0	0%	0%
9	0	0%	0%
10	0	0%	0%
11	0	0%	0%
12	0	0%	0%
13	0	0%	0%
14	0	0%	0%
15	0	0%	0%
16	0	0%	0%




Color Vector Graphic



Color Distortion Graphic



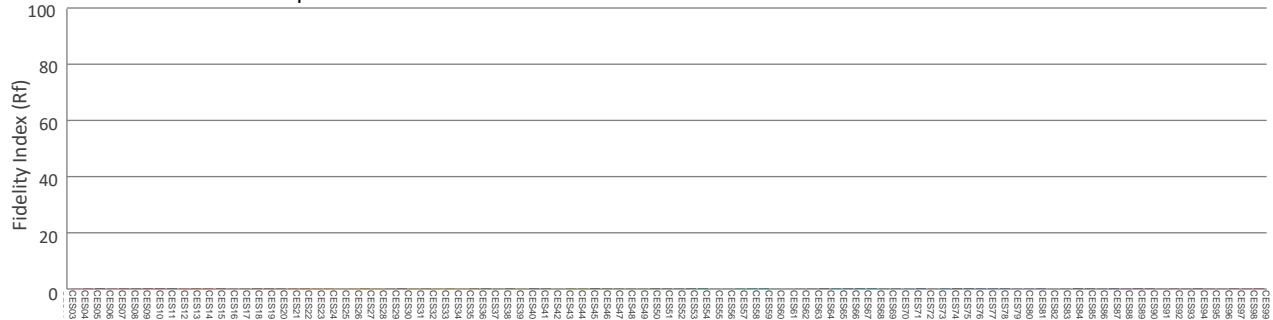
Rf by Hue



Local Chroma Shift by Hue



Color Evaluation Sample



# Photometric & Chromaticity Report

COLORado PXL Curve 12: 50% Zoom - Green Only - Calibration On

## Report Summary

### Measurements

Fixture Output: 2114 lm  
Fixture Peak: 37990 cd  
Fixture Efficacy: n/a lm/W  
Intensity @ 5m: 1520 lux  
Color Temperature: 0 K  
CRI: 0.0      CRI R9 Value: 0.0  
CQS: 0.0  
TLCI: n/a  
TM-30 Rf: 0.0  
TM-30 Rg: 0.0  
Beam Angle (50%): 13.3°  
Field Angle (10%): 19.8°  
Cutoff Angle (3%): 22.4°

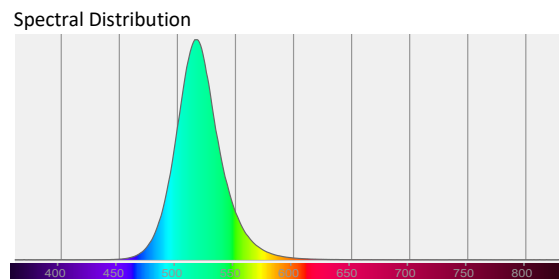
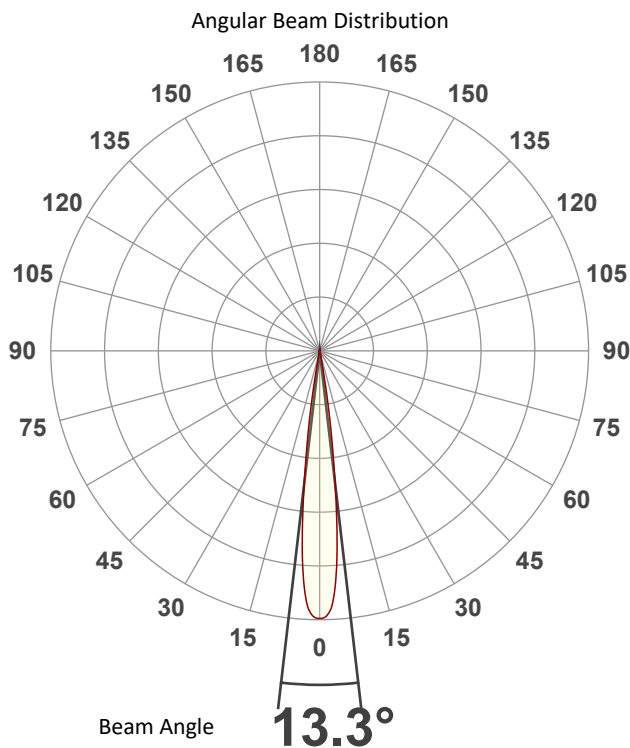


### Conditions

AC Supply: 120 V, 60 Hz  
Power: n/a W  
Current: 0.000 A  
Power Factor: n/a

This data sheet conforms to American National Standard E1.9 – 2007 (R2017). All data was measured and calculated by a Viso Systems LabSpion Goniometer at the Chauvet PD Optics Laboratory in Sunrise, FL on 4/25/2023 to LM-63-2002 Standards.

## Overall Measurement



Tested Color (CIE 1931):

X: 0.145

Y: 0.681



Light Quality

CRI: 0.0

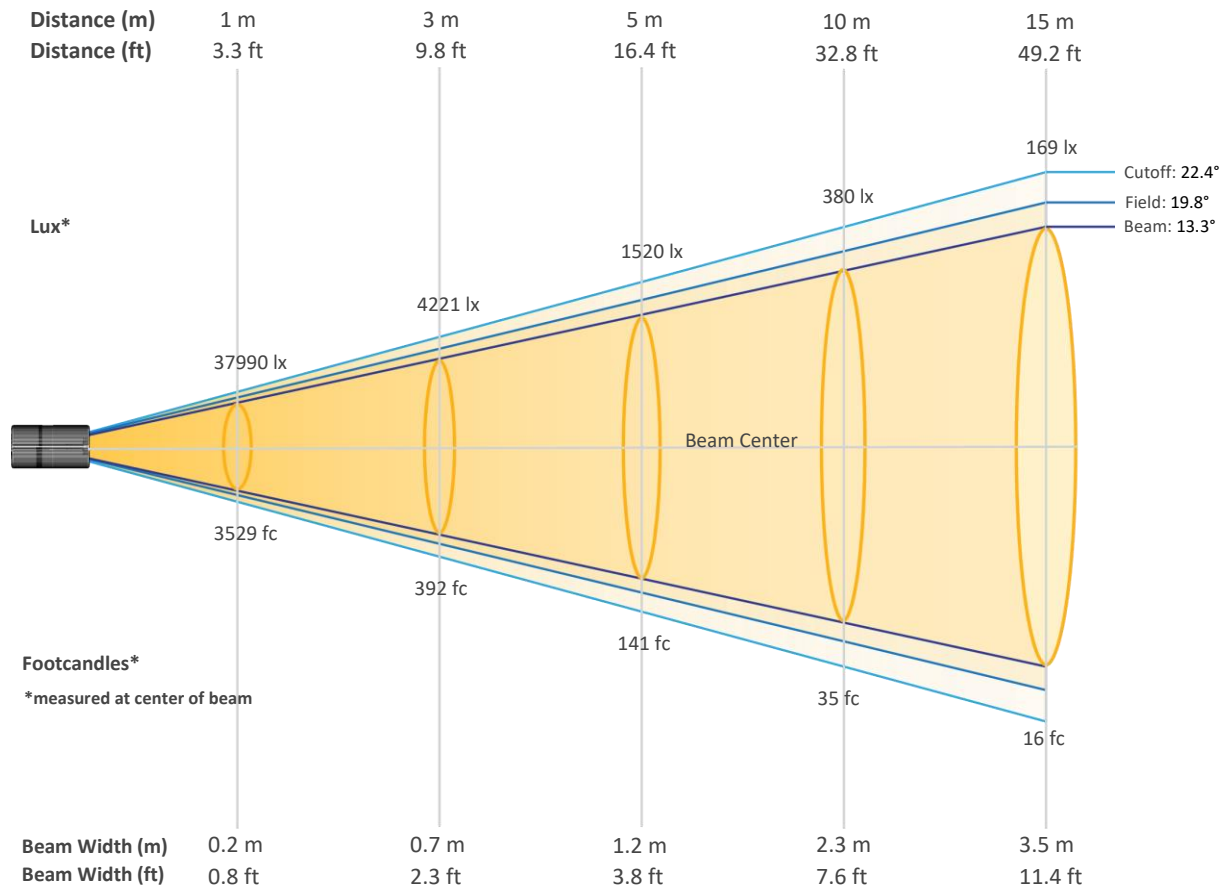
Color Temperature

0 K

# Photometric & Chromaticity Report

COLORado PXL Curve 12: 50% Zoom - Green Only - Calibration On

## Beam Details



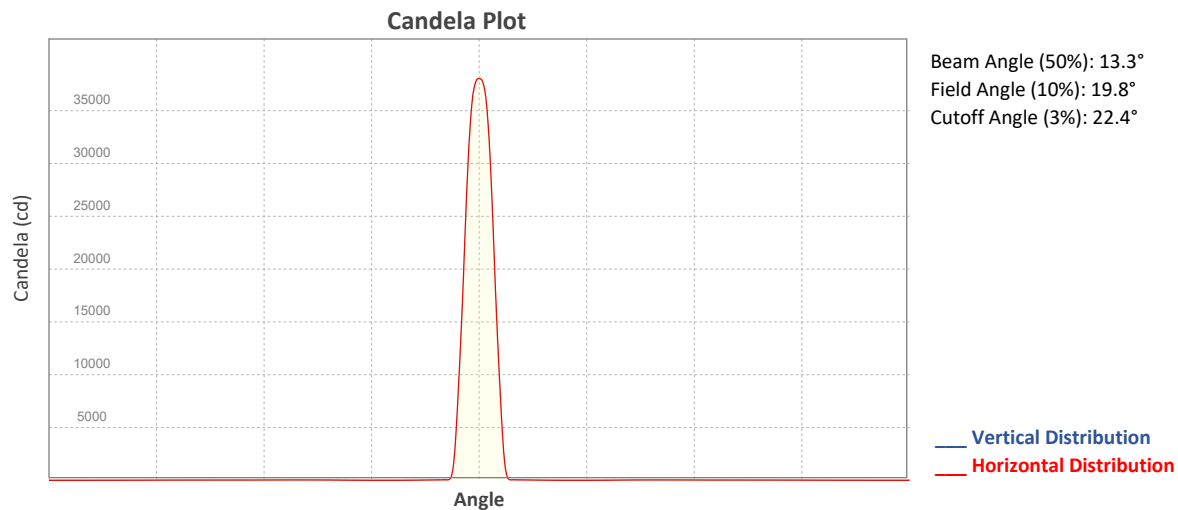
### Beam Intensities from 1-20m (3.3-65.6ft)

Distance	1m	2m	3m	4m	5m	6m	7m	8m	9m	10m
Lux	37990	9497	4221	2374	1520	1055	775	594	469	380
Distance	11m	12m	13m	14m	15m	16m	17m	18m	19m	20m
Lux	314	264	225	194	169	148	131	117	105	95
Distance	3.3ft	6.6ft	9.8ft	13.1ft	16.4ft	19.7ft	23ft	26.2ft	29.5ft	32.8ft
FC	3529	882	392	221	141	98	72	55	44	35
Distance	36.1ft	39.4ft	42.7ft	45.9ft	49.2ft	52.5ft	55.8ft	59.1ft	62.3ft	65.6ft
FC	29	25	21	18	16	14	12	11	10	9



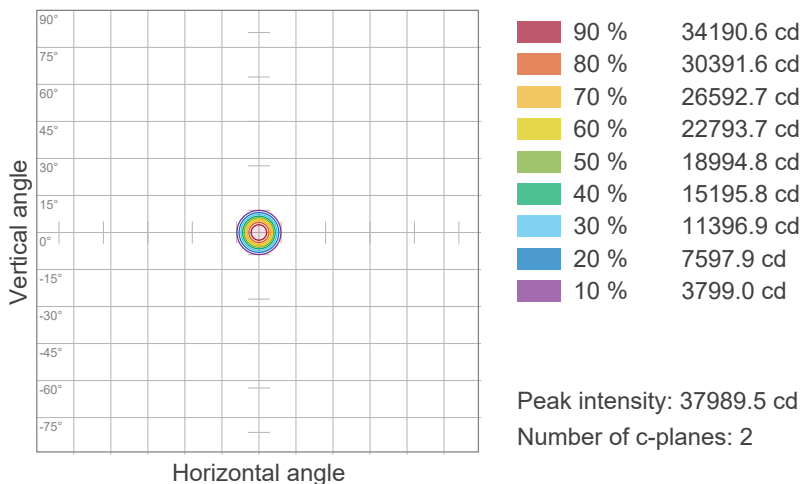
# Photometric & Chromaticity Report

COLORado PXL Curve 12: 50% Zoom - Green Only - Calibration On

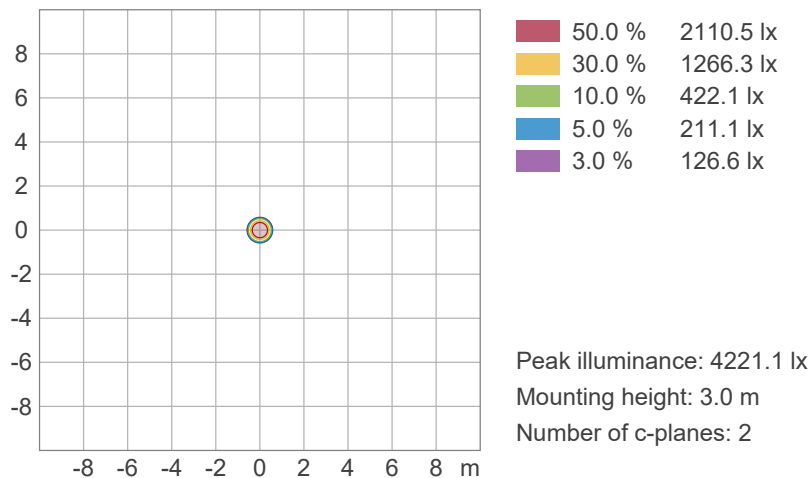


## ISO Diagrams

### ISO Candela Diagram



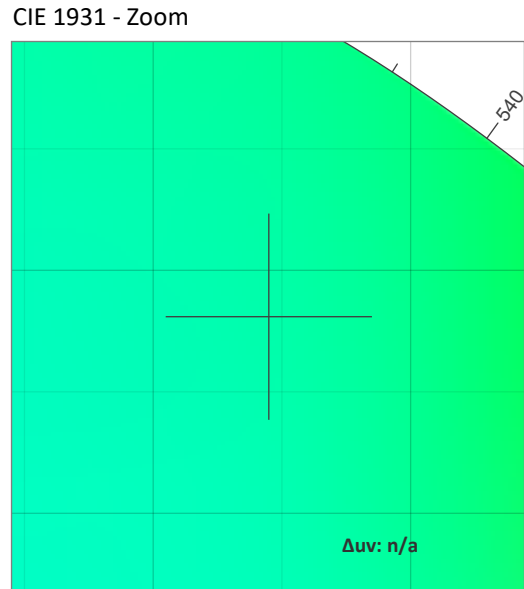
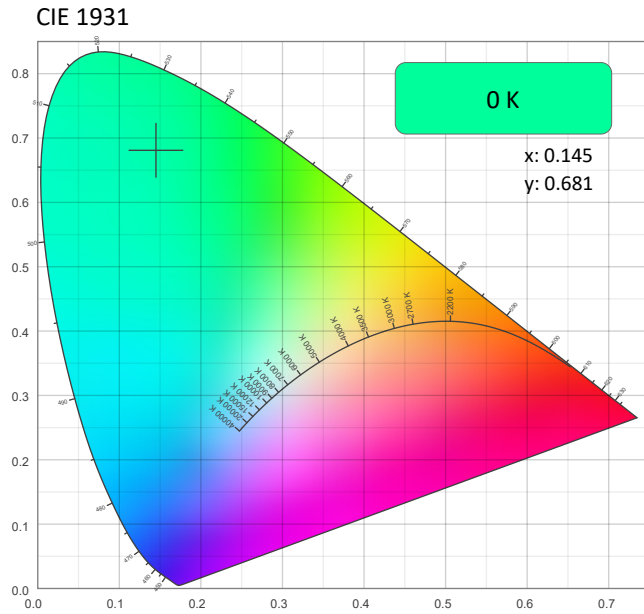
### ISO Lux Diagram



# Photometric & Chromaticity Report

COLORado PXL Curve 12: 50% Zoom - Green Only - Calibration On

## Chromaticity



### CRI: 0.0 (R1-R8)

0	0	0	0	0	0	0	0	0	0	0	0	0	0	0
R1	R2	R3	R4	R5	R6	R7	R8	R9	R10	R11	R12	R13	R14	R15

### CQS: 0.0

0	0	0	0	0	0	0	0	0	0	0	0	0	0	0
Q1	Q2	Q3	Q4	Q5	Q6	Q7	Q8	Q9	Q10	Q11	Q12	Q13	Q14	Q15

### Color Parameters

Color Temperature	Color Coordinate CIE 1931	Color Coordinate CIE 1931
CCT	x	y
0 K	0.145	0.681

Color Deviation from Black Body Curve	Color Coordinate CIE 1964	Color Coordinate CIE 1964
Δuv	y	u
n/a	0.681	0.053

Color Rendering Index	Red Component	Color Quality Scale
CRI	CRI - R9	CQS
0.0	0.0	0.0

Television Lighting Consistency Index	Color Fidelity	Color Gamut
TLCI	TM30 - Rf	TM30 Rg
n/a	0.0	0.0



# Photometric & Chromaticity Report

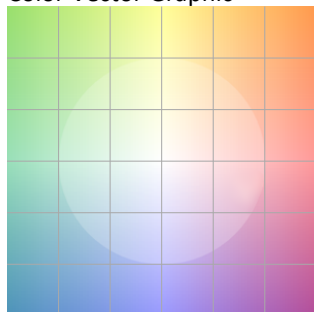
COLORado PXL Curve 12: 50% Zoom - Green Only - Calibration On

## TM-30 Details


**Rf 0.0**  
Fidelity Index  
(Rg)

**Rg 0.0**  
Gammut Index (Rg)

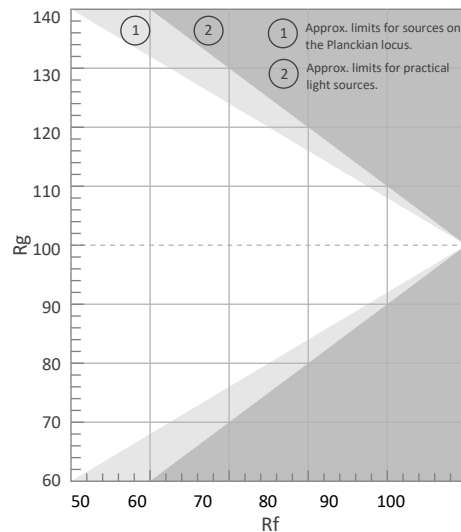
Color Vector Graphic



Color Distortion Graphic



Hue Bin	R <sub>f</sub>	Graphic shifts (%)	
		Chroma	Hue
1	0	0%	0%
2	0	0%	0%
3	0	0%	0%
4	0	0%	0%
5	0	0%	0%
6	0	0%	0%
7	0	0%	0%
8	0	0%	0%
9	0	0%	0%
10	0	0%	0%
11	0	0%	0%
12	0	0%	0%
13	0	0%	0%
14	0	0%	0%
15	0	0%	0%
16	0	0%	0%



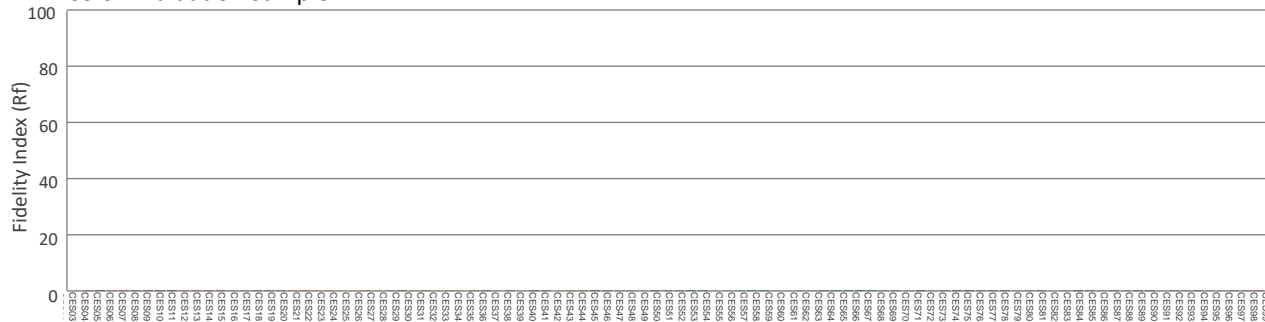
R<sub>f</sub> by Hue



Local Chroma Shift by Hue



Color Evaluation Sample



# Photometric & Chromaticity Report

COLORado PXL Curve 12: 50% Zoom - Blue Only

## Report Summary

### Measurements

Fixture Output: 771 lm  
Fixture Peak: 13146 cd  
Fixture Efficacy: n/a lm/W  
Intensity @ 5m: 526 lux  
Color Temperature: 0 K  
CRI: 0.0      CRI R9 Value: 0.0  
CQS: 0.0  
TLCI: n/a  
TM-30 Rf: 0.0  
TM-30 Rg: 0.0  
Beam Angle (50%): 12.8°  
Field Angle (10%): 19.4°  
Cutoff Angle (3%): 22°

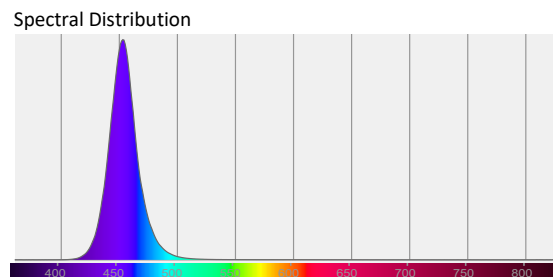
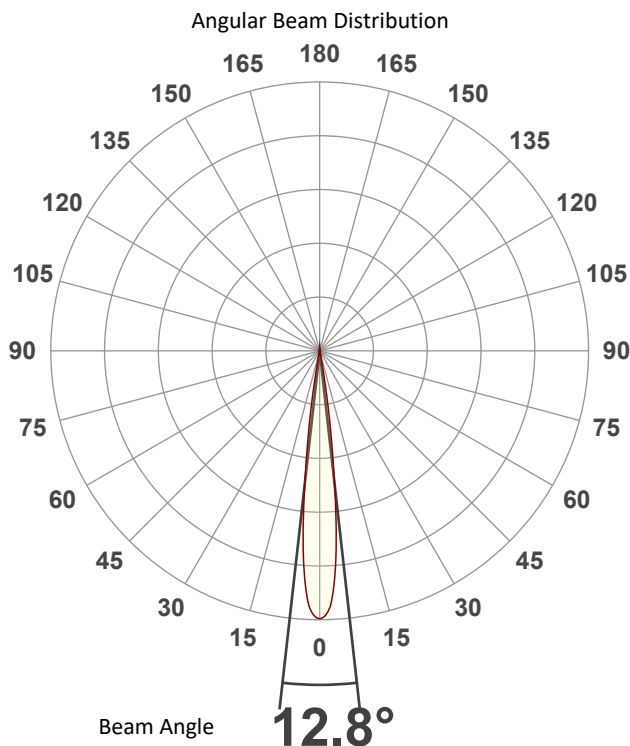


### Conditions

AC Supply: 120 V, 60.1 Hz  
Power: n/a W  
Current: 0.000 A  
Power Factor: n/a

This data sheet conforms to American National Standard E1.9 – 2007 (R2017). All data was measured and calculated by a Viso Systems LabSpion Goniometer at the Chauvet PD Optics Laboratory in Sunrise, FL on 4/25/2023 to LM-63-2002 Standards.


## Overall Measurement



Tested Color (CIE 1931):

X: 0.150

Y: 0.030



Light Quality

CRI: 0.0

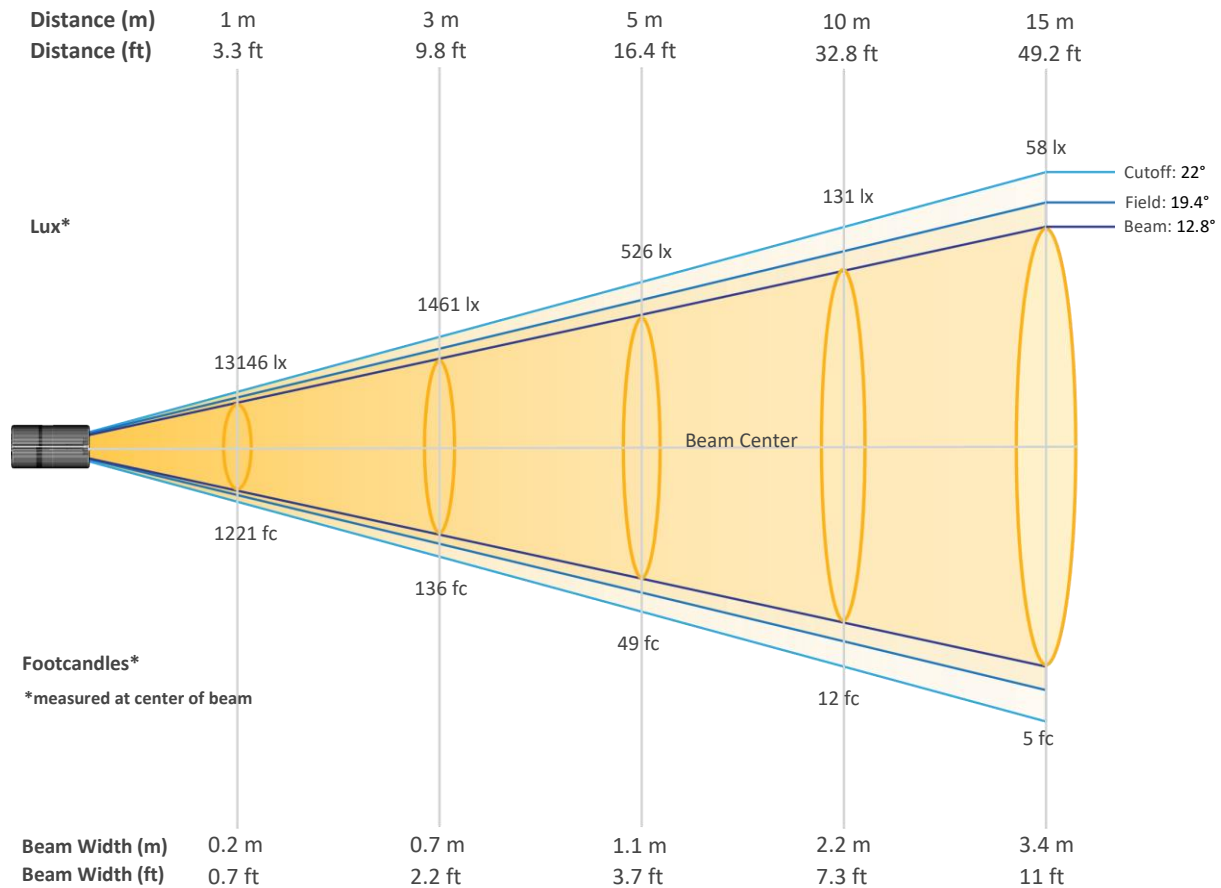
Color Temperature

0 K

# Photometric & Chromaticity Report

COLORado PXL Curve 12: 50% Zoom - Blue Only

## Beam Details

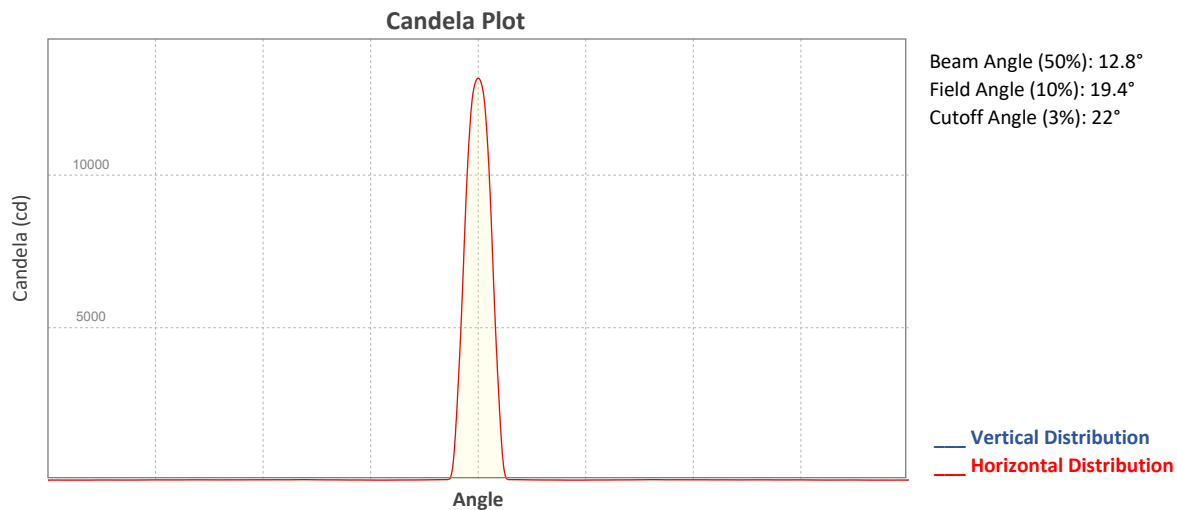


### Beam Intensities from 1-20m (3.3-65.6ft)

Distance	1m	2m	3m	4m	5m	6m	7m	8m	9m	10m
Lux	13146	3287	1461	822	526	365	268	205	162	131
Distance	11m	12m	13m	14m	15m	16m	17m	18m	19m	20m
Lux	109	91	78	67	58	51	45	41	36	33
Distance	3.3ft	6.6ft	9.8ft	13.1ft	16.4ft	19.7ft	23ft	26.2ft	29.5ft	32.8ft
FC	1221	305	136	76	49	34	25	19	15	12
Distance	36.1ft	39.4ft	42.7ft	45.9ft	49.2ft	52.5ft	55.8ft	59.1ft	62.3ft	65.6ft
FC	10	8	7	6	5	5	4	4	3	3

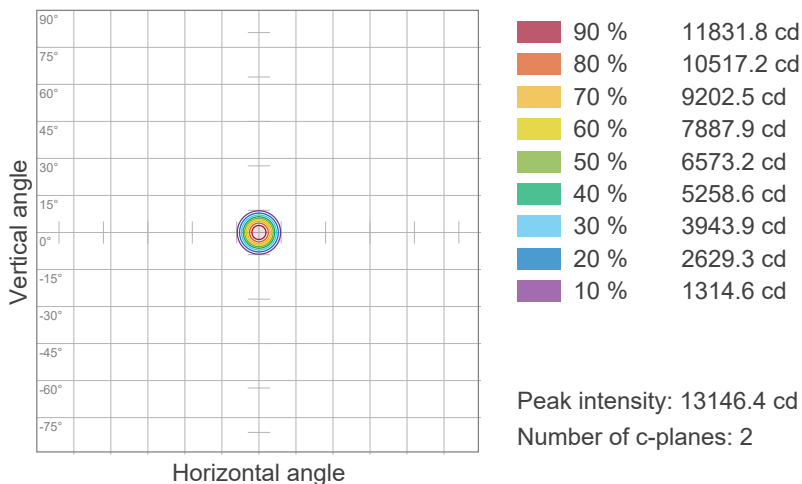
# Photometric & Chromaticity Report

COLORado PXL Curve 12: 50% Zoom - Blue Only

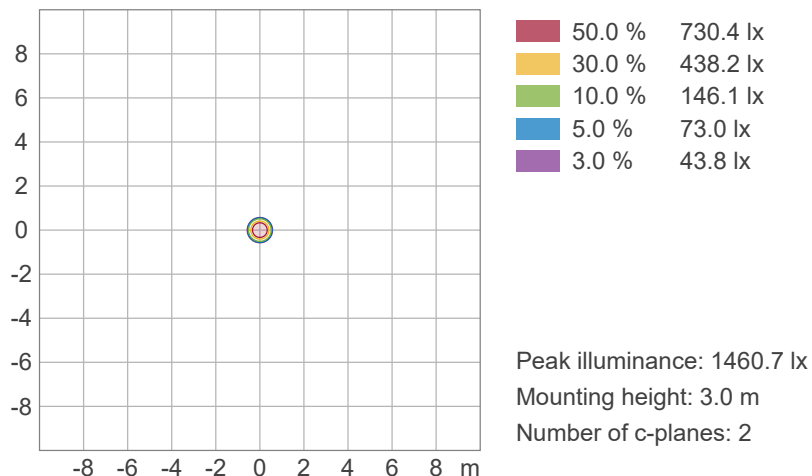


## ISO Diagrams

ISO Candela Diagram



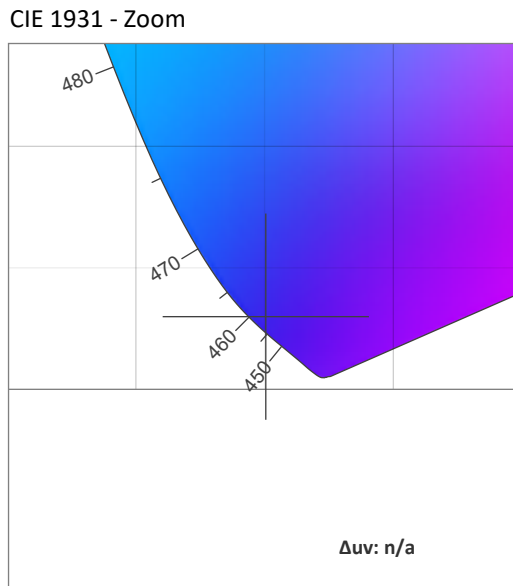
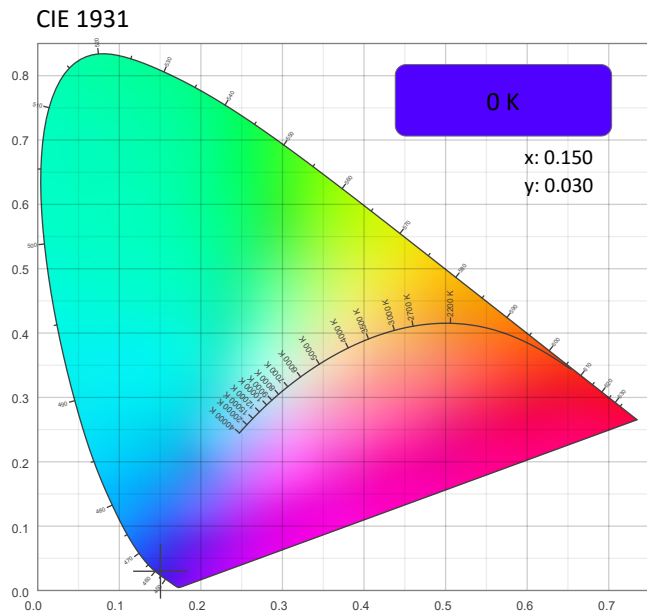
ISO Lux Diagram



# Photometric & Chromaticity Report

COLORado PXL Curve 12: 50% Zoom - Blue Only

## Chromaticity



CRI: 0.0 (R1-R8)

0	0	0	0	0	0	0	0	0	0	0	0	0	0	0
R1	R2	R3	R4	R5	R6	R7	R8	R9	R10	R11	R12	R13	R14	R15

CQS: 0.0

0	0	0	0	0	0	0	0	0	0	0	0	0	0	0
Q1	Q2	Q3	Q4	Q5	Q6	Q7	Q8	Q9	Q10	Q11	Q12	Q13	Q14	Q15

Color Parameters

Color Temperature	Color Coordinate CIE 1931	Color Coordinate CIE 1931
CCT	x	y
0 K	0.150	0.030

Color Deviation from Black Body Curve	Color Coordinate CIE 1964	Color Coordinate CIE 1964
Δuv	y	u
n/a	0.030	0.197

Color Rendering Index	Red Component	Color Quality Scale
CRI	CRI - R9	CQS
0.0	0.0	0.0

Television Lighting Consistency Index	Color Fidelity	Color Gamut
TLCI	TM30 - Rf	TM30 Rg
n/a	0.0	0.0



# Photometric & Chromaticity Report

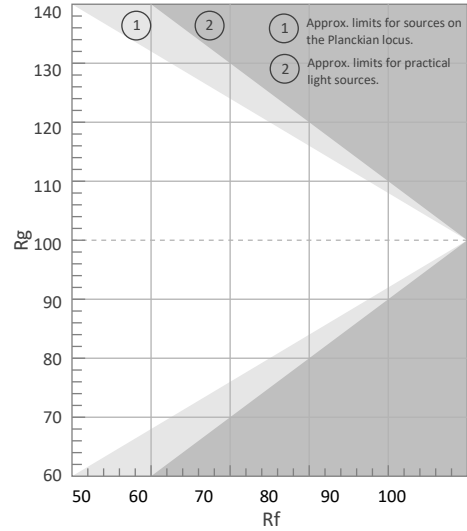
COLORado PXL Curve 12: 50% Zoom - Blue Only

## TM-30 Details

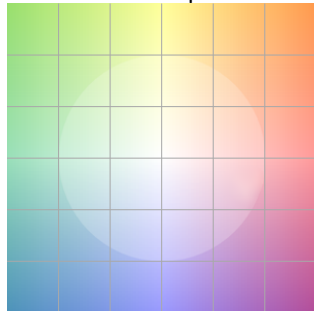
**Rf 0.0**  
Fidelity Index (Rg)

**Rg 0.0**  
Gammut Index (Rg)


Hue Bin	R <sub>f</sub>	Graphic shifts (%)	
		Chroma	Hue
1	0	0%	0%
2	0	0%	0%
3	0	0%	0%
4	0	0%	0%
5	0	0%	0%
6	0	0%	0%
7	0	0%	0%
8	0	0%	0%
9	0	0%	0%
10	0	0%	0%
11	0	0%	0%
12	0	0%	0%
13	0	0%	0%
14	0	0%	0%
15	0	0%	0%
16	0	0%	0%



Color Vector Graphic




Color Distortion Graphic



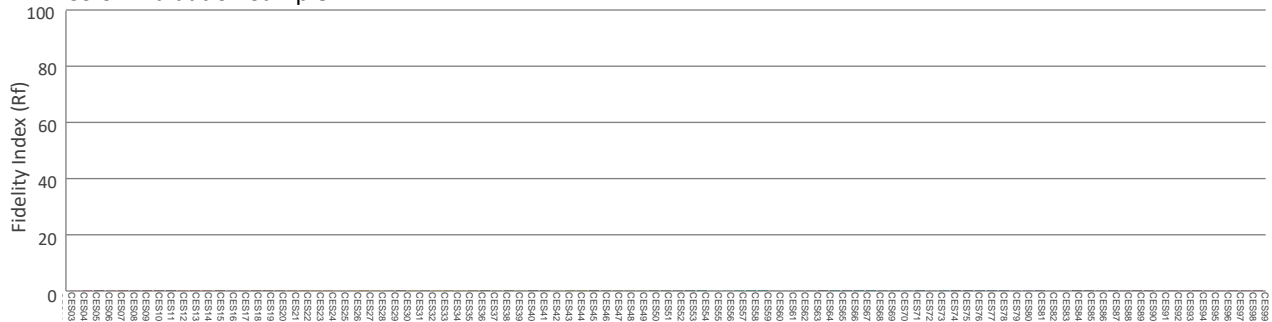
R<sub>f</sub> by Hue



Local Chroma Shift by Hue



Color Evaluation Sample





# Photometric & Chromaticity Report

COLORado PXL Curve 12: 50% Zoom - Blue Only - Calibration On

## Report Summary

### Measurements

Fixture Output: 781 lm  
Fixture Peak: 13083 cd  
Fixture Efficacy: n/a lm/W  
Intensity @ 5m: 523 lux  
Color Temperature: 0 K  
CRI: 0.0      CRI R9 Value: 0.0  
CQS: 0.0  
TLCI: n/a  
TM-30 Rf: 0.0  
TM-30 Rg: 0.0  
Beam Angle (50%): 12.9°  
Field Angle (10%): 19.5°  
Cutoff Angle (3%): 22.1°

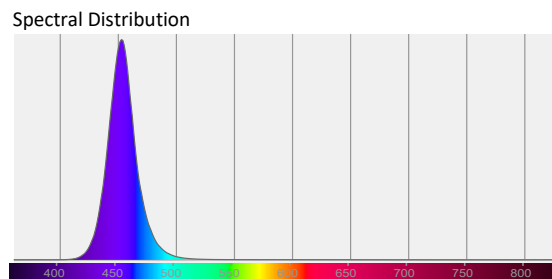
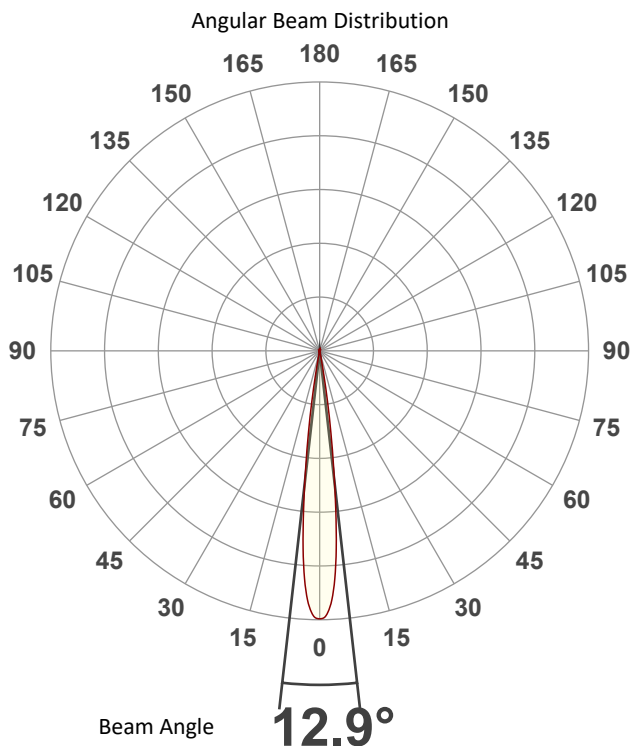


### Conditions

AC Supply: 119 V, 60 Hz  
Power: n/a W  
Current: 0.000 A  
Power Factor: n/a

This data sheet conforms to American National Standard E1.9 – 2007 (R2017). All data was measured and calculated by a Viso Systems LabSpion Goniometer at the Chauvet PD Optics Laboratory in Sunrise, FL on 4/25/2023 to LM-63-2002 Standards.

## Overall Measurement



Tested Color (CIE 1931):  
X: 0.151  
Y: 0.030



Light Quality  
CRI: 0.0

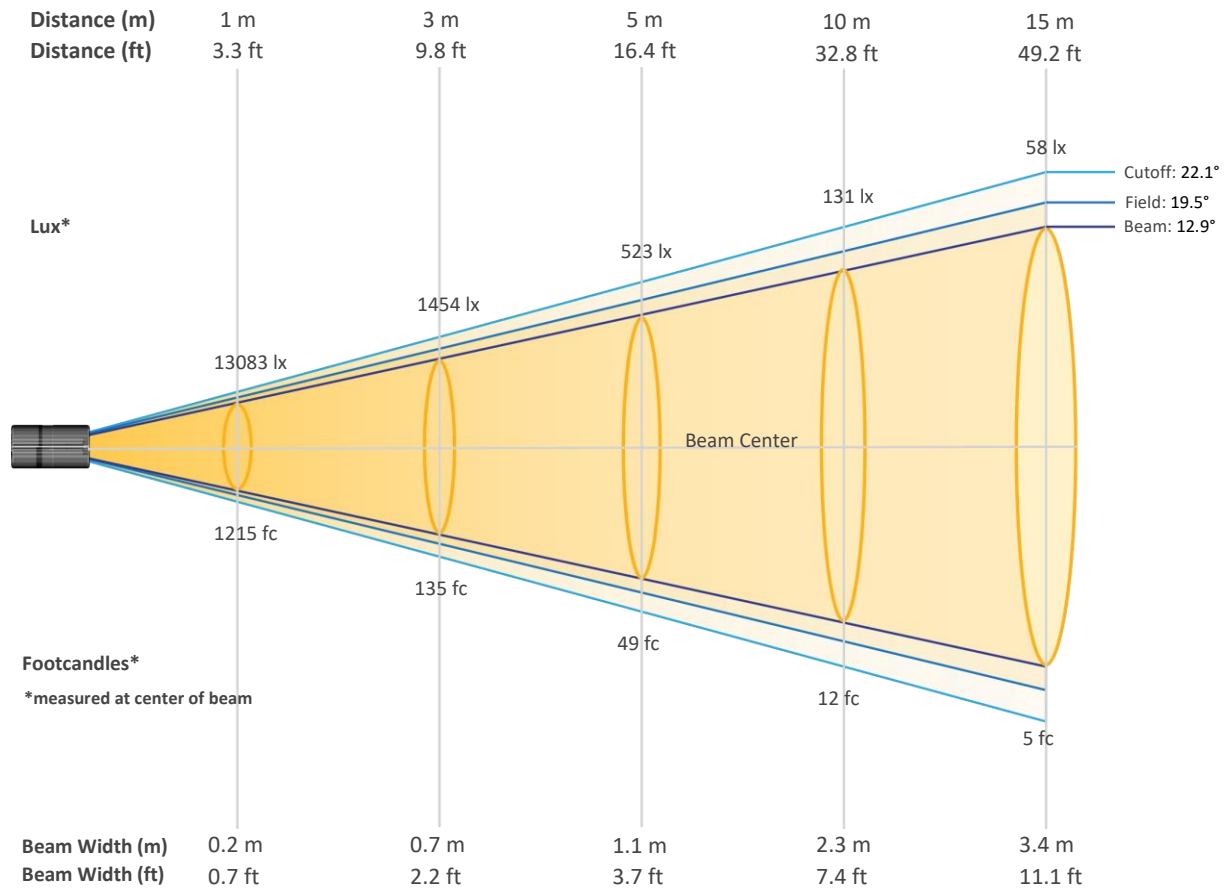
Color Temperature  
0 K



# Photometric & Chromaticity Report

COLORado PXL Curve 12: 50% Zoom - Blue Only - Calibration On

## Beam Details

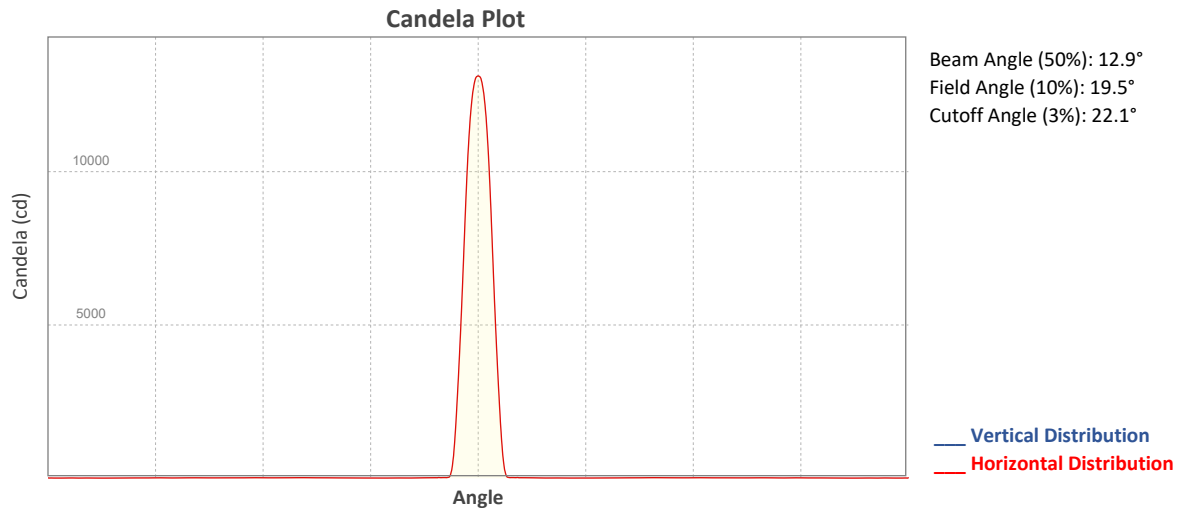


### Beam Intensities from 1-20m (3.3-65.6ft)

Distance	1m	2m	3m	4m	5m	6m	7m	8m	9m	10m
Lux	13083	3271	1454	818	523	363	267	204	162	131
Distance	11m	12m	13m	14m	15m	16m	17m	18m	19m	20m
Lux	108	91	77	67	58	51	45	40	36	33
Distance	3.3ft	6.6ft	9.8ft	13.1ft	16.4ft	19.7ft	23ft	26.2ft	29.5ft	32.8ft
FC	1215	304	135	76	49	34	25	19	15	12
Distance	36.1ft	39.4ft	42.7ft	45.9ft	49.2ft	52.5ft	55.8ft	59.1ft	62.3ft	65.6ft
FC	10	8	7	6	5	5	4	4	3	3

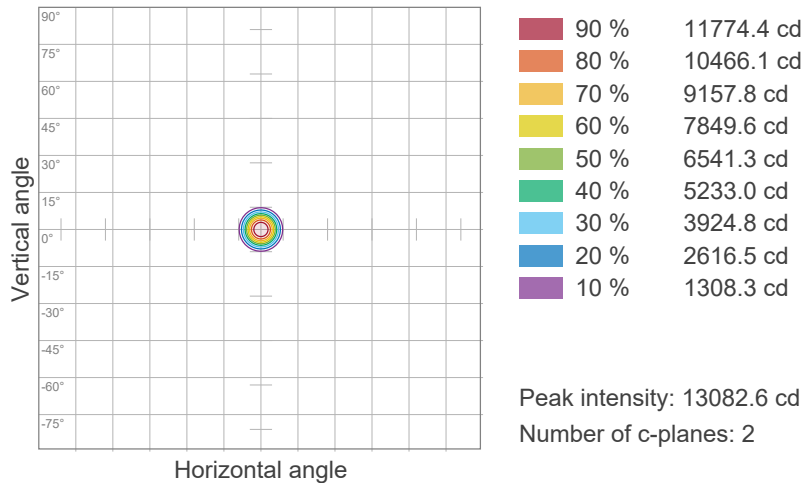
# Photometric & Chromaticity Report

COLORado PXL Curve 12: 50% Zoom - Blue Only - Calibration On

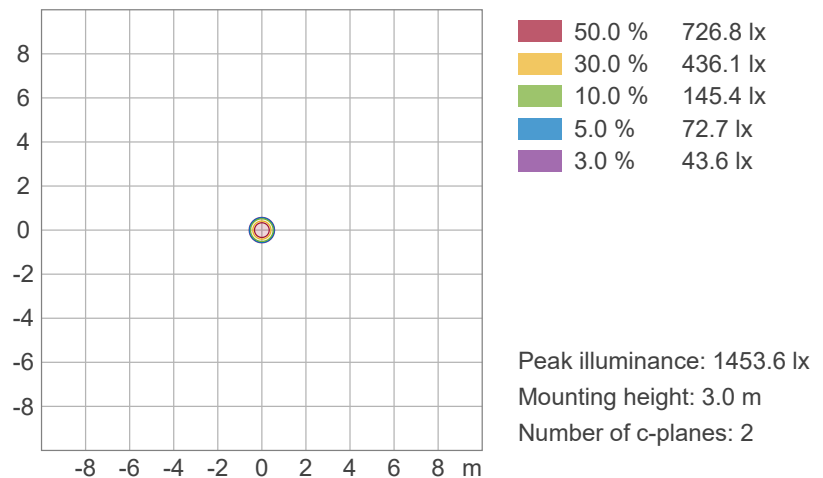


## ISO Diagrams

### ISO Candela Diagram



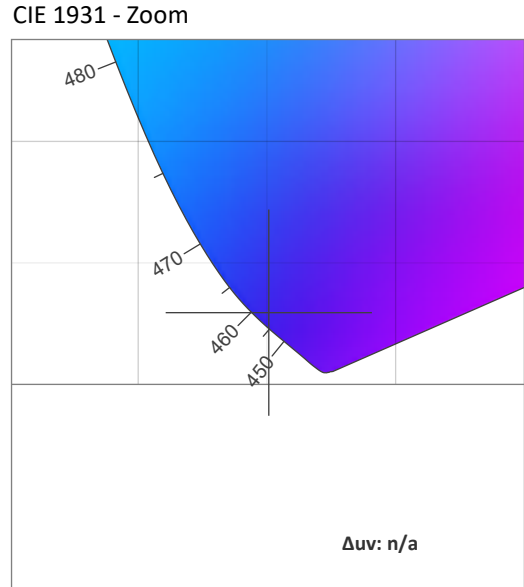
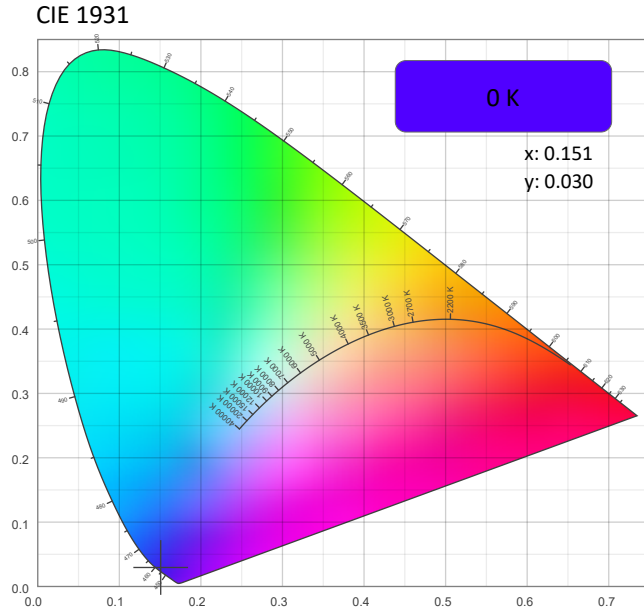
### ISO Lux Diagram



# Photometric & Chromaticity Report

COLORado PXL Curve 12: 50% Zoom - Blue Only - Calibration On

## Chromaticity



CRI: 0.0 (R1-R8)

0	0	0	0	0	0	0	0	0	0	0	0	0	0	0
R1	R2	R3	R4	R5	R6	R7	R8	R9	R10	R11	R12	R13	R14	R15

CQS: 0.0

0	0	0	0	0	0	0	0	0	0	0	0	0	0	0
Q1	Q2	Q3	Q4	Q5	Q6	Q7	Q8	Q9	Q10	Q11	Q12	Q13	Q14	Q15

### Color Parameters

Color Temperature	Color Coordinate CIE 1931	Color Coordinate CIE 1931
CCT	x	y
0 K	0.151	0.030

Color Deviation from Black Body Curve	Color Coordinate CIE 1964	Color Coordinate CIE 1964
Δuv	y	u
n/a	0.030	0.197

Color Rendering Index	Red Component	Color Quality Scale
CRI	CRI - R9	CQS
0.0	0.0	0.0

Television Lighting Consistency Index	Color Fidelity	Color Gamut
TLCI	TM30 - Rf	TM30 Rg
n/a	0.0	0.0



# Photometric & Chromaticity Report

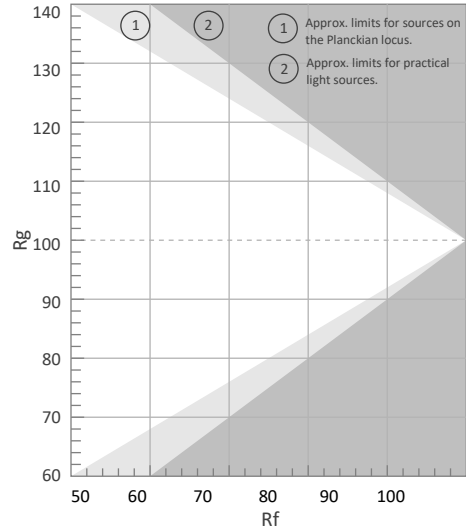
COLORado PXL Curve 12: 50% Zoom - Blue Only - Calibration On

## TM-30 Details


**Rf 0.0**  
Fidelity Index (Rg)

**Rg 0.0**  
Gammut Index (Rg)


Hue Bin	R <sub>f</sub>	Graphic shifts (%)	
		Chroma	Hue
1	0	0%	0%
2	0	0%	0%
3	0	0%	0%
4	0	0%	0%
5	0	0%	0%
6	0	0%	0%
7	0	0%	0%
8	0	0%	0%
9	0	0%	0%
10	0	0%	0%
11	0	0%	0%
12	0	0%	0%
13	0	0%	0%
14	0	0%	0%
15	0	0%	0%
16	0	0%	0%




Color Vector Graphic



Color Distortion Graphic



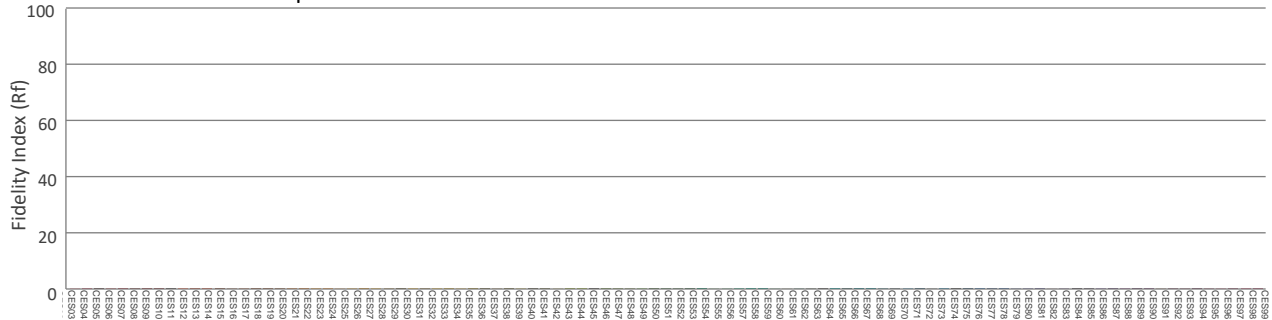
Rf by Hue



Local Chroma Shift by Hue



Color Evaluation Sample



# Photometric & Chromaticity Report

COLORado PXL Curve 12: 50% Zoom - White Only

## Report Summary

### Measurements

Fixture Output: 3278 lm  
Fixture Peak: 54766 cd  
Fixture Efficacy: n/a lm/W  
Intensity @ 5m: 2191 lux  
Color Temperature: 8370 K  
CRI: 73.4    CRI R9 Value: 8.4  
CQS: 66.7  
TLCI: 45  
TM-30 Rf: 68.2  
TM-30 Rg: 97.1  
Beam Angle (50%): 13.8°  
Field Angle (10%): 20°  
Cutoff Angle (3%): 22.3°

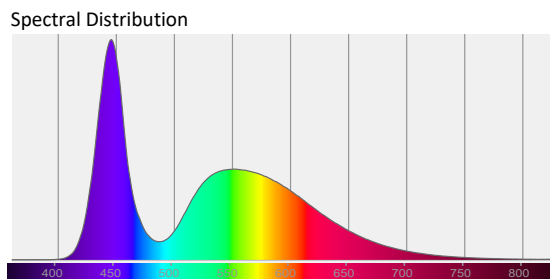
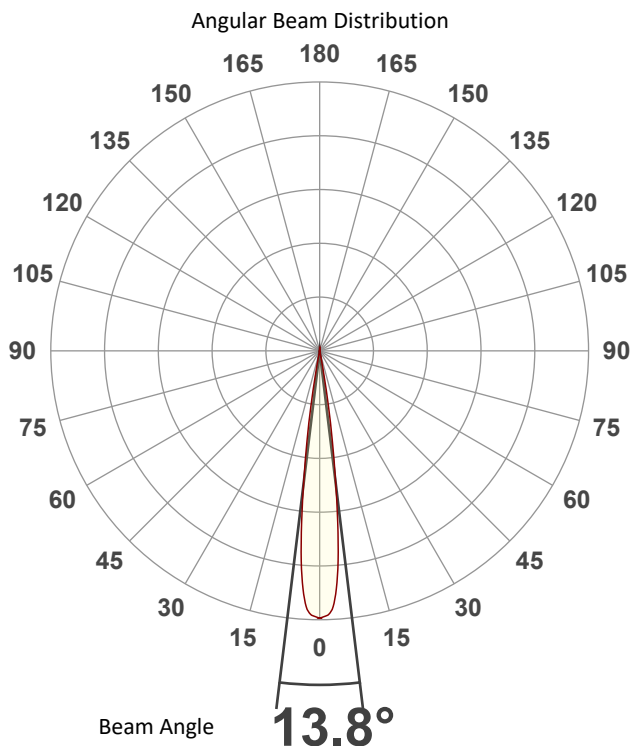


### Conditions

AC Supply: 120 V, 60 Hz  
Power: n/a W  
Current: 0.000 A  
Power Factor: n/a

This data sheet conforms to American National Standard E1.9 – 2007 (R2017). All data was measured and calculated by a Viso Systems LabSpion Goniometer at the Chauvet PD Optics Laboratory in Sunrise, FL on 4/25/2023 to LM-63-2002 Standards.


## Overall Measurement



Tested Color (CIE 1931):

X: 0.297

Y: 0.288



Light Quality

CRI: 73.4

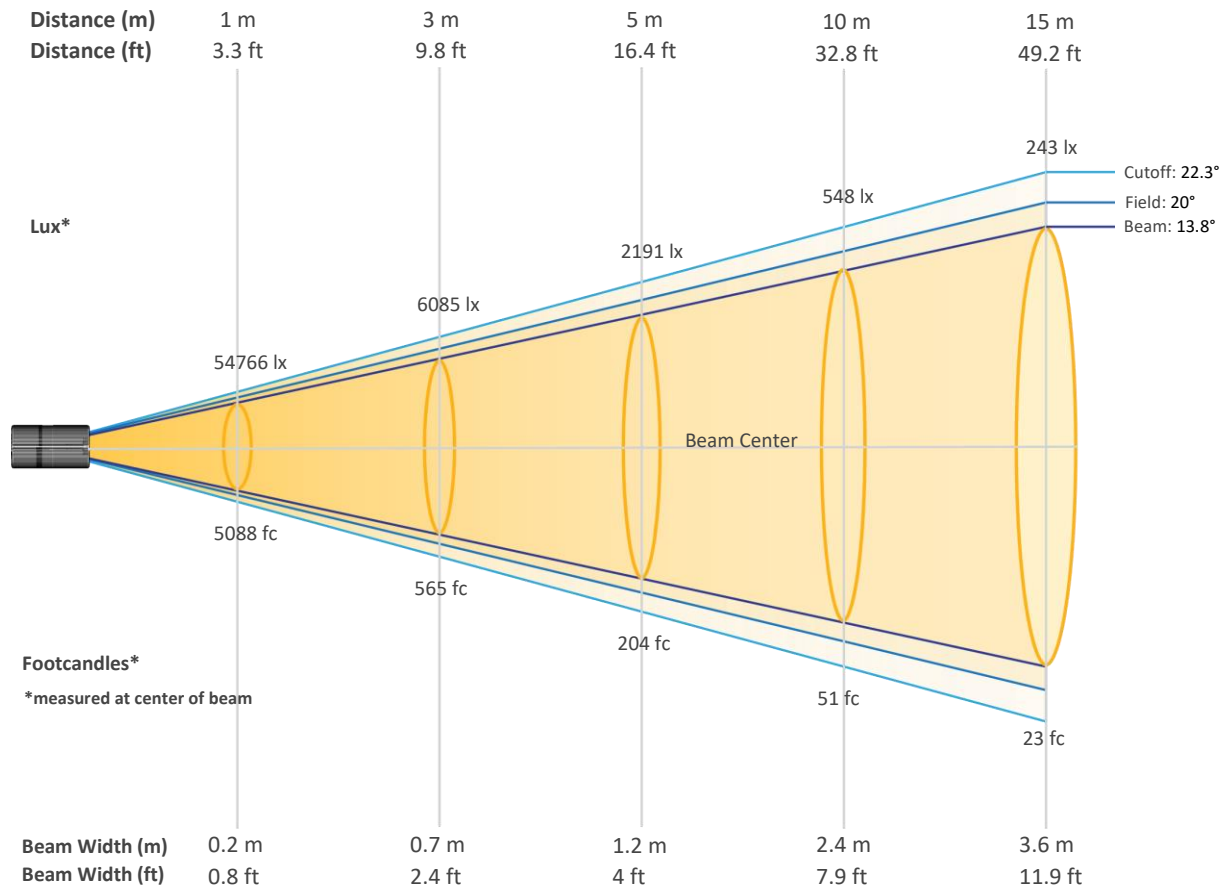
Color Temperature

8370 K

# Photometric & Chromaticity Report

COLORado PXL Curve 12: 50% Zoom - White Only

## Beam Details

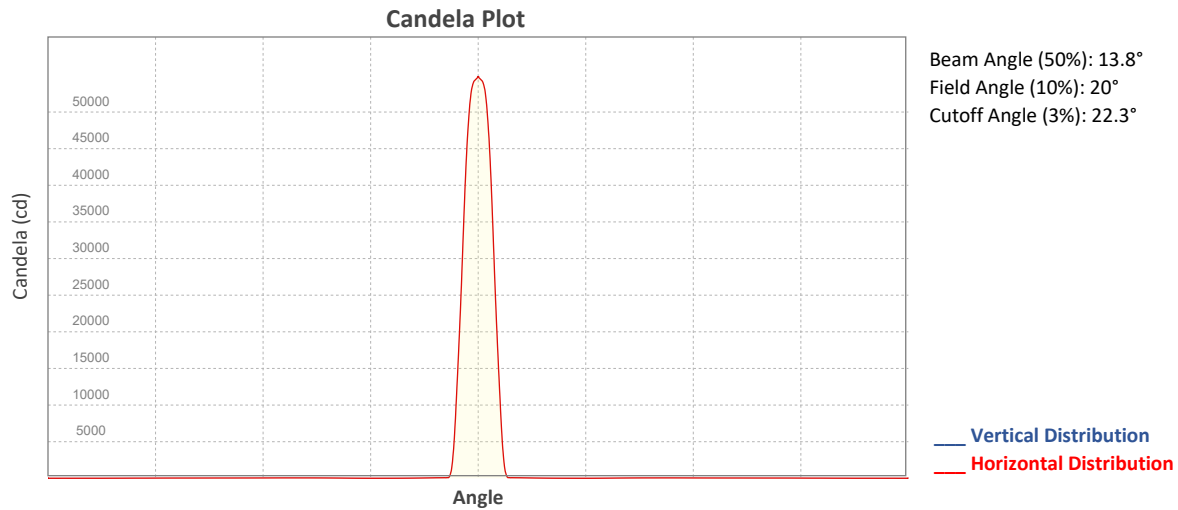


### Beam Intensities from 1-20m (3.3-65.6ft)

Distance	1m	2m	3m	4m	5m	6m	7m	8m	9m	10m
Lux	54766	13692	6085	3423	2191	1521	1118	856	676	548
Distance	11m	12m	13m	14m	15m	16m	17m	18m	19m	20m
Lux	453	380	324	279	243	214	190	169	152	137
Distance	3.3ft	6.6ft	9.8ft	13.1ft	16.4ft	19.7ft	23ft	26.2ft	29.5ft	32.8ft
FC	5088	1272	565	318	204	141	104	79	63	51
Distance	36.1ft	39.4ft	42.7ft	45.9ft	49.2ft	52.5ft	55.8ft	59.1ft	62.3ft	65.6ft
FC	42	35	30	26	23	20	18	16	14	13

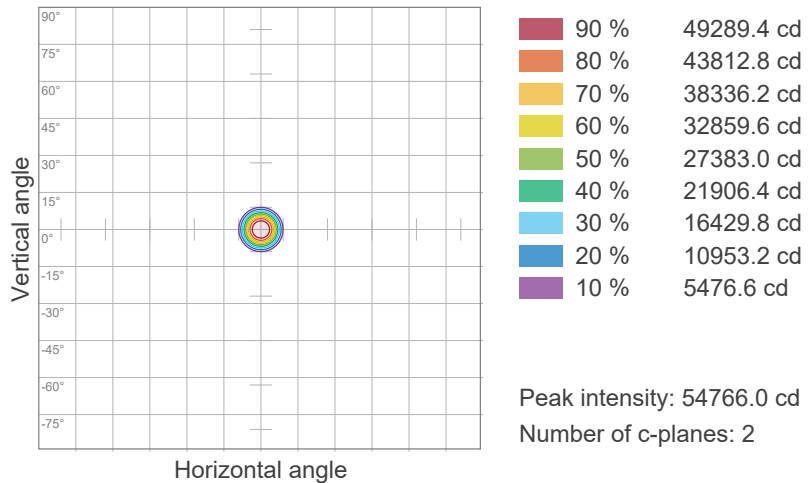
# Photometric & Chromaticity Report

COLORado PXL Curve 12: 50% Zoom - White Only

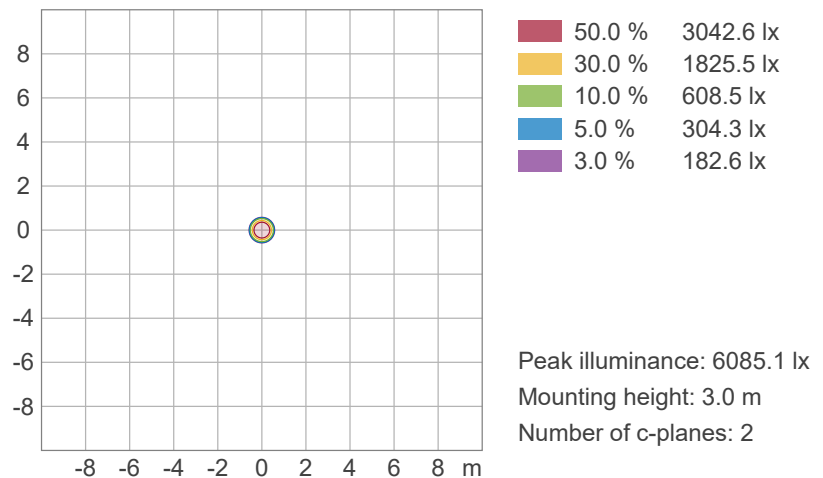


## ISO Diagrams

### ISO Candela Diagram



### ISO Lux Diagram

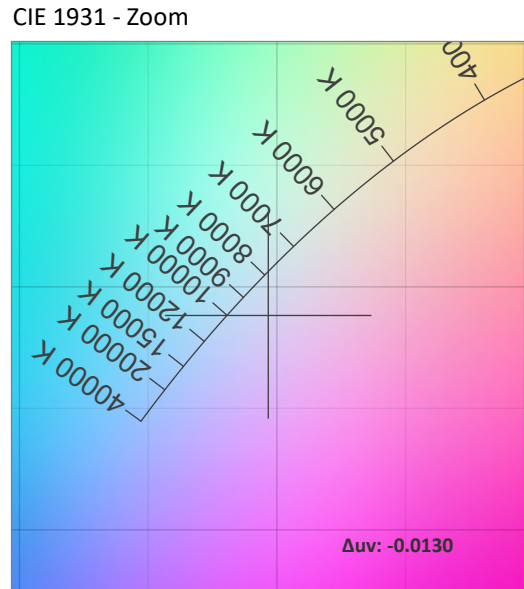
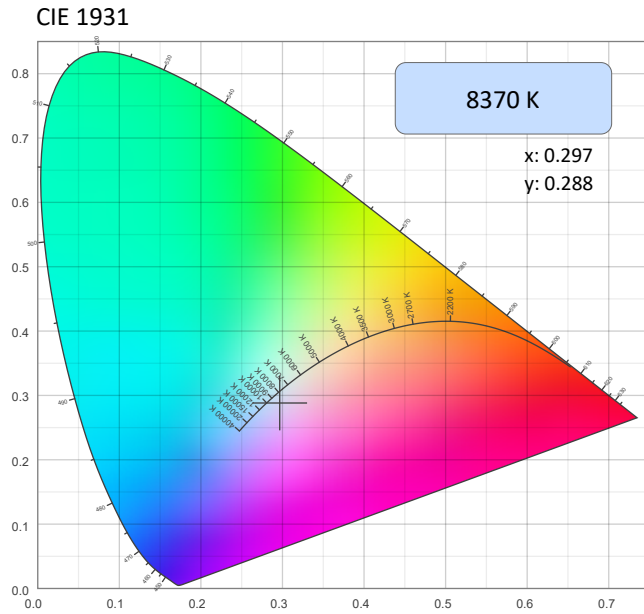




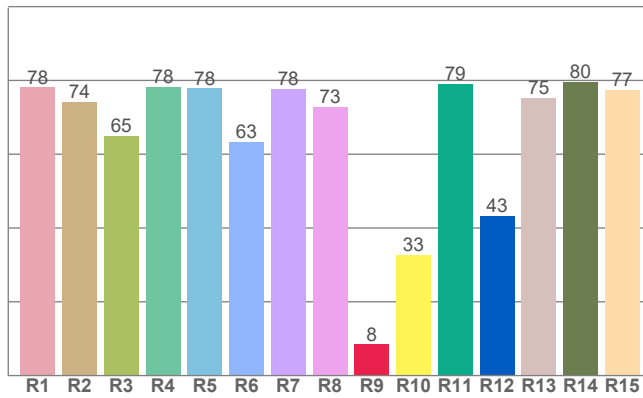
# Photometric & Chromaticity Report

COLORado PXL Curve 12: 50% Zoom - White Only

## Chromaticity



CRI: 73.4 (R1-R8)

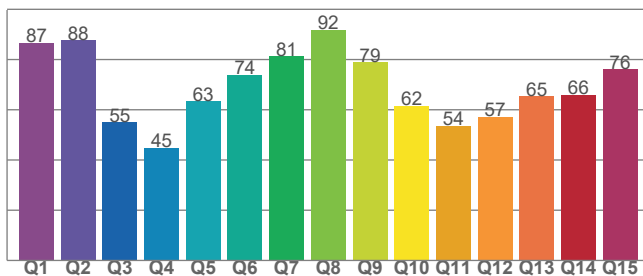


Color Parameters

Color Temperature	Color Coordinate CIE 1931	Color Coordinate CIE 1931
CCT	x	y
8370 K	0.297	0.288

Color Deviation from Black Body Curve	Color Coordinate CIE 1964	Color Coordinate CIE 1964
Δuv	y	u
-0.0130	0.288	0.202

CQS: 66.7



Color Rendering Index	Red Component	Color Quality Scale
CRI	CRI - R9	CQS
73.4	8.4	66.7

Television Lighting Consistency Index	Color Fidelity	Color Gamut
TLCI	TM30 - Rf	TM30 Rg
45	68.2	97.1

# Photometric & Chromaticity Report

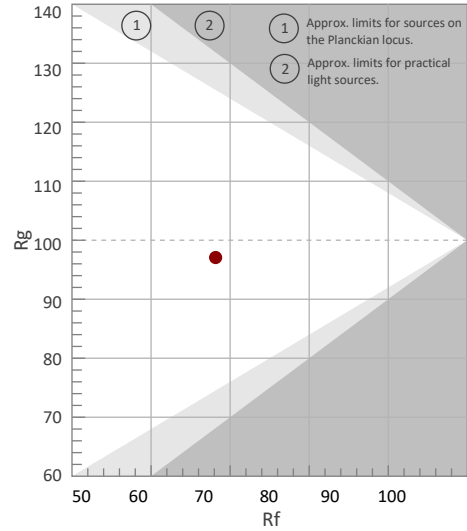
COLORado PXL Curve 12: 50% Zoom - White Only

## TM-30 Details

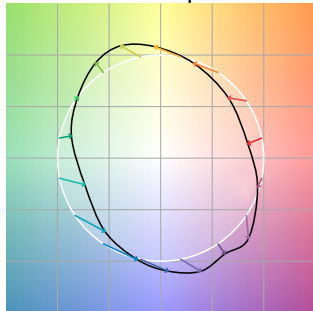
**Rf 68.2**  
Fidelity Index (Rg)

**Rg 97.1**  
Gammut Index (Rg)

Hue Bin	R <sub>f</sub>	Graphic shifts (%)	
		Chroma	Hue
1	73	-14%	-3%
2	69	-13%	12%
3	61	-6%	24%
4	56	5%	27%
5	65	14%	17%
6	81	12%	1%
7	92	0%	-5%
8	79	-11%	-4%
9	74	-23%	11%
10	54	-16%	29%
11	28	-6%	36%
12	61	6%	28%
13	72	15%	17%
14	79	12%	0%
15	75	14%	-18%
16	83	-2%	-9%



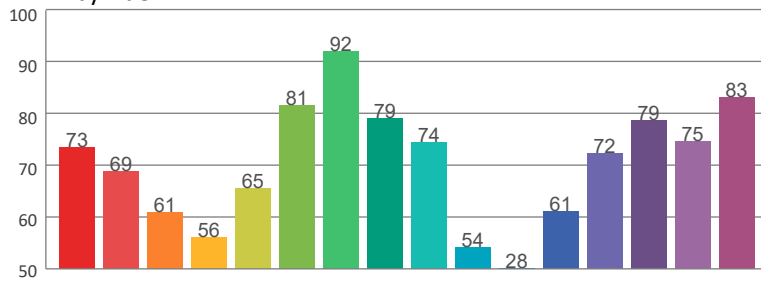
Color Vector Graphic



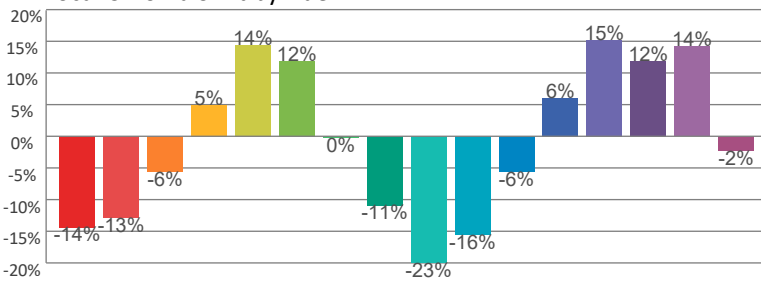
Color Distortion Graphic



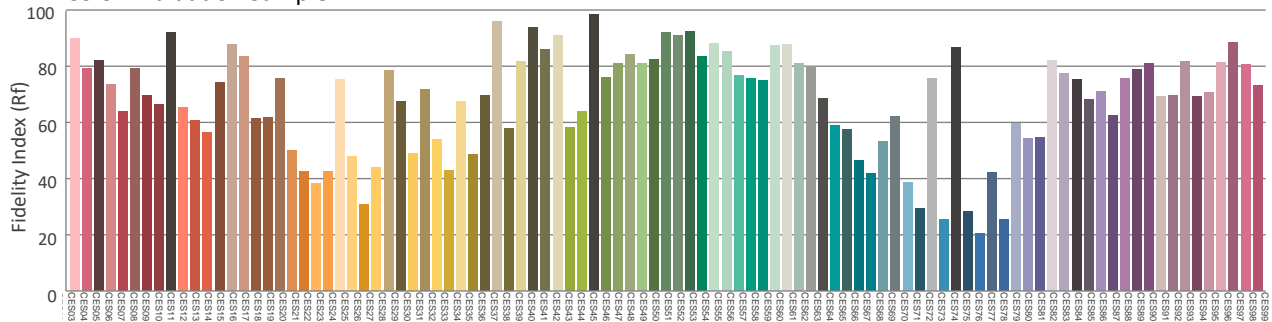
Rf by Hue



Local Chroma Shift by Hue



Color Evaluation Sample



# Photometric & Chromaticity Report

COLORado PXL Curve 12: 50% Zoom - White Only - Calibration On

## Report Summary

### Measurements

Fixture Output: 3327 lm  
Fixture Peak: 55484 cd  
Fixture Efficacy: n/a lm/W  
Intensity @ 5m: 2219 lux  
Color Temperature: 8282 K  
CRI: 72.9      CRI R9 Value: 7.2  
CQS: 66.5  
TLCI: 44  
TM-30 Rf: 67.7  
TM-30 Rg: 97.2  
Beam Angle (50%): 13.9°  
Field Angle (10%): 20.1°  
Cutoff Angle (3%): 22.5°

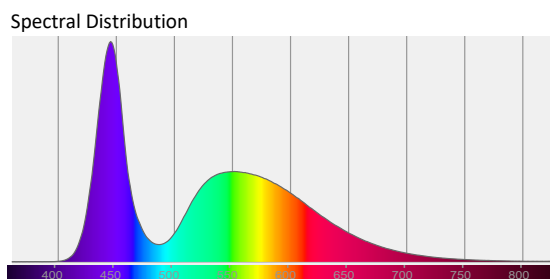
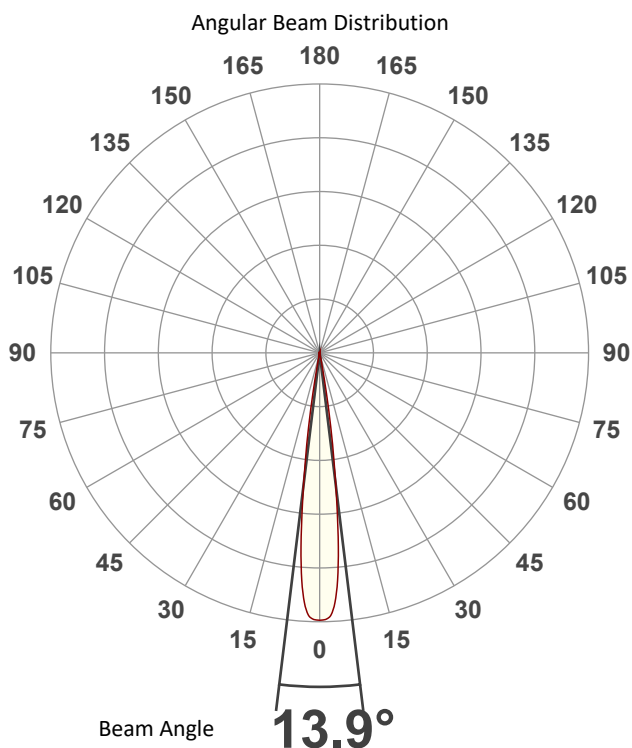


### Conditions

AC Supply: 120 V, 60 Hz  
Power: n/a W  
Current: 0.000 A  
Power Factor: n/a

This data sheet conforms to American National Standard E1.9 – 2007 (R2017). All data was measured and calculated by a Viso Systems LabSpion Goniometer at the Chauvet PD Optics Laboratory in Sunrise, FL on 4/25/2023 to LM-63-2002 Standards.


## Overall Measurement



Tested Color (CIE 1931):

X: 0.297

Y: 0.289



Light Quality

CRI: 72.9

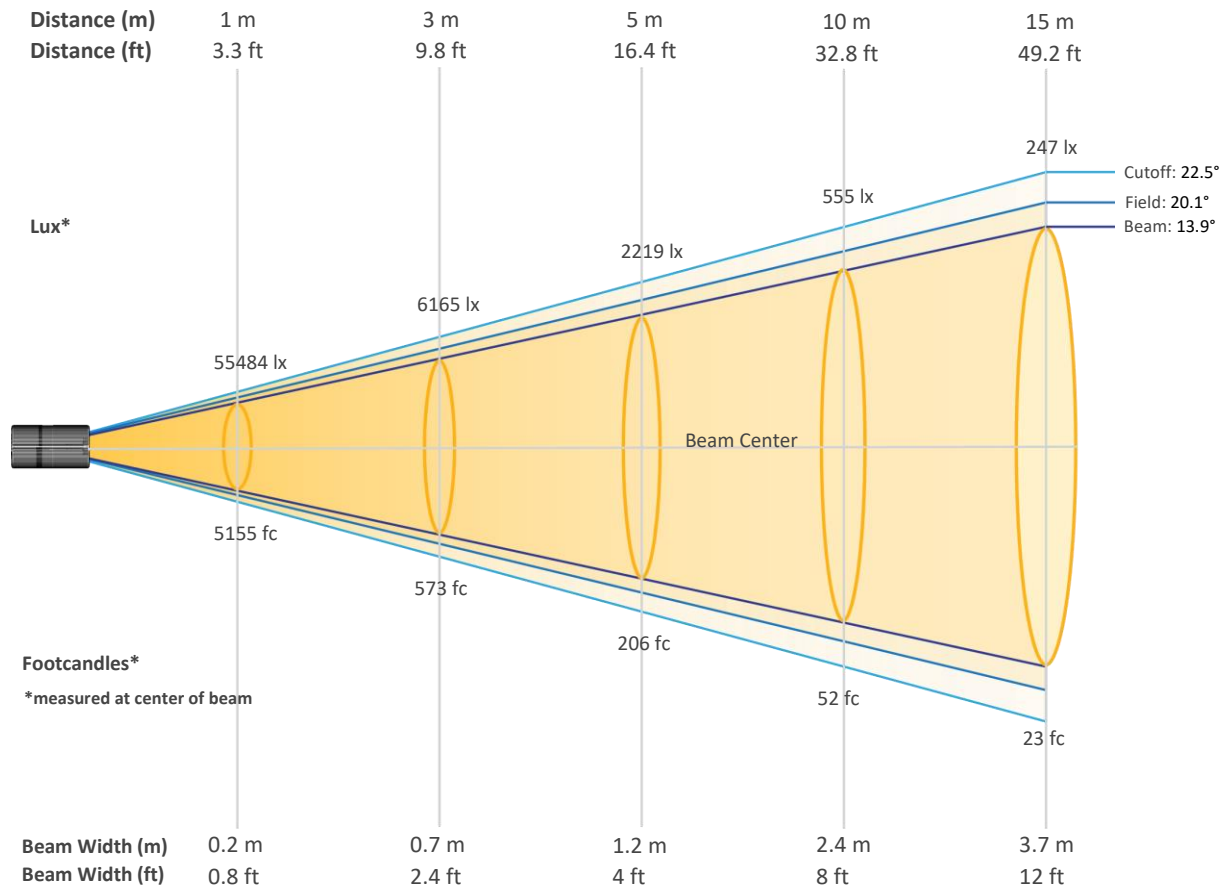
Color Temperature

8282 K

# Photometric & Chromaticity Report

COLORado PXL Curve 12: 50% Zoom - White Only - Calibration On

## Beam Details

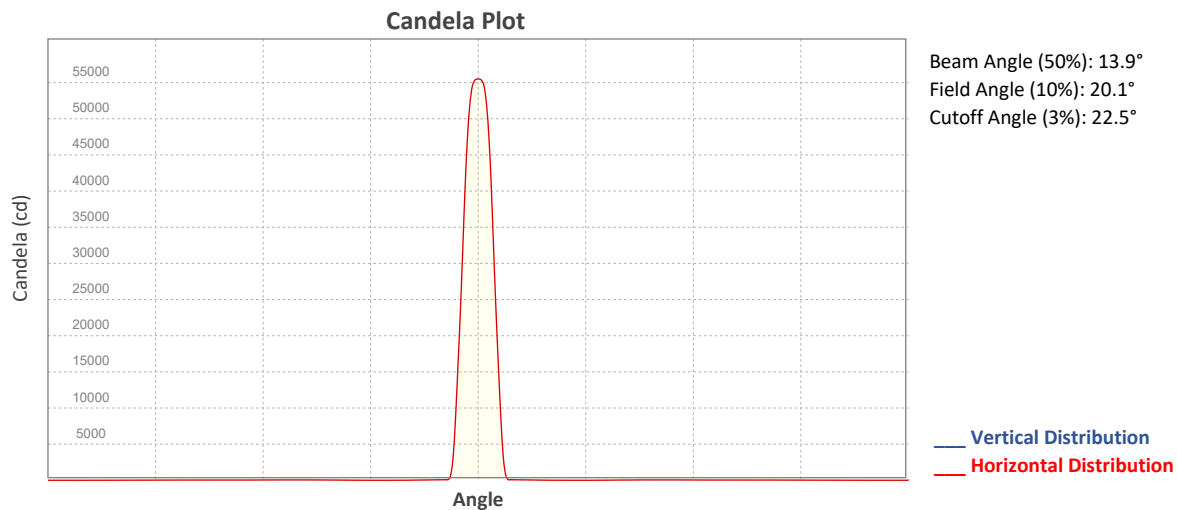


### Beam Intensities from 1-20m (3.3-65.6ft)

Distance	1m	2m	3m	4m	5m	6m	7m	8m	9m	10m
Lux	55484	13871	6165	3468	2219	1541	1132	867	685	555
Distance	11m	12m	13m	14m	15m	16m	17m	18m	19m	20m
Lux	459	385	328	283	247	217	192	171	154	139
Distance	3.3ft	6.6ft	9.8ft	13.1ft	16.4ft	19.7ft	23ft	26.2ft	29.5ft	32.8ft
FC	5155	1289	573	322	206	143	105	81	64	52
Distance	36.1ft	39.4ft	42.7ft	45.9ft	49.2ft	52.5ft	55.8ft	59.1ft	62.3ft	65.6ft
FC	43	36	31	26	23	20	18	16	14	13

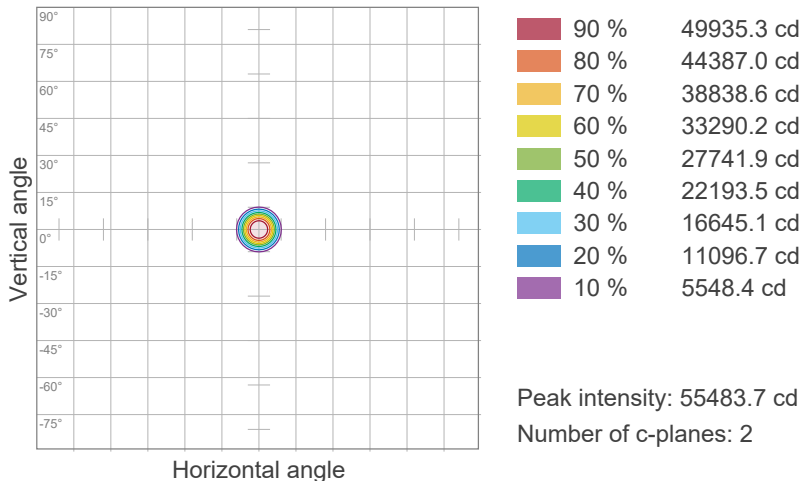
# Photometric & Chromaticity Report

COLORado PXL Curve 12: 50% Zoom - White Only - Calibration On

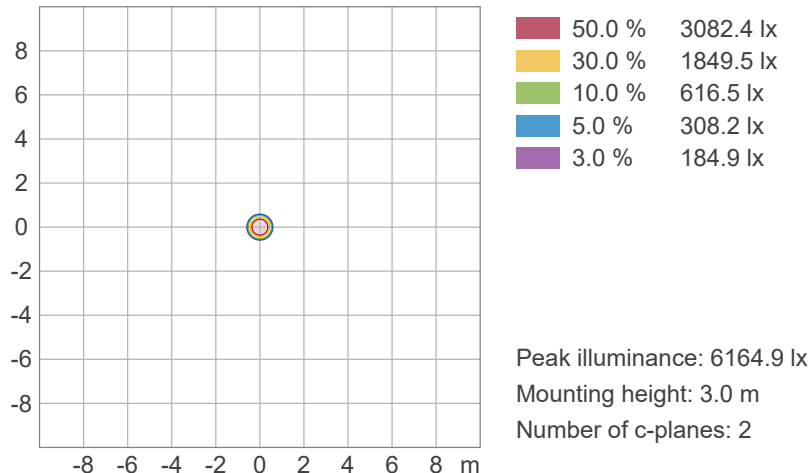


## ISO Diagrams

### ISO Candela Diagram



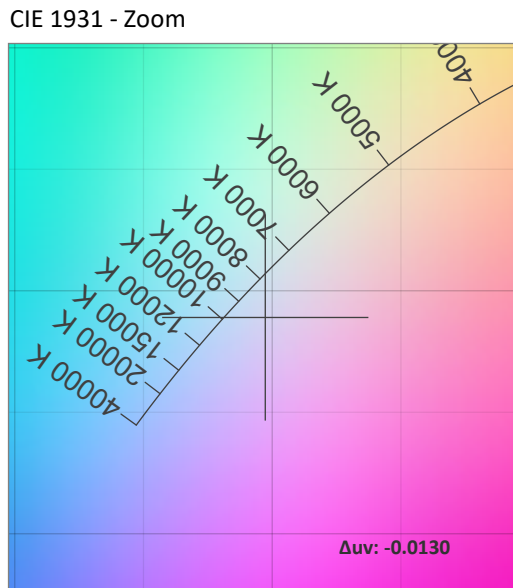
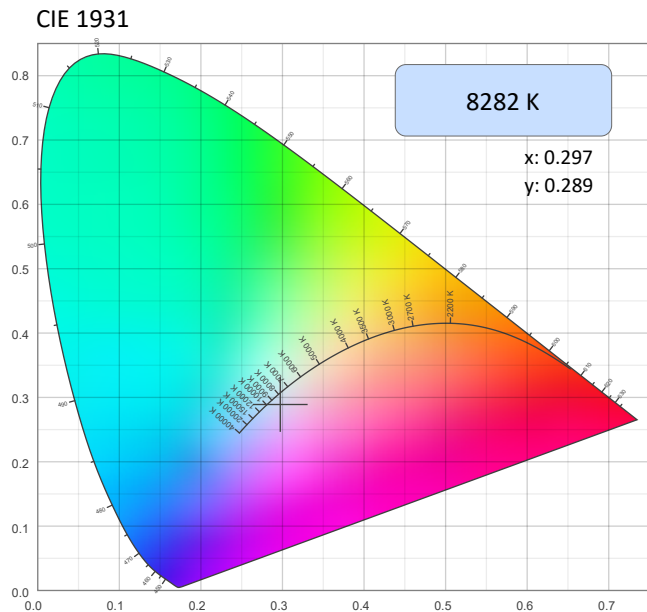
### ISO Lux Diagram



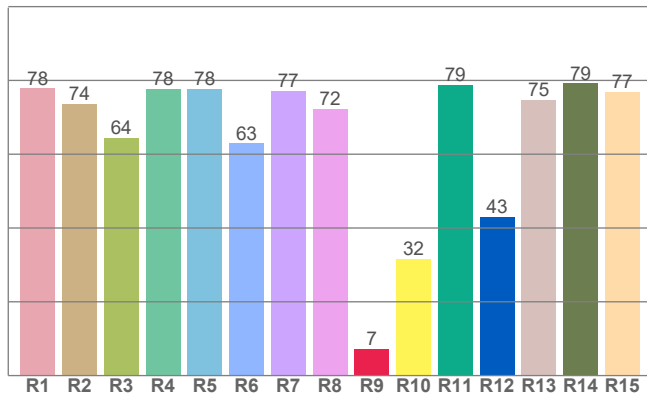
# Photometric & Chromaticity Report

COLORado PXL Curve 12: 50% Zoom - White Only - Calibration On

## Chromaticity



CRI: 72.9 (R1-R8)

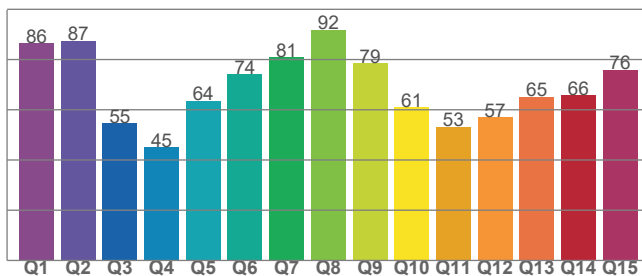


Color Parameters

Color Temperature	Color Coordinate CIE 1931	Color Coordinate CIE 1931
CCT	x	y
8282 K	0.297	0.289

Color Deviation from Black Body Curve	Color Coordinate CIE 1964	Color Coordinate CIE 1964
Δuv	y	u
-0.0130	0.289	0.202

CQS: 66.5



Color Rendering Index	Red Component	Color Quality Scale
CRI	CRI - R9	CQS
72.9	7.2	66.5

Television Lighting Consistency Index	Color Fidelity	Color Gamut
TLCI	TM30 - Rf	TM30 Rg
44	67.7	97.2

# Photometric & Chromaticity Report

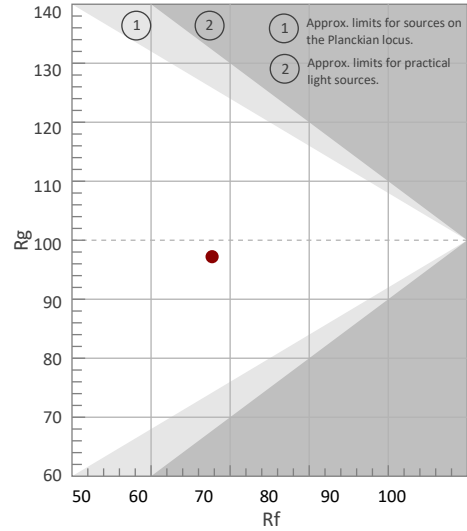
COLORado PXL Curve 12: 50% Zoom - White Only - Calibration On

## TM-30 Details

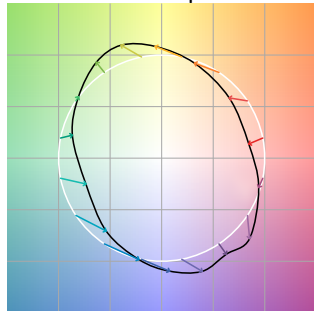
**Rf 67.7**  
Fidelity Index (Rg)

**Rg 97.2**  
Gammut Index (Rg)

Hue Bin	R <sub>f</sub>	Graphic shifts (%)	
		Chroma	Hue
1	73	-14%	-3%
2	69	-13%	12%
3	60	-6%	25%
4	55	5%	27%
5	65	15%	17%
6	81	12%	1%
7	92	0%	-5%
8	79	-11%	-5%
9	74	-23%	10%
10	54	-16%	29%
11	27	-6%	36%
12	60	6%	29%
13	72	15%	17%
14	78	12%	0%
15	74	14%	-17%
16	83	-2%	-9%



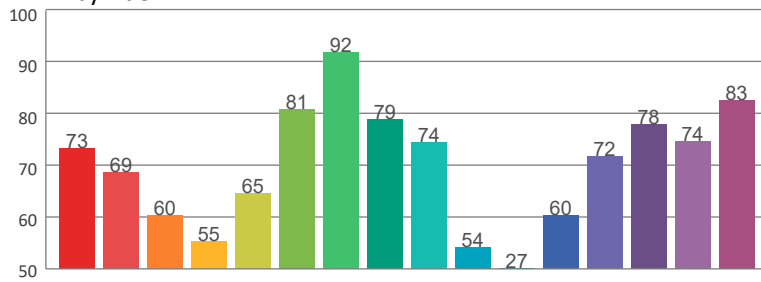
Color Vector Graphic



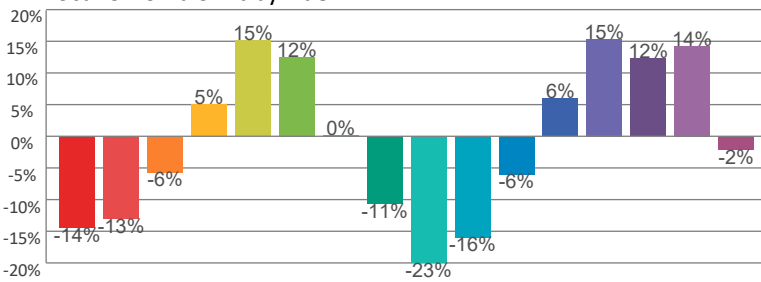
Color Distortion Graphic



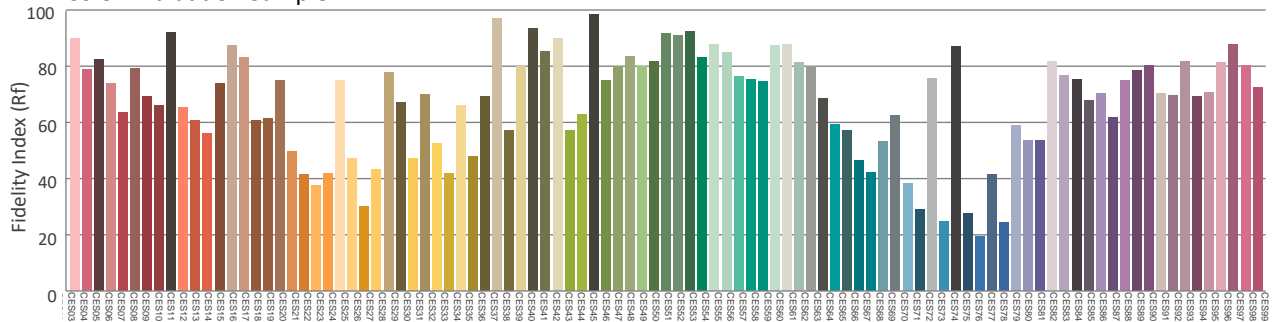
Rf by Hue



Local Chroma Shift by Hue



Color Evaluation Sample



# Photometric & Chromaticity Report

COLORado PXL Curve 12: 50% Zoom - 2700K

## Report Summary

### Measurements

Fixture Output: 2469 lm  
Fixture Peak: 40532 cd  
Fixture Efficacy: n/a lm/W  
Intensity @ 5m: 1621 lux  
Color Temperature: 2679 K  
CRI: 13.1    CRI R9 Value: -187.2  
CQS: 44.3  
TLCI: 11  
TM-30 Rf: 46.9  
TM-30 Rg: 114.8  
Beam Angle (50%): 13.7°  
Field Angle (10%): 20°  
Cutoff Angle (3%): 22.6°

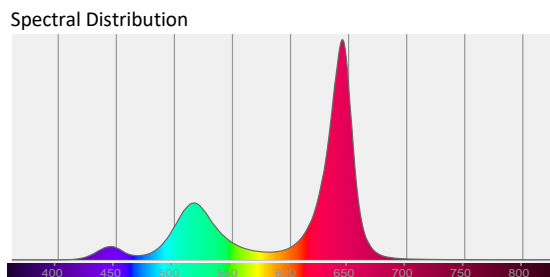
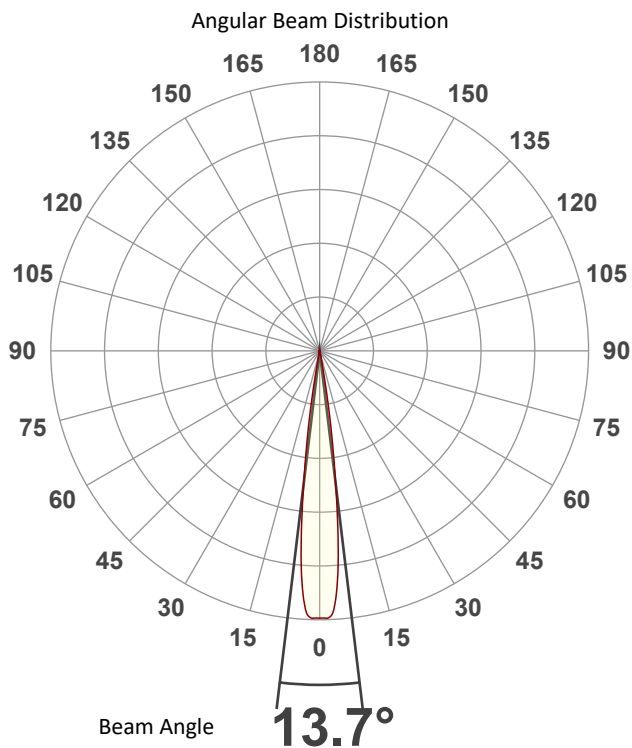


### Conditions

AC Supply: 119 V, 60 Hz  
Power: n/a W  
Current: 0.000 A  
Power Factor: n/a

This data sheet conforms to American National Standard E1.9 – 2007 (R2017). All data was measured and calculated by a Viso Systems LabSpion Goniometer at the Chauvet PD Optics Laboratory in Sunrise, FL on 4/25/2023 to LM-63-2002 Standards.

## Overall Measurement



Tested Color (CIE 1931):

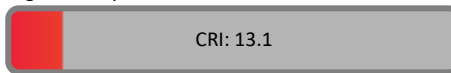
X: 0.459

Y: 0.405



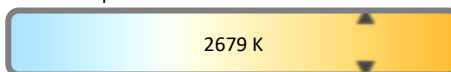
Light Quality

CRI: 13.1



Color Temperature

2679 K

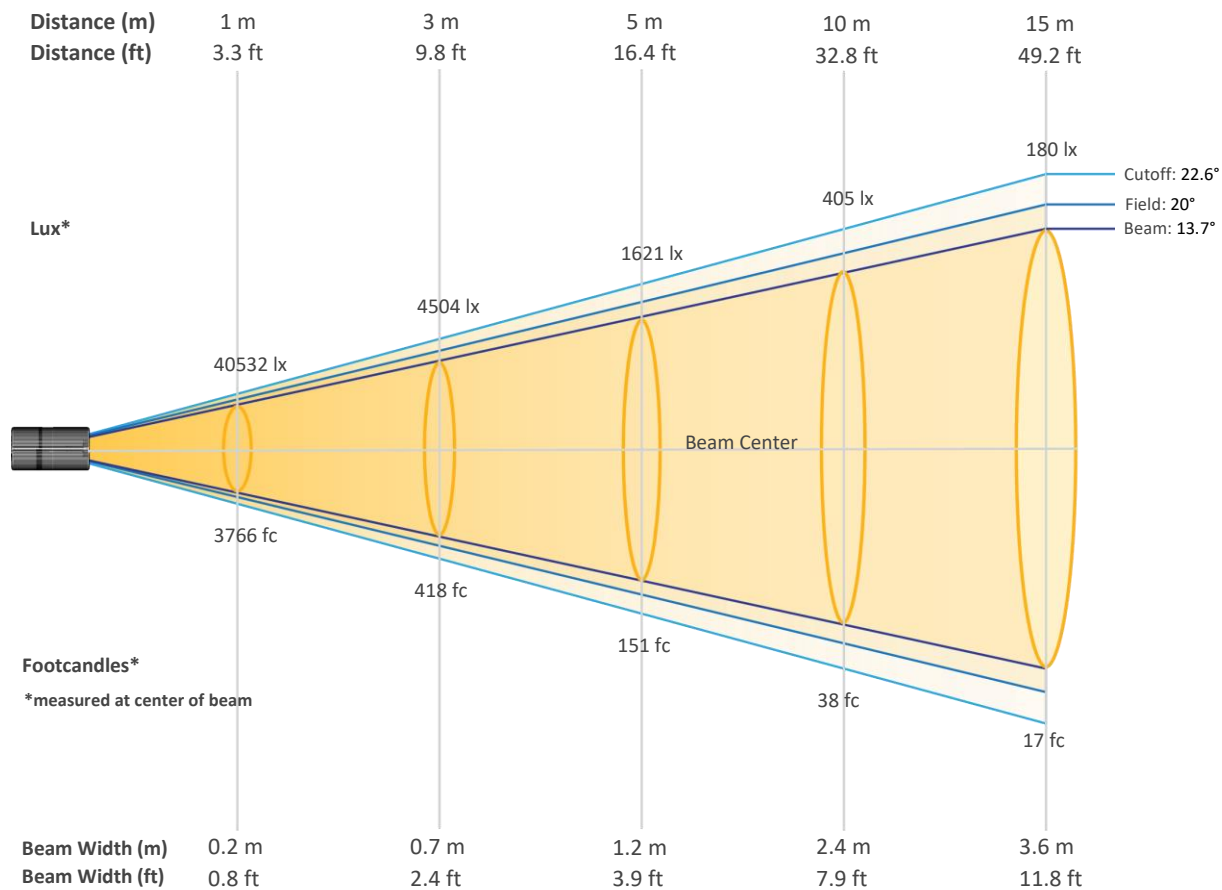




# Photometric & Chromaticity Report

COLORado PXL Curve 12: 50% Zoom - 2700K

## Beam Details

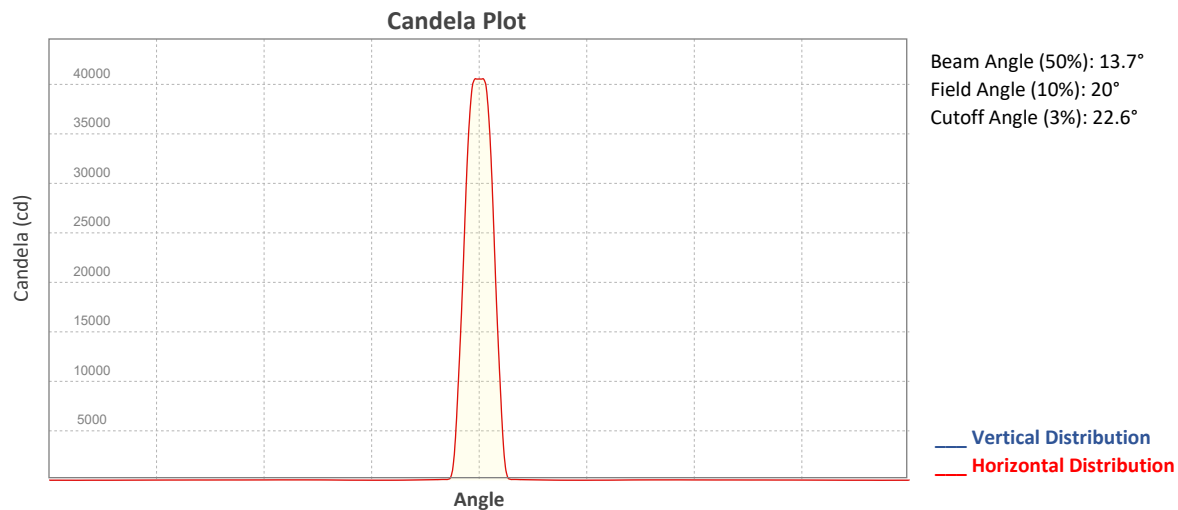


### Beam Intensities from 1-20m (3.3-65.6ft)

Distance	1m	2m	3m	4m	5m	6m	7m	8m	9m	10m
Lux	40532	10133	4504	2533	1621	1126	827	633	500	405
Distance	11m	12m	13m	14m	15m	16m	17m	18m	19m	20m
Lux	335	281	240	207	180	158	140	125	112	101
Distance	3.3ft	6.6ft	9.8ft	13.1ft	16.4ft	19.7ft	23ft	26.2ft	29.5ft	32.8ft
FC	3766	941	418	235	151	105	77	59	46	38
Distance	36.1ft	39.4ft	42.7ft	45.9ft	49.2ft	52.5ft	55.8ft	59.1ft	62.3ft	65.6ft
FC	31	26	22	19	17	15	13	12	10	9

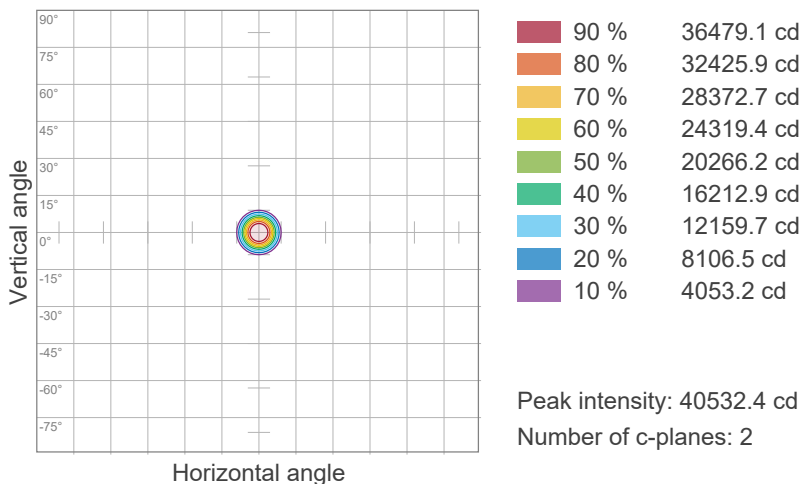
# Photometric & Chromaticity Report

COLORado PXL Curve 12: 50% Zoom - 2700K

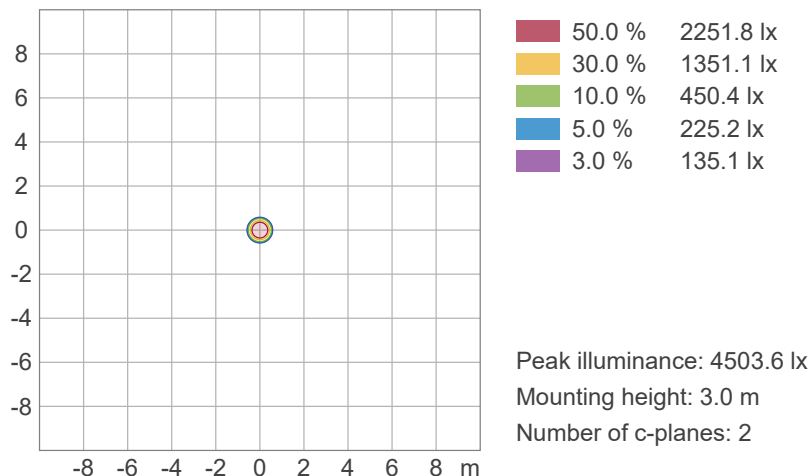


## ISO Diagrams

### ISO Candela Diagram



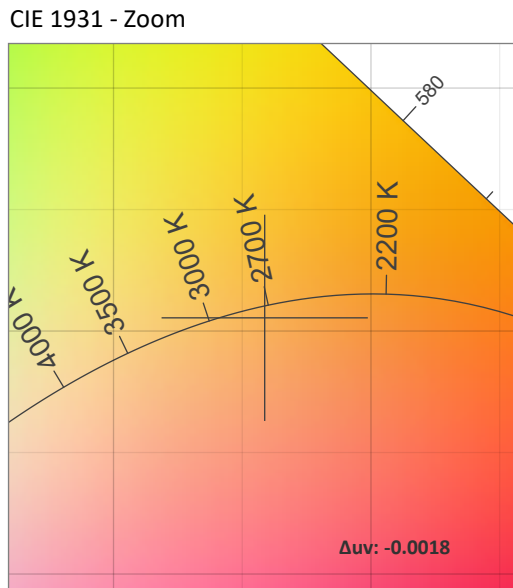
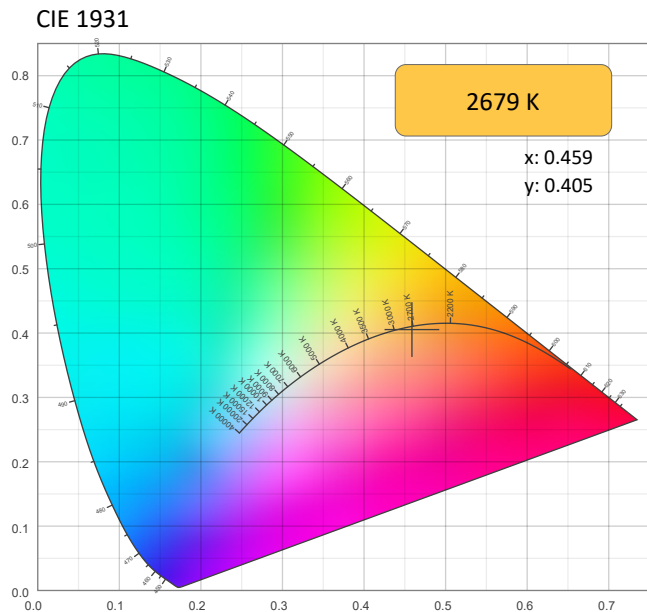
### ISO Lux Diagram



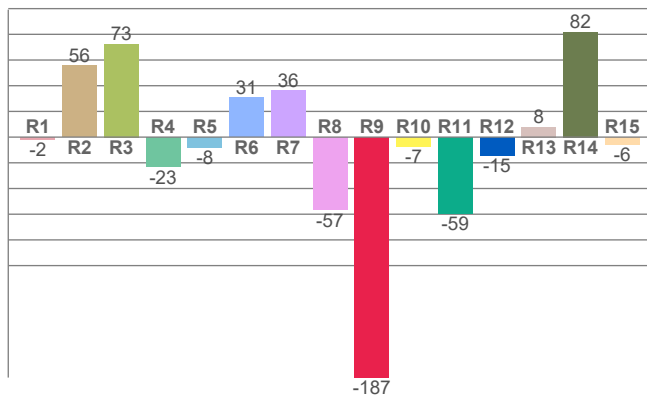
# Photometric & Chromaticity Report

COLORado PXL Curve 12: 50% Zoom - 2700K

## Chromaticity



CRI: 13.1 (R1-R8)

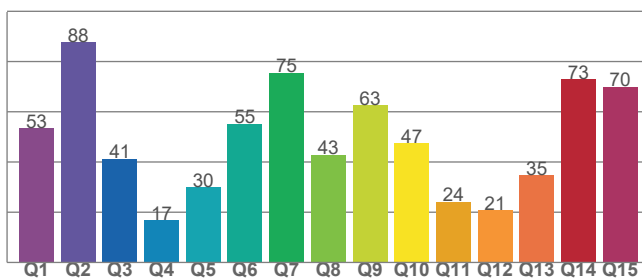


Color Parameters

Color Temperature	Color Coordinate CIE 1931	Color Coordinate CIE 1931
CCT	x	y
2679 K	0.459	0.405

Color Deviation from Black Body Curve	Color Coordinate CIE 1964	Color Coordinate CIE 1964
Δuv	y	u
-0.0018	0.405	0.264

CQS: 44.3



Color Rendering Index	Red Component	Color Quality Scale
CRI	CRI - R9	CQS
13.1	-187.2	44.3

Television Lighting Consistency Index	Color Fidelity	Color Gamut
TLCI	TM30 - Rf	TM30 Rg
11	46.9	114.8

# Photometric & Chromaticity Report

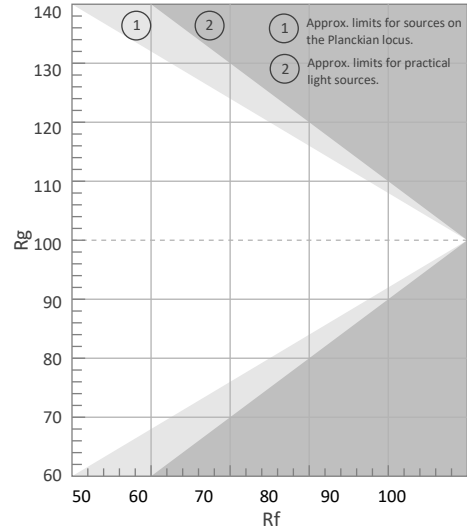
COLORado PXL Curve 12: 50% Zoom - 2700K

## TM-30 Details

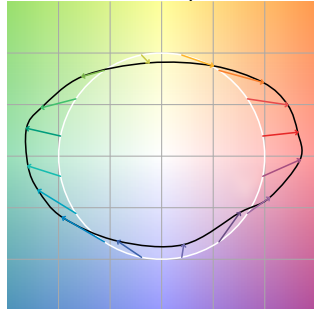
**Rf 46.9**  
Fidelity Index (Rg)

**Rg 114.8**  
Gammut Index (Rg)

Hue Bin	R <sub>f</sub>	Graphic shifts (%)	
		Chroma	Hue
1	35	34%	-3%
2	30	29%	-27%
3	18	14%	-42%
4	54	-4%	-32%
5	75	-9%	-6%
6	69	7%	21%
7	46	23%	26%
8	45	34%	-1%
9	44	29%	-16%
10	36	18%	-39%
11	37	3%	-47%
12	53	-11%	-26%
13	78	-12%	4%
14	53	-12%	33%
15	57	9%	25%
16	46	32%	23%



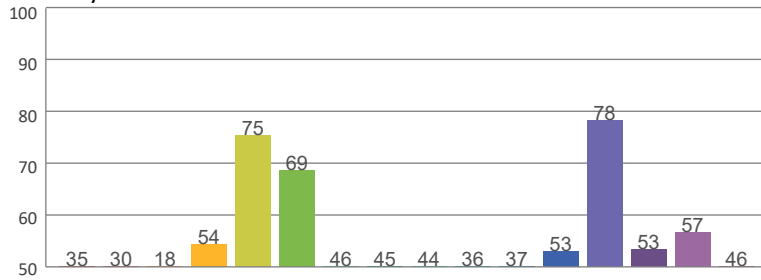
Color Vector Graphic



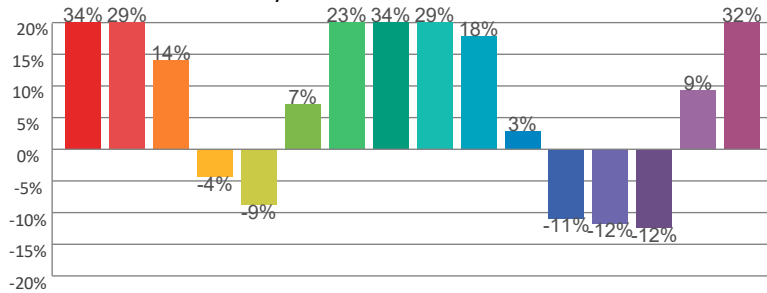
Color Distortion Graphic



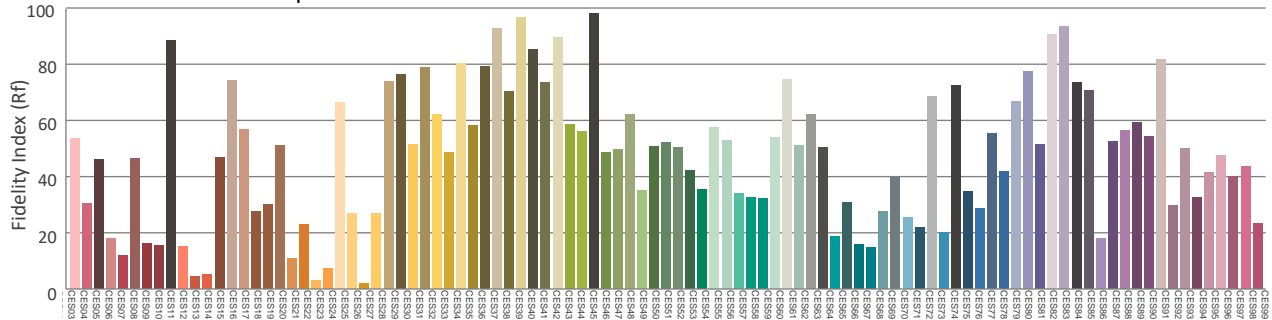
R<sub>f</sub> by Hue



Local Chroma Shift by Hue



Color Evaluation Sample



# Photometric & Chromaticity Report

COLORado PXL Curve 12: 50% Zoom - 3200K

## Report Summary

### Measurements

Fixture Output: 3008 lm  
Fixture Peak: 46275 cd  
Fixture Efficacy: n/a lm/W  
Intensity @ 5m: 1851 lux  
Color Temperature: 3251 K  
CRI: 27.5      CRI R9 Value: -179.8  
CQS: 53.8  
TLCI: 17  
TM-30 Rf: 56.0  
TM-30 Rg: 118.0  
Beam Angle (50%): 14.3°  
Field Angle (10%): 20.6°  
Cutoff Angle (3%): 23.6°

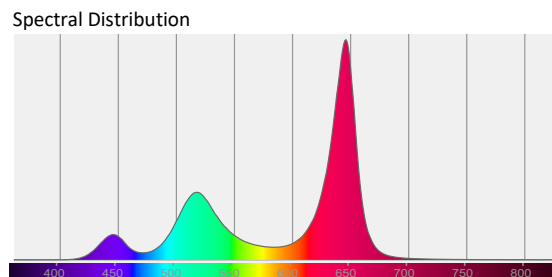
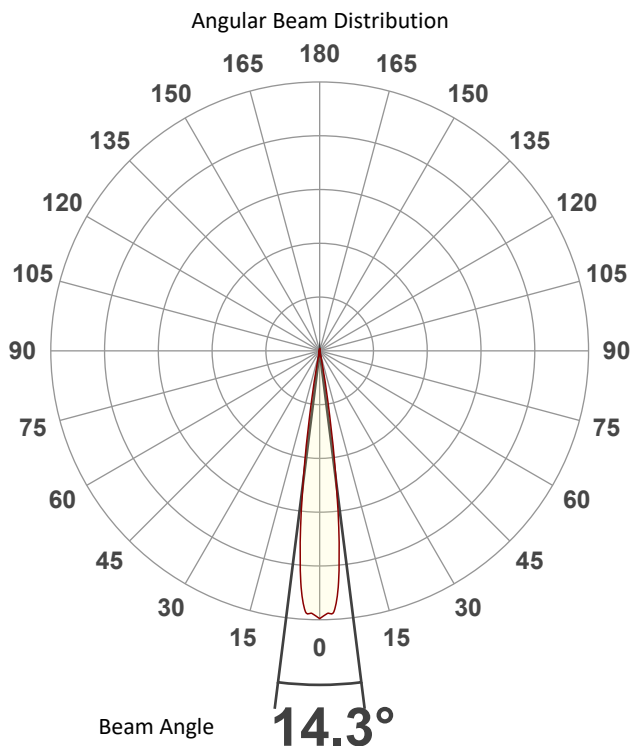


### Conditions

AC Supply: 120 V, 60 Hz  
Power: n/a W  
Current: 0.000 A  
Power Factor: n/a

This data sheet conforms to American National Standard E1.9 – 2007 (R2017). All data was measured and calculated by a Viso Systems LabSpion Goniometer at the Chauvet PD Optics Laboratory in Sunrise, FL on 4/25/2023 to LM-63-2002 Standards.

## Overall Measurement



Tested Color (CIE 1931):

X: 0.420

Y: 0.398



Light Quality

CRI: 27.5

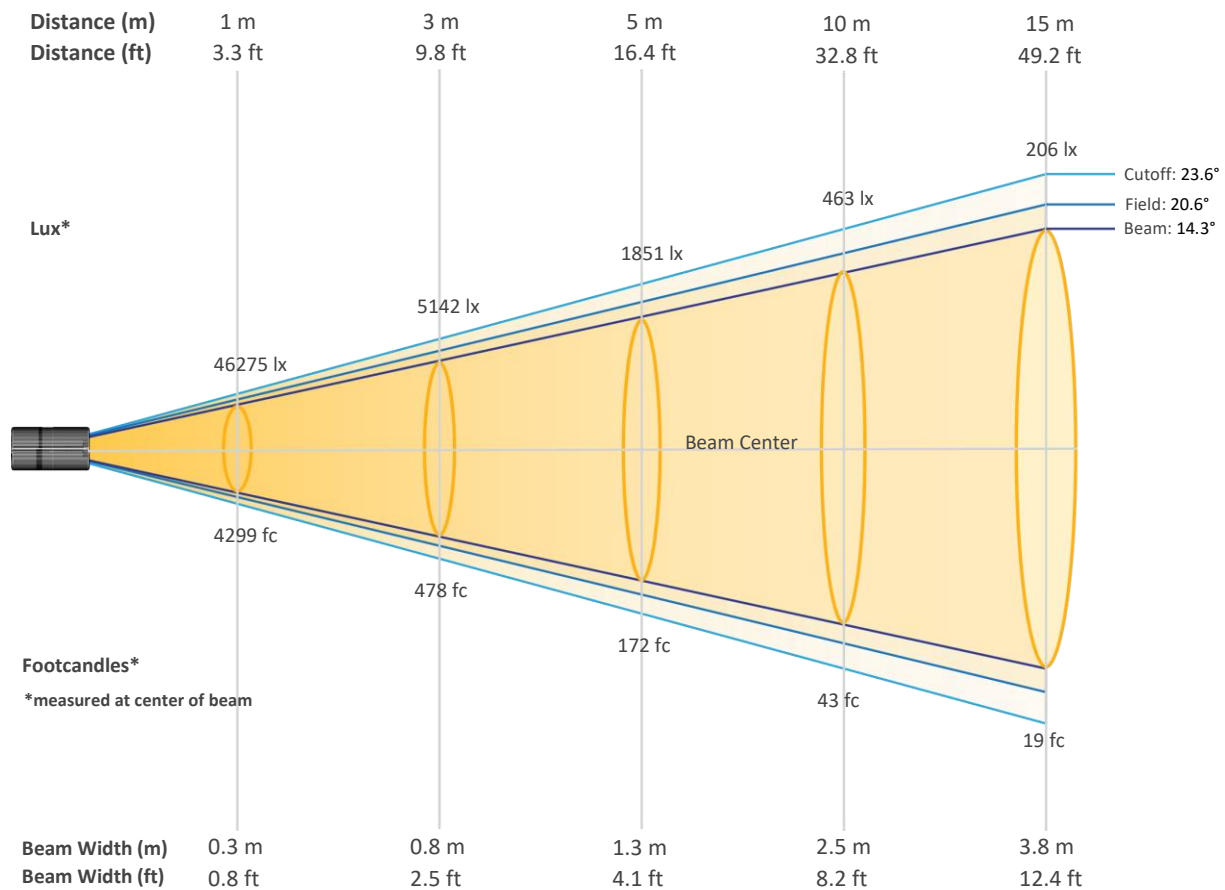
Color Temperature

3251 K

# Photometric & Chromaticity Report

COLORado PXL Curve 12: 50% Zoom - 3200K

## Beam Details

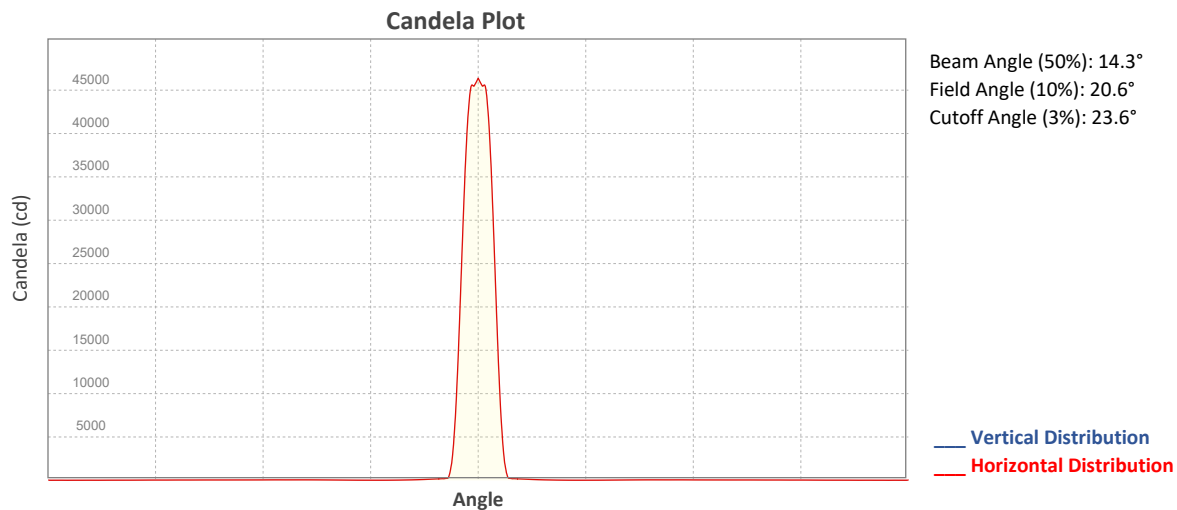


### Beam Intensities from 1-20m (3.3-65.6ft)

Distance	1m	2m	3m	4m	5m	6m	7m	8m	9m	10m
Lux	46275	11569	5142	2892	1851	1285	944	723	571	463
Distance	11m	12m	13m	14m	15m	16m	17m	18m	19m	20m
Lux	382	321	274	236	206	181	160	143	128	116
Distance	3.3ft	6.6ft	9.8ft	13.1ft	16.4ft	19.7ft	23ft	26.2ft	29.5ft	32.8ft
FC	4299	1075	478	269	172	119	88	67	53	43
Distance	36.1ft	39.4ft	42.7ft	45.9ft	49.2ft	52.5ft	55.8ft	59.1ft	62.3ft	65.6ft
FC	36	30	25	22	19	17	15	13	12	11

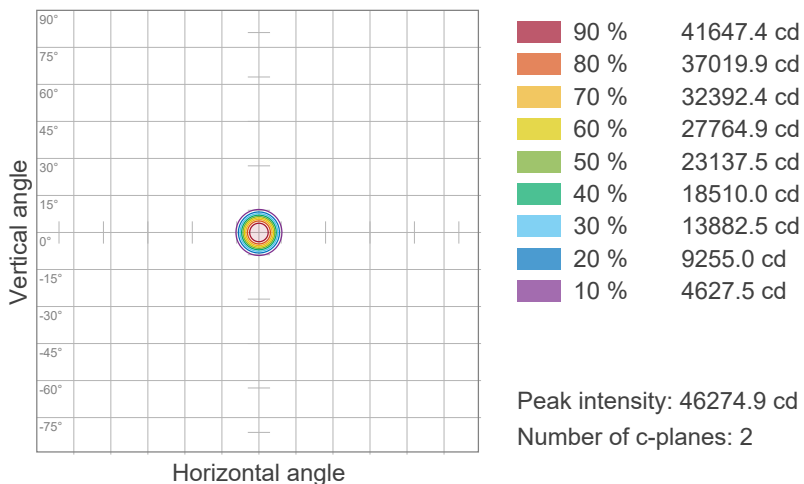
# Photometric & Chromaticity Report

COLORado PXL Curve 12: 50% Zoom - 3200K

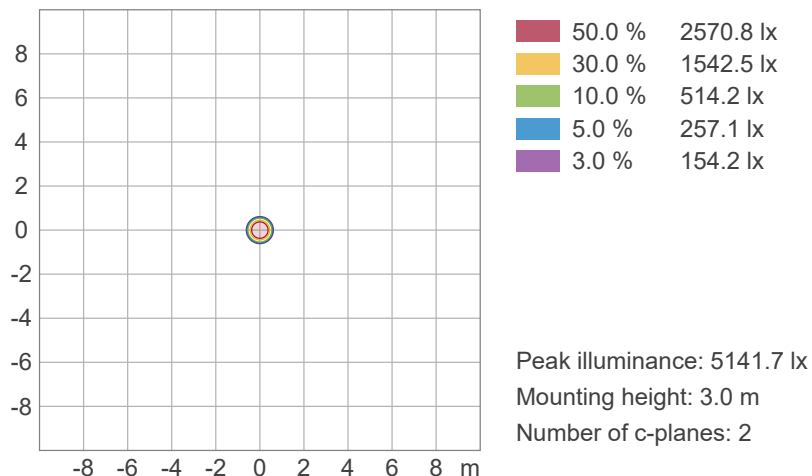


## ISO Diagrams

### ISO Candela Diagram



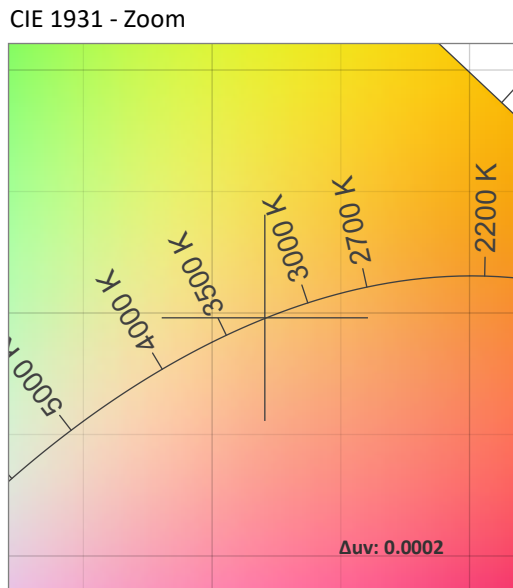
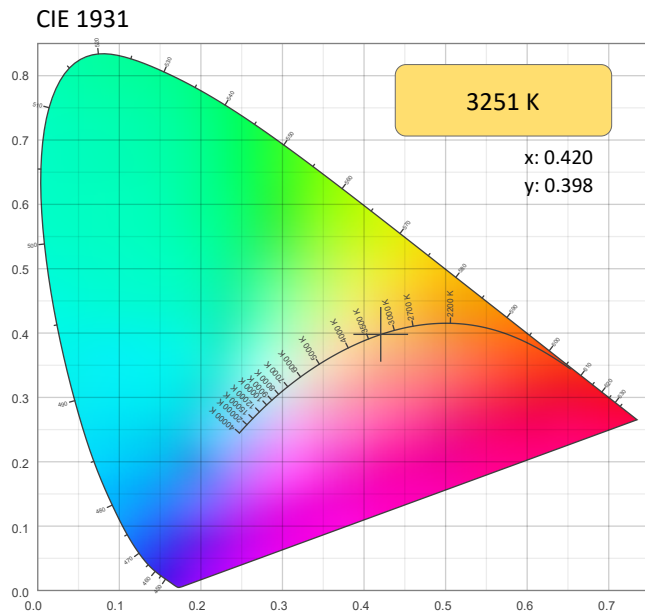
### ISO Lux Diagram



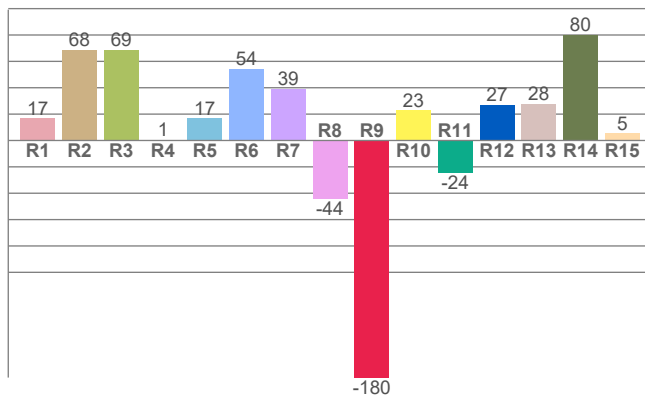
# Photometric & Chromaticity Report

COLORado PXL Curve 12: 50% Zoom - 3200K

## Chromaticity



CRI: 27.5 (R1-R8)

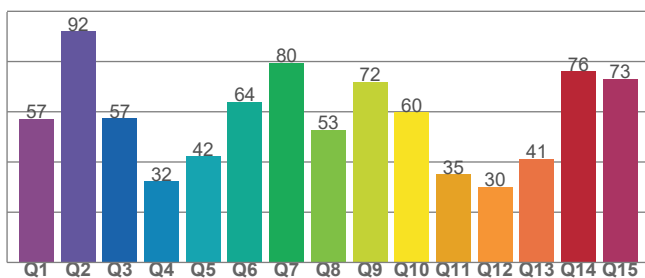


Color Parameters

Color Temperature	Color Coordinate CIE 1931	Color Coordinate CIE 1931
CCT	x	y
3251 K	0.420	0.398

Color Deviation from Black Body Curve	Color Coordinate CIE 1964	Color Coordinate CIE 1964
Δuv	y	u
0.0002	0.398	0.243

CQS: 53.8



Color Rendering Index	Red Component	Color Quality Scale
CRI	CRI - R9	CQS
27.5	-179.8	53.8

Television Lighting Consistency Index	Color Fidelity	Color Gamut
TLCI	TM30 - Rf	TM30 Rg
17	56.0	118.0



# Photometric & Chromaticity Report

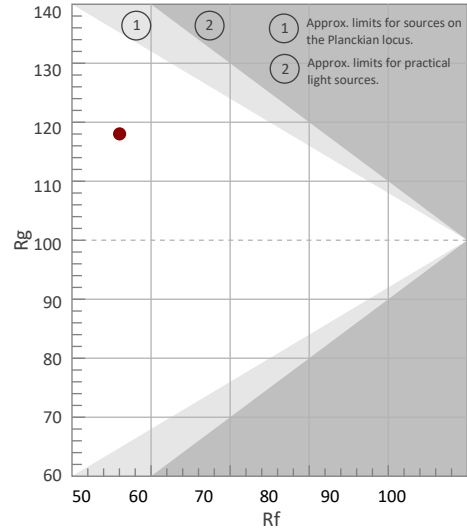
COLORado PXL Curve 12: 50% Zoom - 3200K

## TM-30 Details

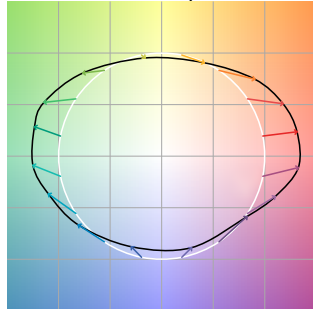
**Rf 56.0**  
Fidelity Index (Rg)

**Rg 118.0**  
Gammut Index (Rg)

Hue Bin	R <sub>f</sub>	Graphic shifts (%)	
		Chroma	Hue
1	39	33%	-2%
2	39	26%	-23%
3	32	12%	-34%
4	63	-3%	-23%
5	83	-3%	-3%
6	68	9%	19%
7	51	24%	20%
8	55	27%	-4%
9	58	24%	-16%
10	44	12%	-31%
11	55	0%	-30%
12	74	-8%	-12%
13	80	-7%	11%
14	54	-5%	36%
15	51	13%	29%
16	51	32%	15%



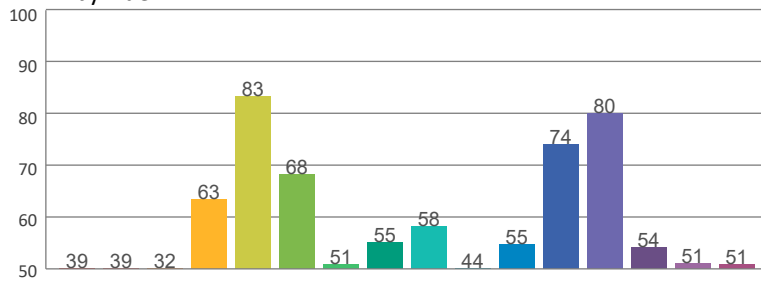
Color Vector Graphic



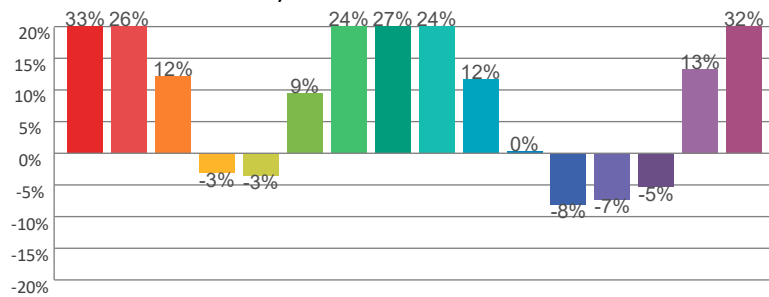
Color Distortion Graphic



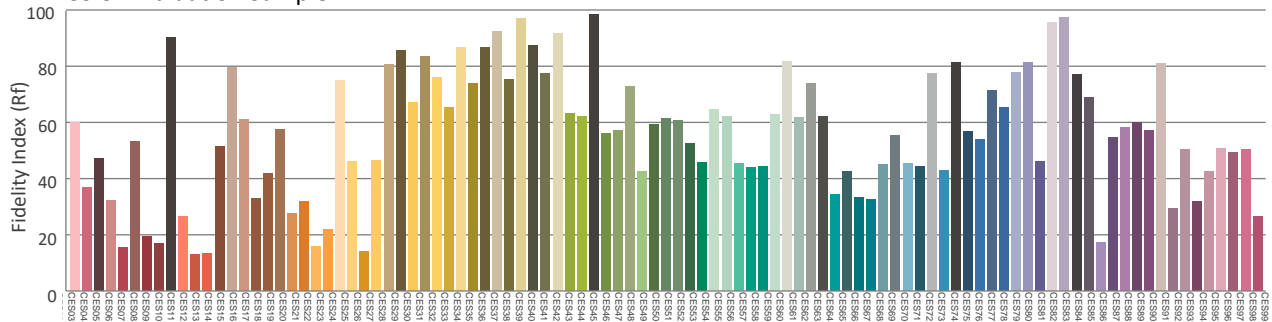
Rf by Hue



Local Chroma Shift by Hue



Color Evaluation Sample



# Photometric & Chromaticity Report

COLORado PXL Curve 12: 50% Zoom - 4000K

## Report Summary

### Measurements

Fixture Output: 3809 lm  
Fixture Peak: 66647 cd  
Fixture Efficacy: n/a lm/W  
Intensity @ 5m: 2666 lux  
Color Temperature: 4017 K  
CRI: 47.7    CRI R9 Value: -134.4  
CQS: 67.1  
TLCI: 28  
TM-30 Rf: 67.6  
TM-30 Rg: 119.9  
Beam Angle (50%): 13.5°  
Field Angle (10%): 20°  
Cutoff Angle (3%): 22.6°

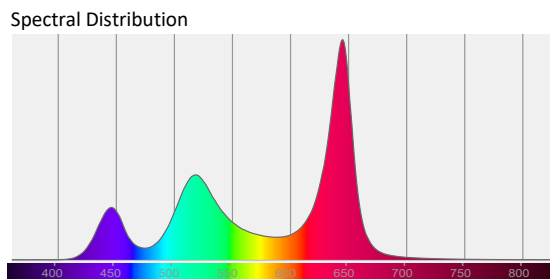
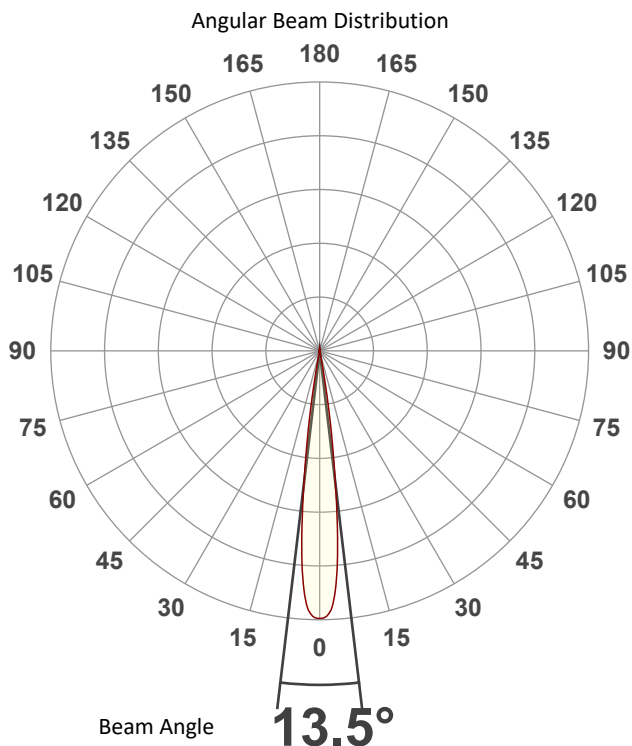


### Conditions

AC Supply: 120 V, 60 Hz  
Power: n/a W  
Current: 0.000 A  
Power Factor: n/a

This data sheet conforms to American National Standard E1.9 – 2007 (R2017). All data was measured and calculated by a Viso Systems LabSpion Goniometer at the Chauvet PD Optics Laboratory in Sunrise, FL on 4/25/2023 to LM-63-2002 Standards.

## Overall Measurement



Tested Color (CIE 1931):  
X: 0.381  
Y: 0.379

Light Quality  
CRI: 47.7

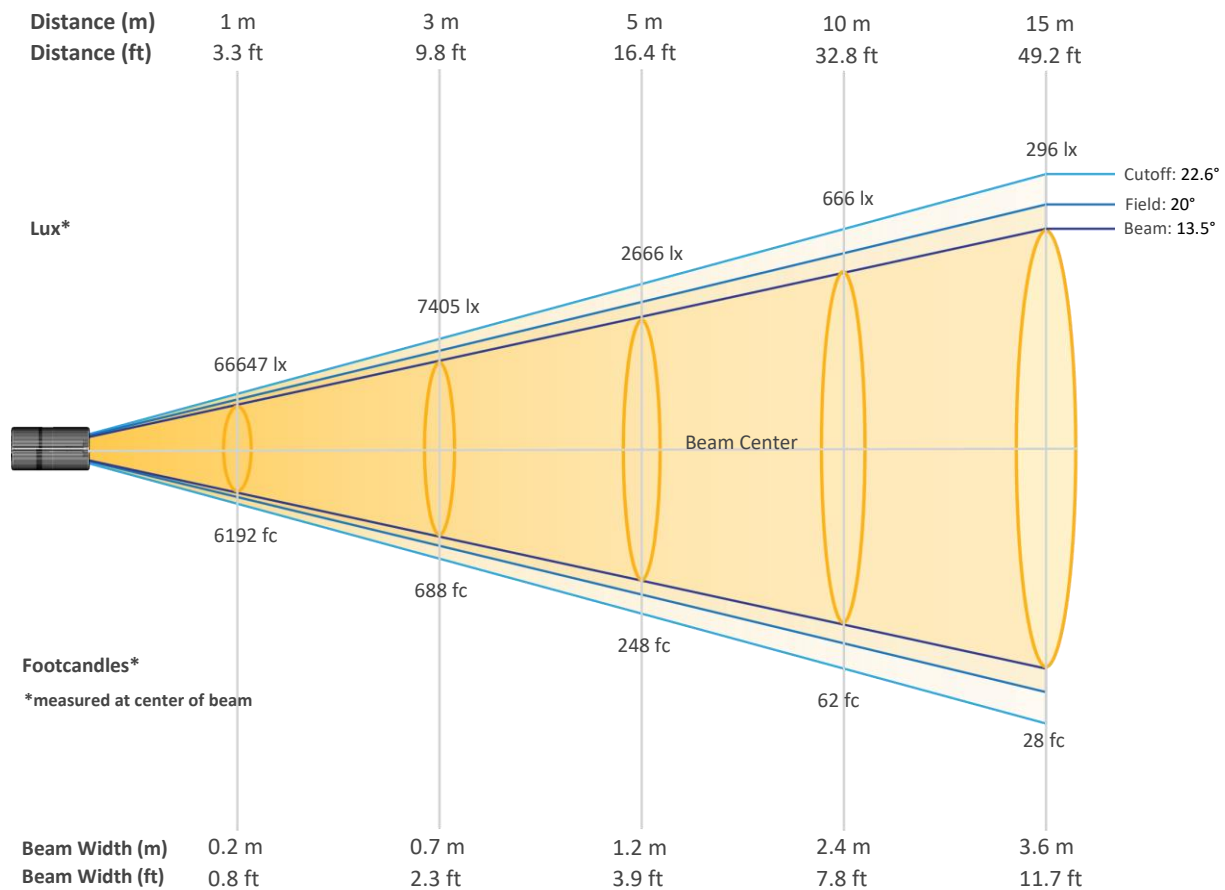
Color Temperature  
4017 K



# Photometric & Chromaticity Report

COLORado PXL Curve 12: 50% Zoom - 4000K

## Beam Details

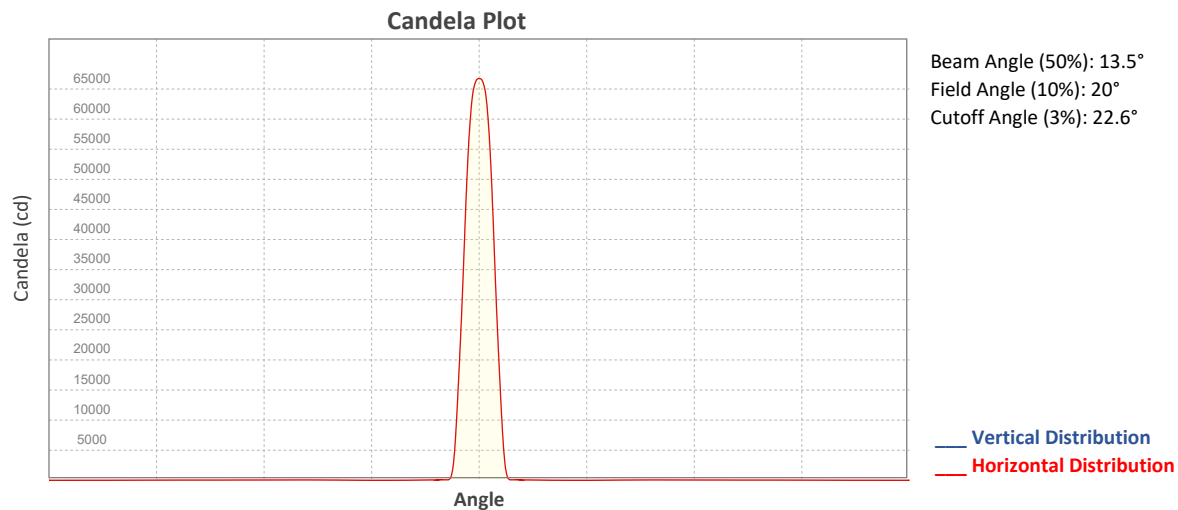


### Beam Intensities from 1-20m (3.3-65.6ft)

Distance	1m	2m	3m	4m	5m	6m	7m	8m	9m	10m
Lux	66647	16662	7405	4165	2666	1851	1360	1041	823	666
Distance	11m	12m	13m	14m	15m	16m	17m	18m	19m	20m
Lux	551	463	394	340	296	260	231	206	185	167
Distance	3.3ft	6.6ft	9.8ft	13.1ft	16.4ft	19.7ft	23ft	26.2ft	29.5ft	32.8ft
FC	6192	1548	688	387	248	172	126	97	76	62
Distance	36.1ft	39.4ft	42.7ft	45.9ft	49.2ft	52.5ft	55.8ft	59.1ft	62.3ft	65.6ft
FC	51	43	37	32	28	24	21	19	17	15

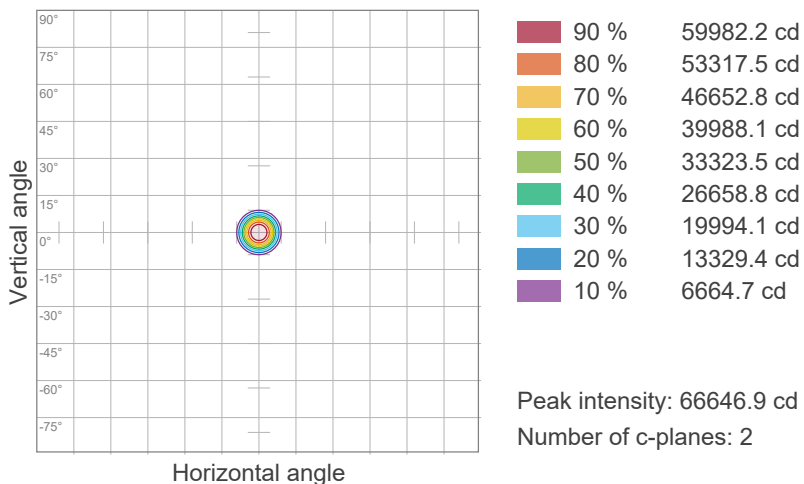
# Photometric & Chromaticity Report

COLORado PXL Curve 12: 50% Zoom - 4000K

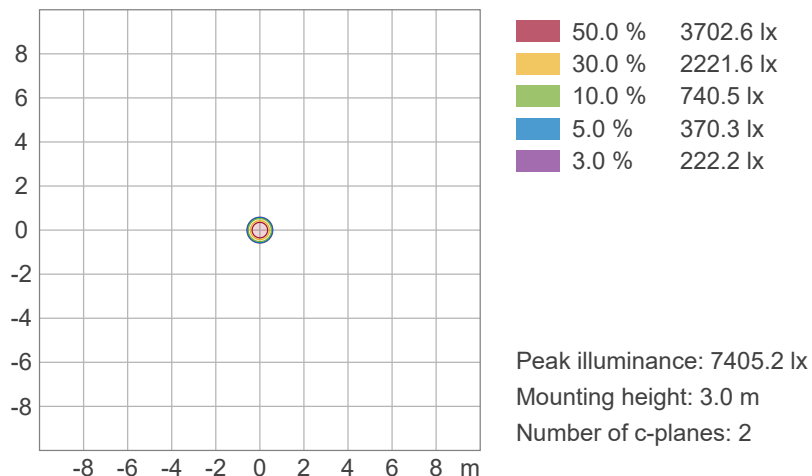


## ISO Diagrams

### ISO Candela Diagram



### ISO Lux Diagram

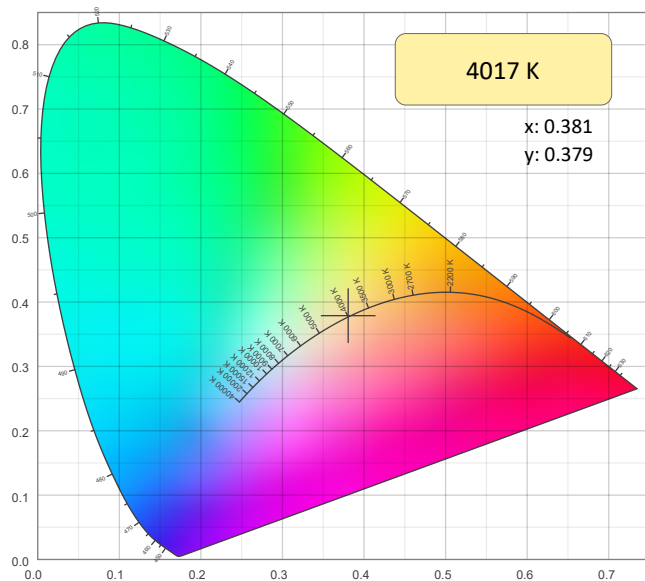


# Photometric & Chromaticity Report

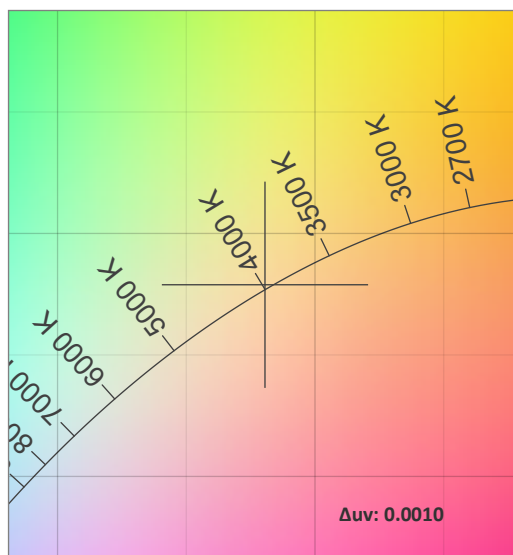
COLORado PXL Curve 12: 50% Zoom - 4000K

## Chromaticity

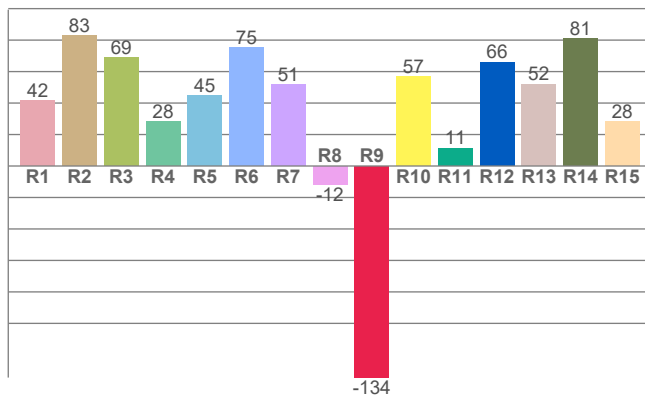
CIE 1931



CIE 1931 - Zoom



CRI: 47.7 (R1-R8)

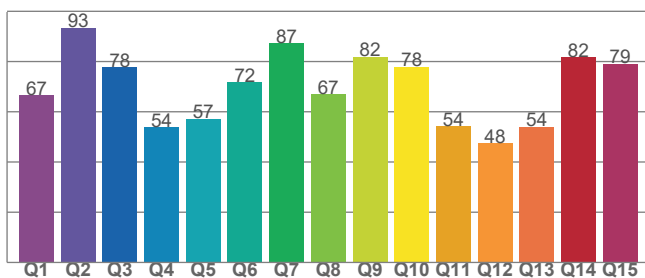


Color Parameters

Color Temperature	Color Coordinate CIE 1931	Color Coordinate CIE 1931
CCT	x	y
4017 K	0.381	0.379

Color Deviation from Black Body Curve	Color Coordinate CIE 1964	Color Coordinate CIE 1964
$\Delta uv$	y	u
0.0010	0.379	0.224

CQS: 67.1



Color Rendering Index	Red Component	Color Quality Scale
CRI	CRI - R9	CQS
47.7	-134.4	67.1

Television Lighting Consistency Index	Color Fidelity	Color Gamut
TLCI	TM30 - Rf	TM30 Rg
28	67.6	119.9

# Photometric & Chromaticity Report

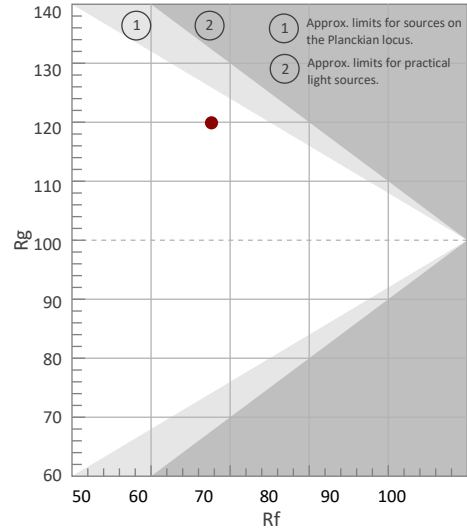
COLORado PXL Curve 12: 50% Zoom - 4000K

## TM-30 Details

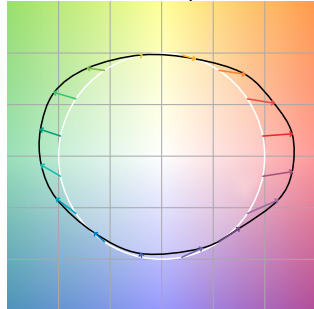
**Rf 67.6**  
Fidelity Index (Rg)

**Rg 119.9**  
Gammut Index (Rg)


Hue Bin	R <sub>f</sub>	Graphic shifts (%)	
		Chroma	Hue
1	52	28%	-3%
2	54	19%	-18%
3	52	11%	-23%
4	78	-1%	-14%
5	88	0%	0%
6	76	11%	12%
7	65	21%	7%
8	65	20%	-2%
9	71	16%	-14%
10	60	8%	-22%
11	77	-2%	-13%
12	86	-3%	-1%
13	72	-5%	21%
14	69	0%	24%
15	57	17%	27%
16	56	27%	10%



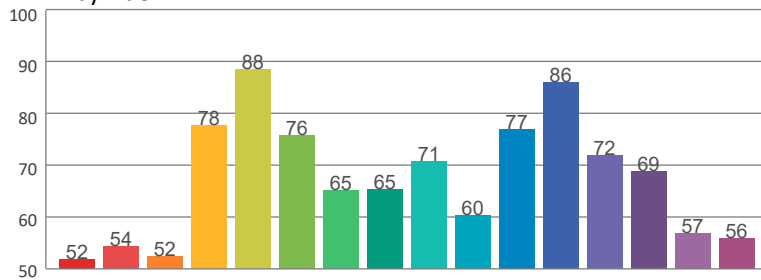
Color Vector Graphic



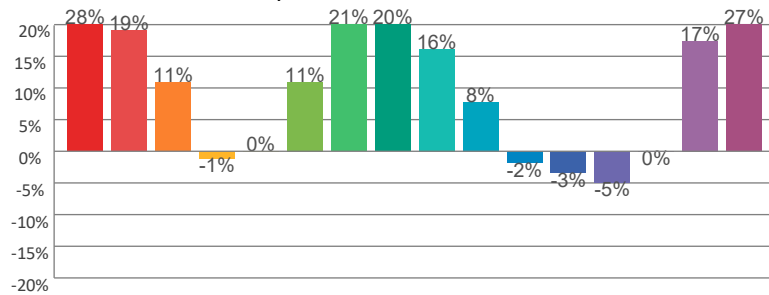
Color Distortion Graphic



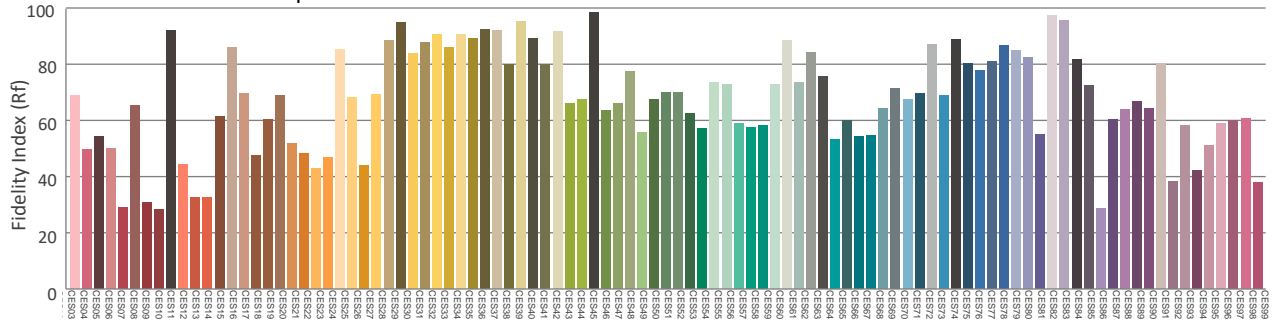
Rf by Hue



Local Chroma Shift by Hue



Color Evaluation Sample



# Photometric & Chromaticity Report

COLORado PXL Curve 12: 50% Zoom - 5600K

## Report Summary

### Measurements

Fixture Output: 3277 lm  
Fixture Peak: 49425 cd  
Fixture Efficacy: n/a lm/W  
Intensity @ 5m: 1860 lux  
Color Temperature: 5584 K  
CRI: 56.8    CRI R9 Value: -125.9  
CQS: 71.4  
TLCI: 30  
TM-30 Rf: 71.8  
TM-30 Rg: 119.0  
Beam Angle (50%): 14.5°  
Field Angle (10%): 20.4°  
Cutoff Angle (3%): 23.1°

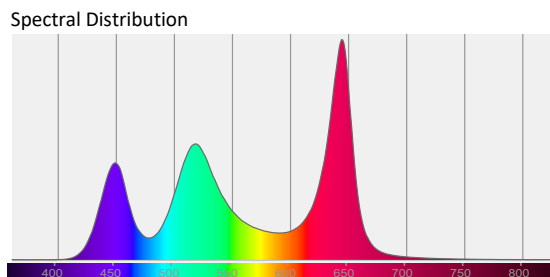
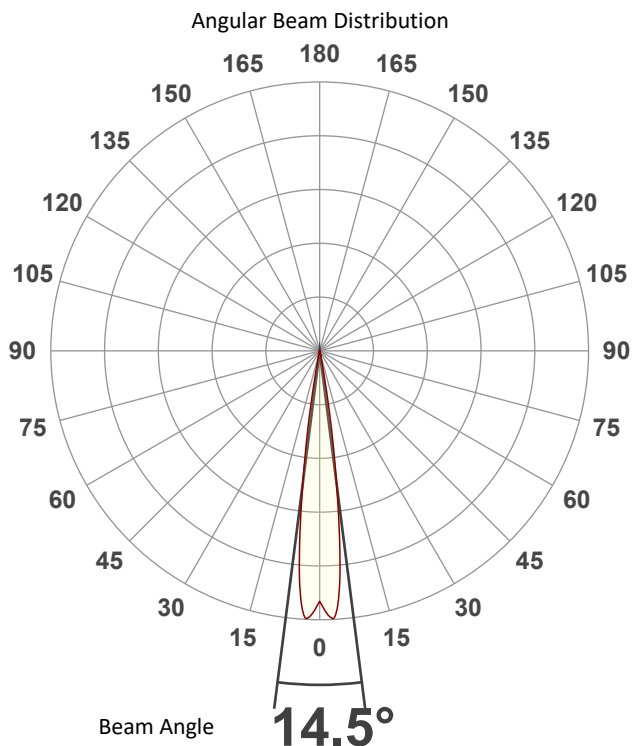


### Conditions

AC Supply: 120 V, 60 Hz  
Power: n/a W  
Current: 0.000 A  
Power Factor: n/a

This data sheet conforms to American National Standard E1.9 – 2007 (R2017). All data was measured and calculated by a Viso Systems LabSpion Goniometer at the Chauvet PD Optics Laboratory in Sunrise, FL on 4/25/2023 to LM-63-2002 Standards.

## Overall Measurement



Tested Color (CIE 1931):

X: 0.331

Y: 0.350



Light Quality

CRI: 56.8

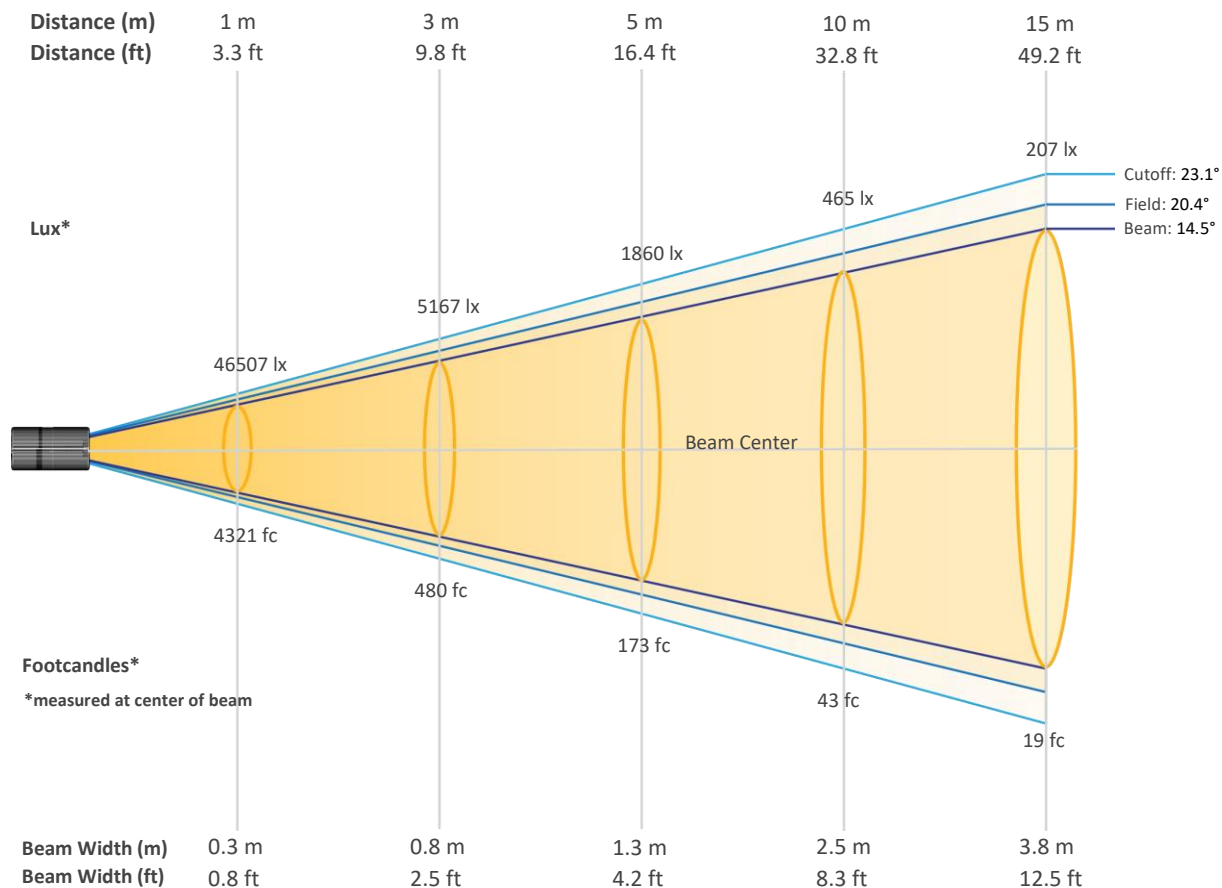
Color Temperature

5584 K

# Photometric & Chromaticity Report

COLORado PXL Curve 12: 50% Zoom - 5600K

## Beam Details



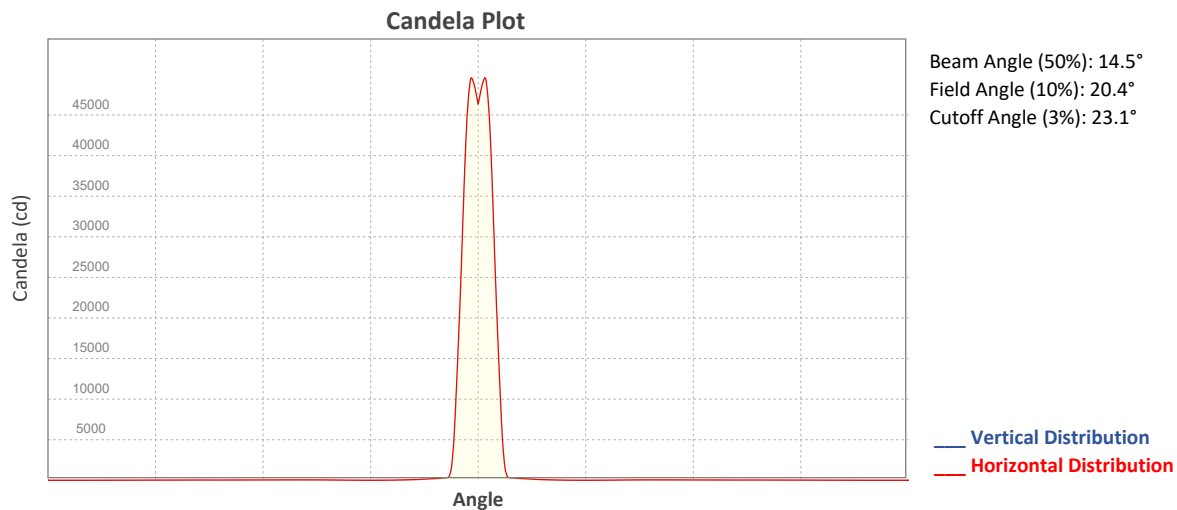
### Beam Intensities from 1-20m (3.3-65.6ft)

Distance	1m	2m	3m	4m	5m	6m	7m	8m	9m	10m
Lux	46507	11627	5167	2907	1860	1292	949	727	574	465
Distance	11m	12m	13m	14m	15m	16m	17m	18m	19m	20m
Lux	384	323	275	237	207	182	161	144	129	116
Distance	3.3ft	6.6ft	9.8ft	13.1ft	16.4ft	19.7ft	23ft	26.2ft	29.5ft	32.8ft
FC	4321	1080	480	270	173	120	88	68	53	43
Distance	36.1ft	39.4ft	42.7ft	45.9ft	49.2ft	52.5ft	55.8ft	59.1ft	62.3ft	65.6ft
FC	36	30	26	22	19	17	15	13	12	11



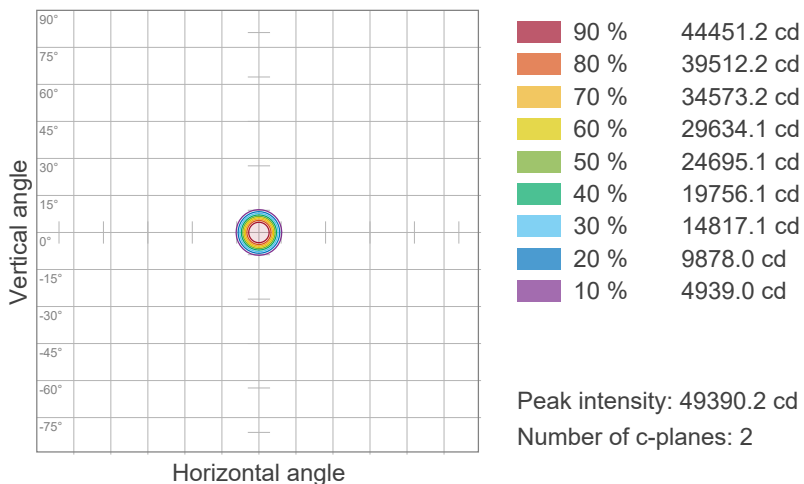
# Photometric & Chromaticity Report

COLORado PXL Curve 12: 50% Zoom - 5600K

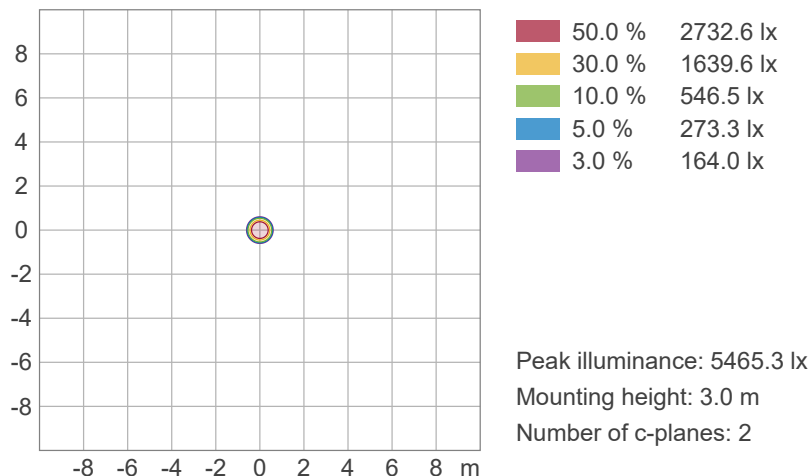


## ISO Diagrams

### ISO Candela Diagram



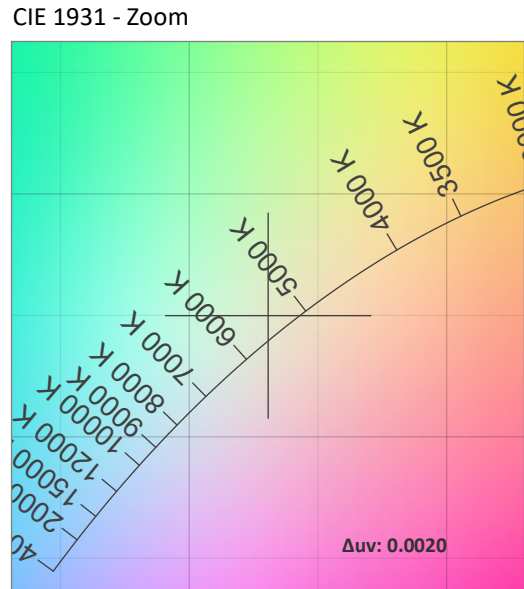
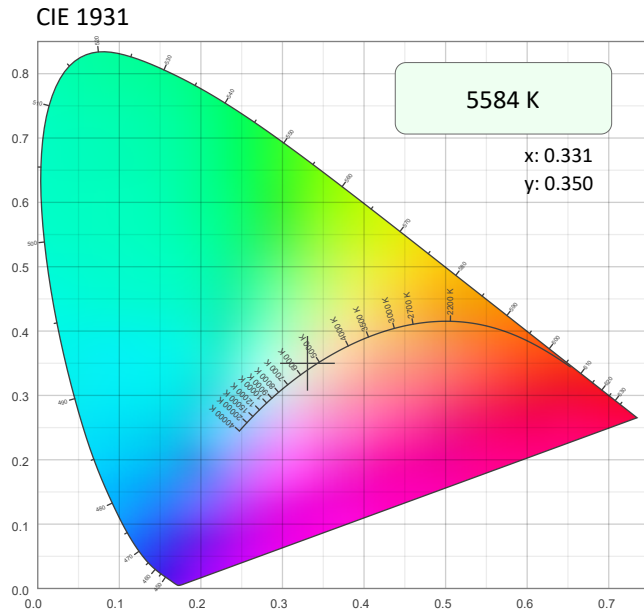
### ISO Lux Diagram



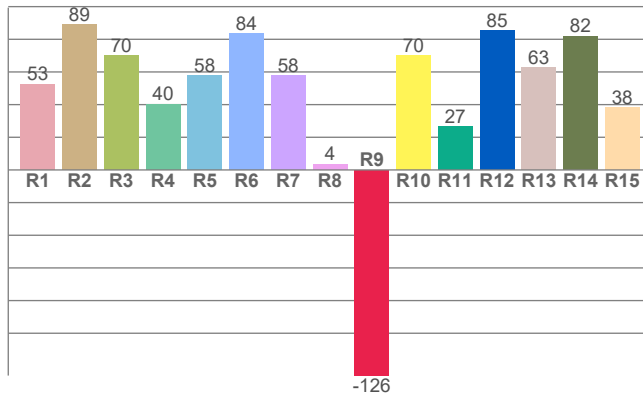
# Photometric & Chromaticity Report

COLORado PXL Curve 12: 50% Zoom - 5600K

## Chromaticity



CRI: 56.8 (R1-R8)

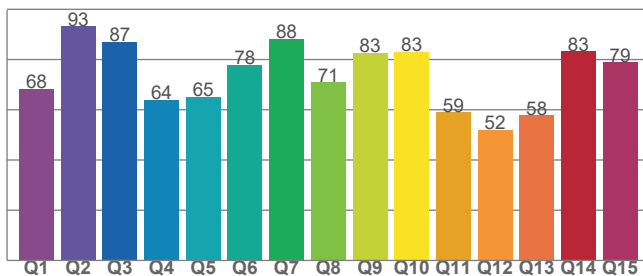


Color Parameters

Color Temperature	Color Coordinate CIE 1931	Color Coordinate CIE 1931
CCT	x	y
5584 K	0.331	0.350

Color Deviation from Black Body Curve	Color Coordinate CIE 1964	Color Coordinate CIE 1964
Δuv	y	u
0.0020	0.350	0.202

CQS: 71.4



Color Rendering Index	Red Component	Color Quality Scale
CRI	CRI - R9	CQS
56.8	-125.9	71.4

Television Lighting Consistency Index	Color Fidelity	Color Gamut
TLCI	TM30 - Rf	TM30 Rg
30	71.8	119.0



# Photometric & Chromaticity Report

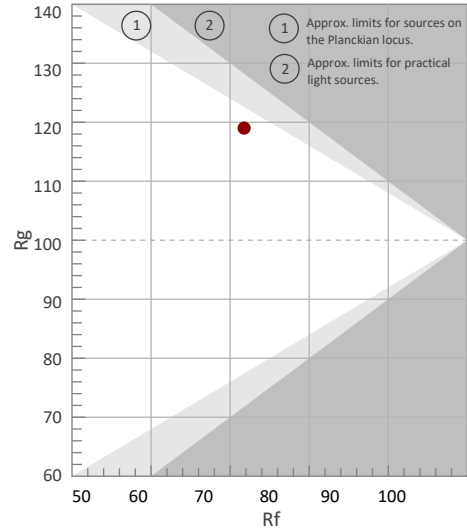
COLORado PXL Curve 12: 50% Zoom - 5600K

## TM-30 Details

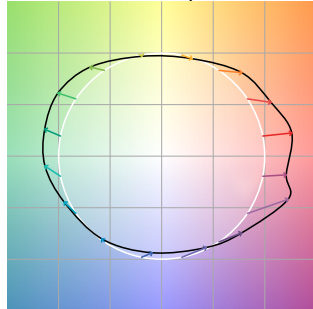
**Rf 71.8**  
Fidelity Index (Rg)

**Rg 119.0**  
Gammut Index (Rg)


Hue Bin	R <sub>f</sub>	Graphic shifts (%)	
		Chroma	Hue
1	47	28%	-3%
2	63	17%	-15%
3	60	10%	-20%
4	82	-2%	-10%
5	91	-1%	0%
6	79	10%	10%
7	70	18%	5%
8	71	16%	-3%
9	79	13%	-13%
10	71	3%	-15%
11	87	-1%	-4%
12	82	-6%	9%
13	71	-5%	25%
14	63	5%	23%
15	55	25%	33%
16	61	22%	6%



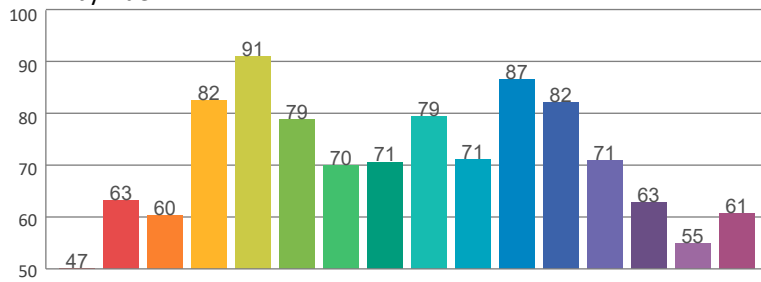
Color Vector Graphic



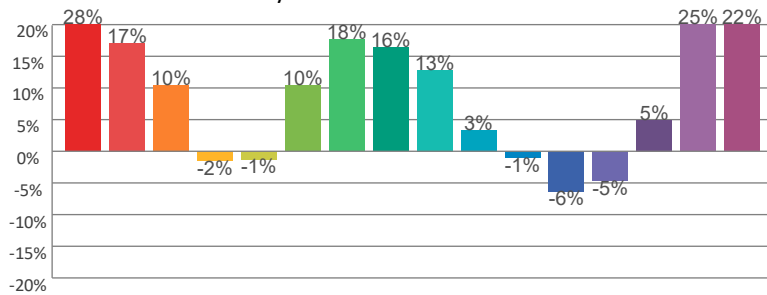
Color Distortion Graphic



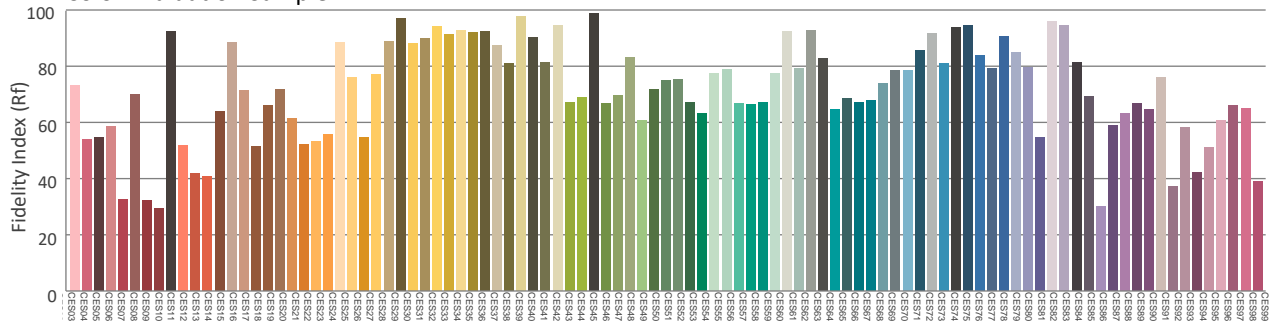
R<sub>f</sub> by Hue



Local Chroma Shift by Hue



Color Evaluation Sample



# Photometric & Chromaticity Report

COLORado PXL Curve 12: 50% Zoom - 6500K

## Report Summary

### Measurements

Fixture Output: 4425 lm  
Fixture Peak: 61828 cd  
Fixture Efficacy: n/a lm/W  
Intensity @ 5m: 2353 lux  
Color Temperature: 6480 K  
CRI: 72.1    CRI R9 Value: -61.4  
CQS: 82.4  
TLCI: 50  
TM-30 Rf: 80.0  
TM-30 Rg: 115.6  
Beam Angle (50%): 15°  
Field Angle (10%): 20.9°  
Cutoff Angle (3%): 24°

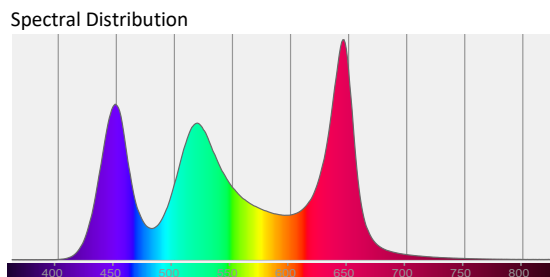
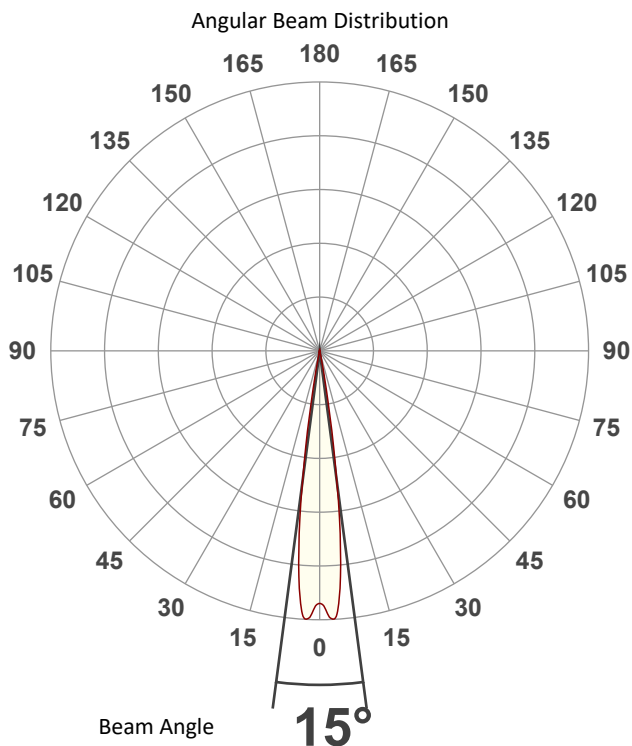


### Conditions

AC Supply: 119 V, 60 Hz  
Power: n/a W  
Current: 0.000 A  
Power Factor: n/a

This data sheet conforms to American National Standard E1.9 – 2007 (R2017). All data was measured and calculated by a Viso Systems LabSpion Goniometer at the Chauvet PD Optics Laboratory in Sunrise, FL on 4/25/2023 to LM-63-2002 Standards.


## Overall Measurement



Tested Color (CIE 1931):

X: 0.313

Y: 0.331



Light Quality

CRI: 72.1

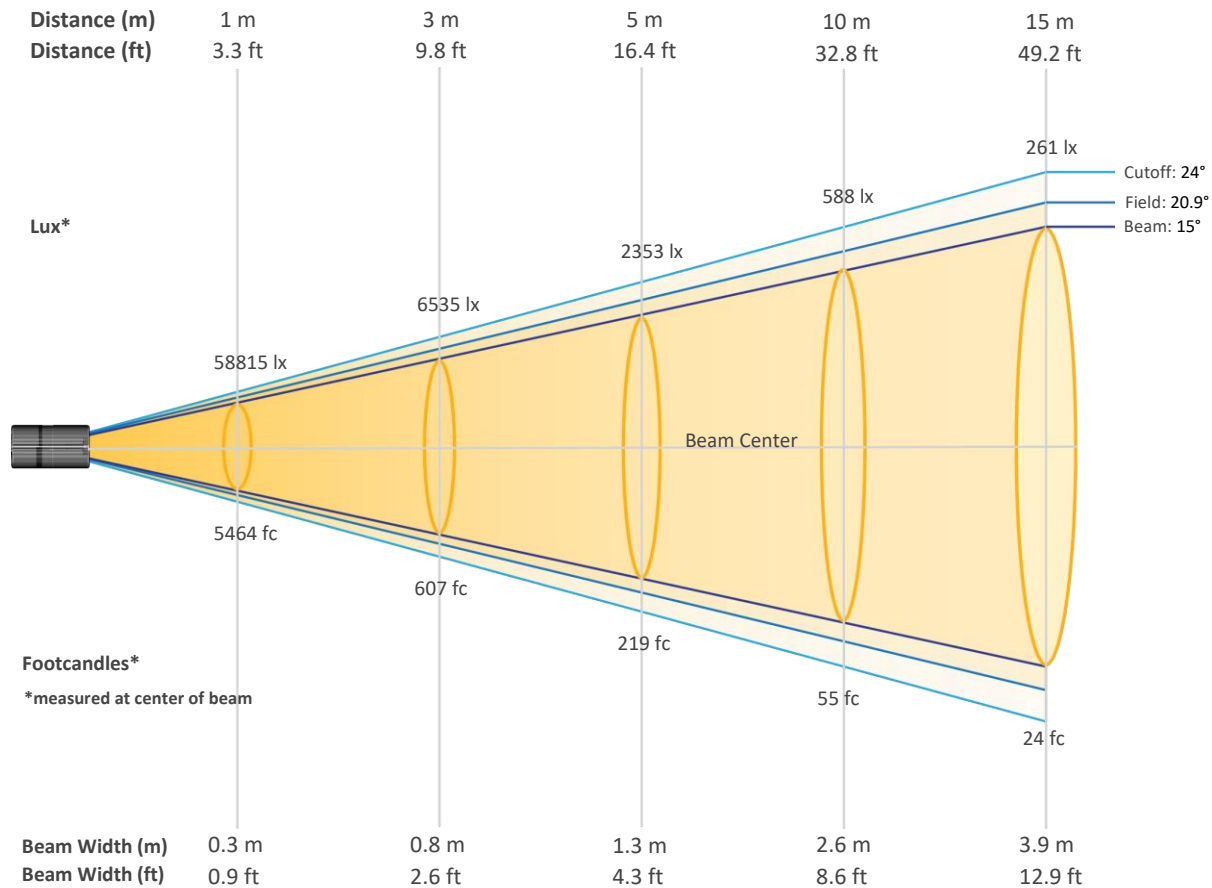
Color Temperature

6480 K

# Photometric & Chromaticity Report

COLORado PXL Curve 12: 50% Zoom - 6500K

## Beam Details

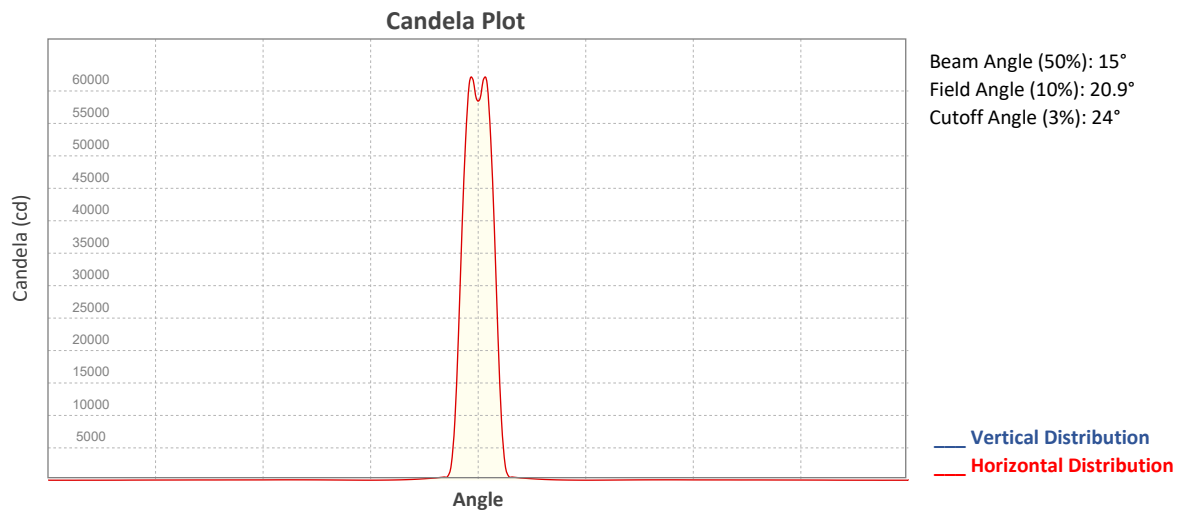


### Beam Intensities from 1-20m (3.3-65.6ft)

Distance	1m	2m	3m	4m	5m	6m	7m	8m	9m	10m
Lux	58815	14704	6535	3676	2353	1634	1200	919	726	588
Distance	11m	12m	13m	14m	15m	16m	17m	18m	19m	20m
Lux	486	408	348	300	261	230	204	182	163	147
Distance	3.3ft	6.6ft	9.8ft	13.1ft	16.4ft	19.7ft	23ft	26.2ft	29.5ft	32.8ft
FC	5464	1366	607	342	219	152	112	85	67	55
Distance	36.1ft	39.4ft	42.7ft	45.9ft	49.2ft	52.5ft	55.8ft	59.1ft	62.3ft	65.6ft
FC	45	38	32	28	24	21	19	17	15	14

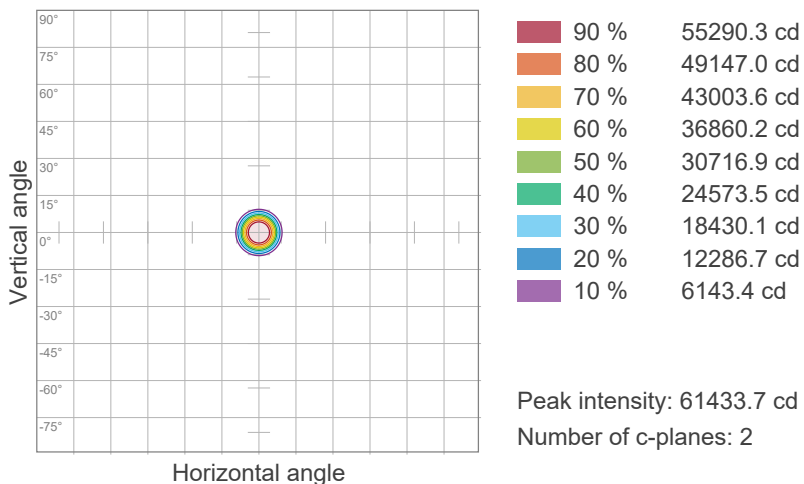
# Photometric & Chromaticity Report

COLORado PXL Curve 12: 50% Zoom - 6500K

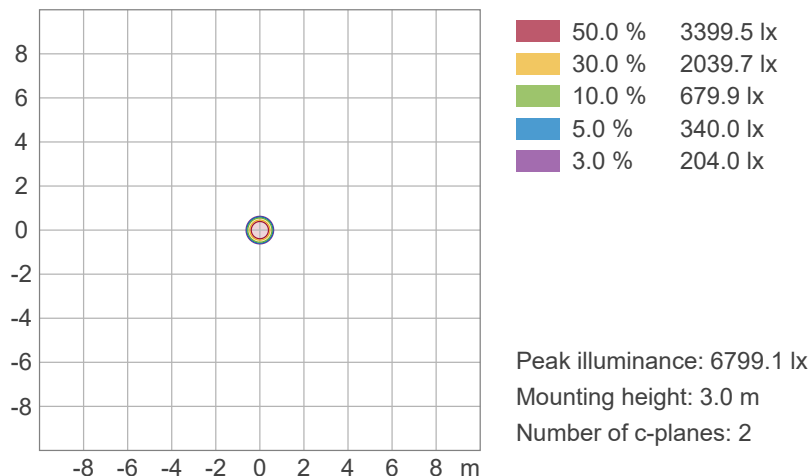


## ISO Diagrams

### ISO Candela Diagram



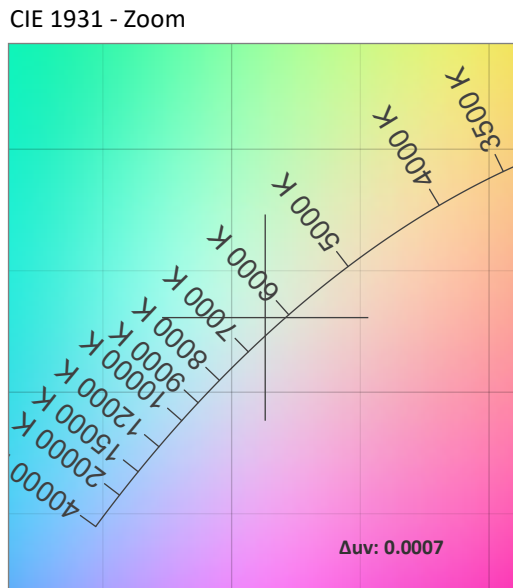
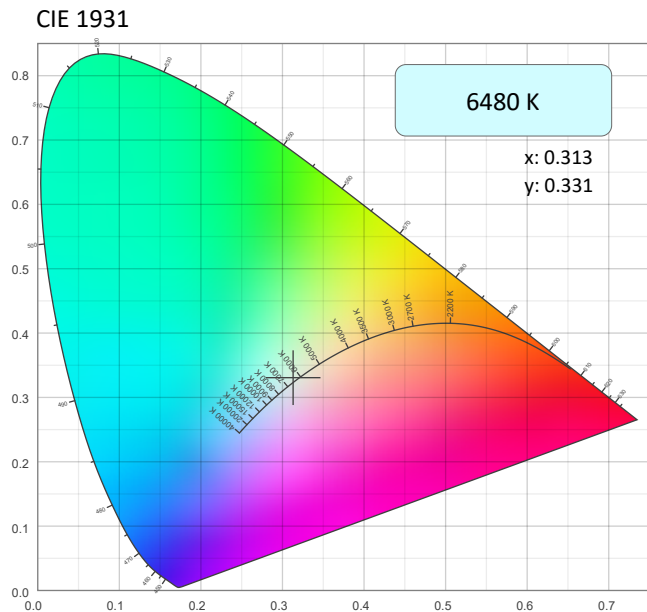
### ISO Lux Diagram



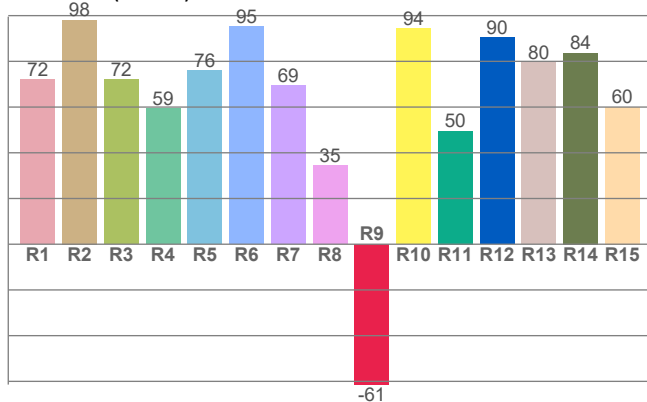
# Photometric & Chromaticity Report

COLORado PXL Curve 12: 50% Zoom - 6500K

## Chromaticity



CRI: 72.1 (R1-R8)

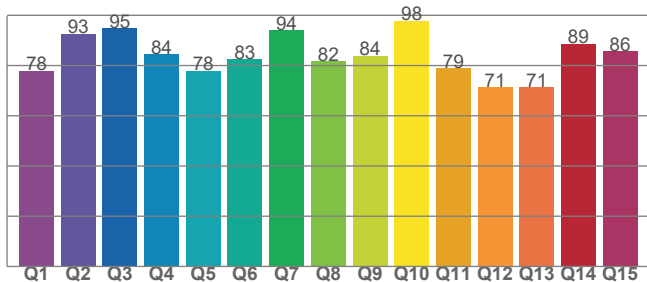


Color Parameters

Color Temperature	Color Coordinate CIE 1931	Color Coordinate CIE 1931
CCT	x	y
6480 K	0.313	0.331

Color Deviation from Black Body Curve	Color Coordinate CIE 1964	Color Coordinate CIE 1964
Δuv	y	u
0.0007	0.331	0.197

CQS: 82.4



Color Rendering Index	Red Component	Color Quality Scale
CRI	CRI - R9	CQS
72.1	-61.4	82.4

Television Lighting Consistency Index	Color Fidelity	Color Gamut
TLCI	TM30 - Rf	TM30 Rg
50	80.0	115.6

# Photometric & Chromaticity Report

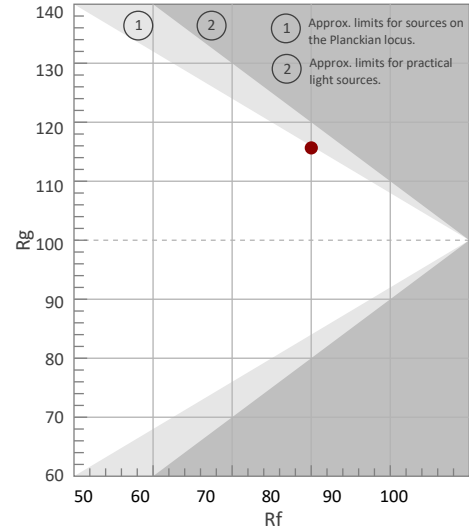
COLORado PXL Curve 12: 50% Zoom - 6500K

## TM-30 Details

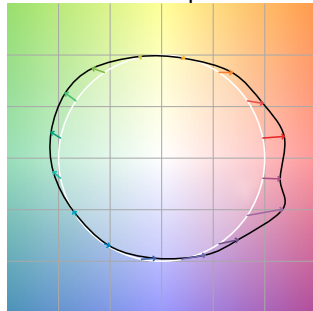
**Rf 80.0**  
Fidelity Index (Rg)

**Rg 115.6**  
Gammut Index (Rg)


Hue Bin	R <sub>f</sub>	Graphic shifts (%)	
		Chroma	Hue
1	62	21%	-3%
2	76	11%	-10%
3	77	7%	-11%
4	92	-1%	-3%
5	91	1%	2%
6	82	10%	7%
7	80	13%	-1%
8	81	10%	-4%
9	89	6%	-7%
10	88	0%	-5%
11	89	-1%	5%
12	80	-4%	13%
13	74	0%	23%
14	71	7%	18%
15	63	25%	24%
16	71	17%	3%



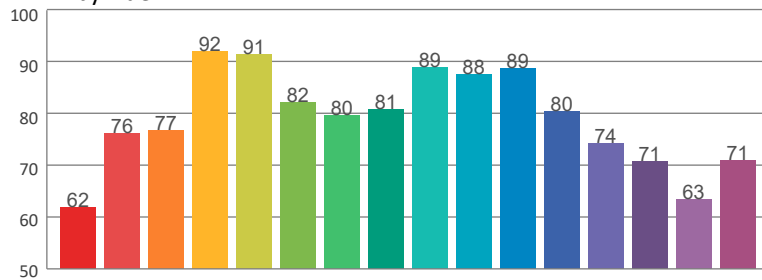
Color Vector Graphic



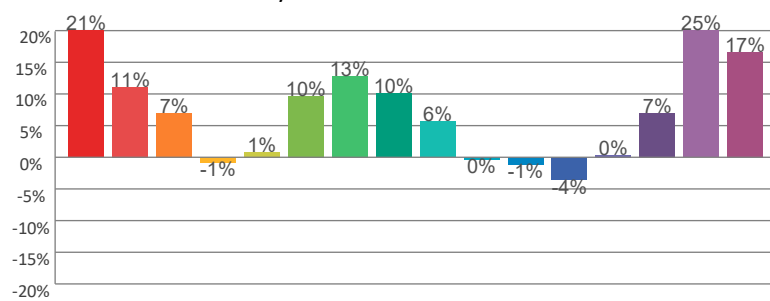
Color Distortion Graphic



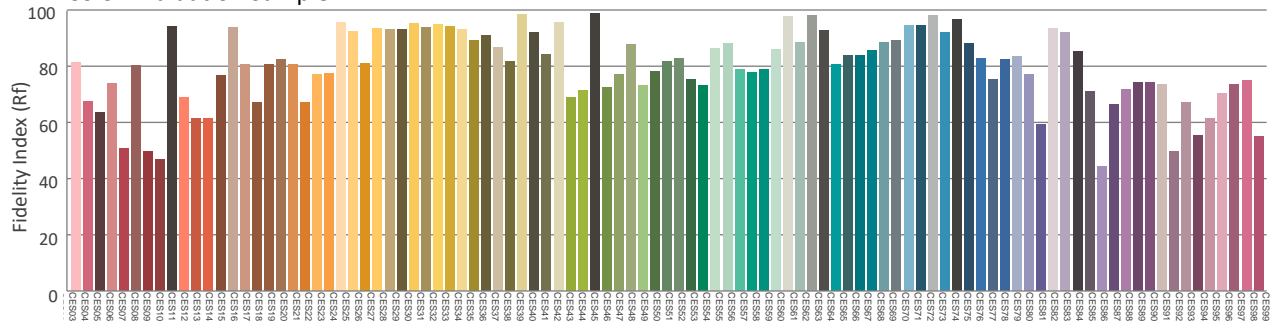
R<sub>f</sub> by Hue



Local Chroma Shift by Hue



Color Evaluation Sample





# Photometric & Chromaticity Report

COLORado PXL Curve 12: 50% Zoom - 7500K

## Report Summary

### Measurements

Fixture Output: 5021 lm  
Fixture Peak: 70617 cd  
Fixture Efficacy: n/a lm/W  
Intensity @ 5m: 2590 lux  
Color Temperature: 7529 K  
CRI: 78.1      CRI R9 Value: -29.6  
CQS: 86.5  
TLCI: 64  
TM-30 Rf: 83.0  
TM-30 Rg: 112.5  
Beam Angle (50%): 15°  
Field Angle (10%): 20.8°  
Cutoff Angle (3%): 23.9°

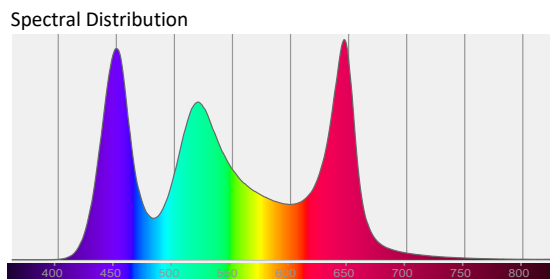
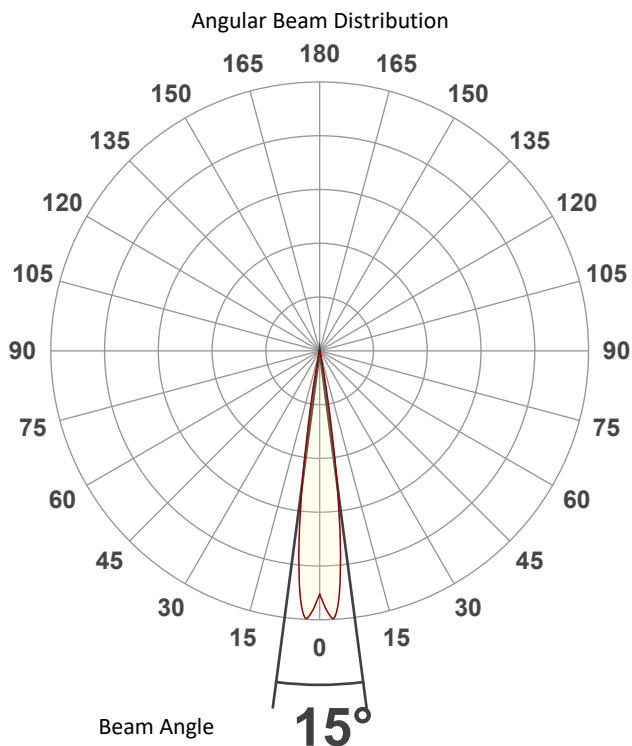


### Conditions

AC Supply: 119 V, 60 Hz  
Power: n/a W  
Current: 0.000 A  
Power Factor: n/a

This data sheet conforms to American National Standard E1.9 – 2007 (R2017). All data was measured and calculated by a Viso Systems LabSpion Goniometer at the Chauvet PD Optics Laboratory in Sunrise, FL on 4/25/2023 to LM-63-2002 Standards.


## Overall Measurement



Tested Color (CIE 1931):

X: 0.298

Y: 0.316



Light Quality

CRI: 78.1

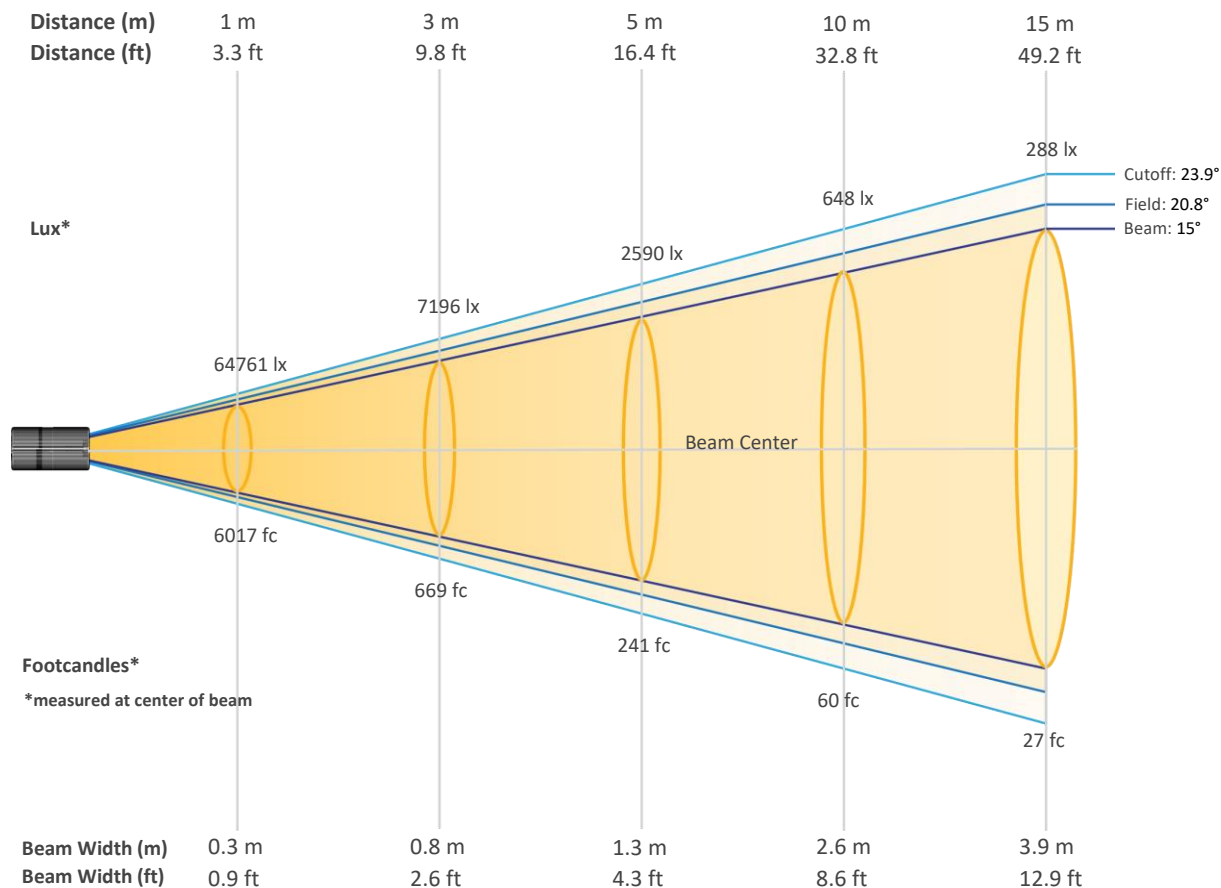
Color Temperature

7529 K

# Photometric & Chromaticity Report

COLORado PXL Curve 12: 50% Zoom - 7500K

## Beam Details

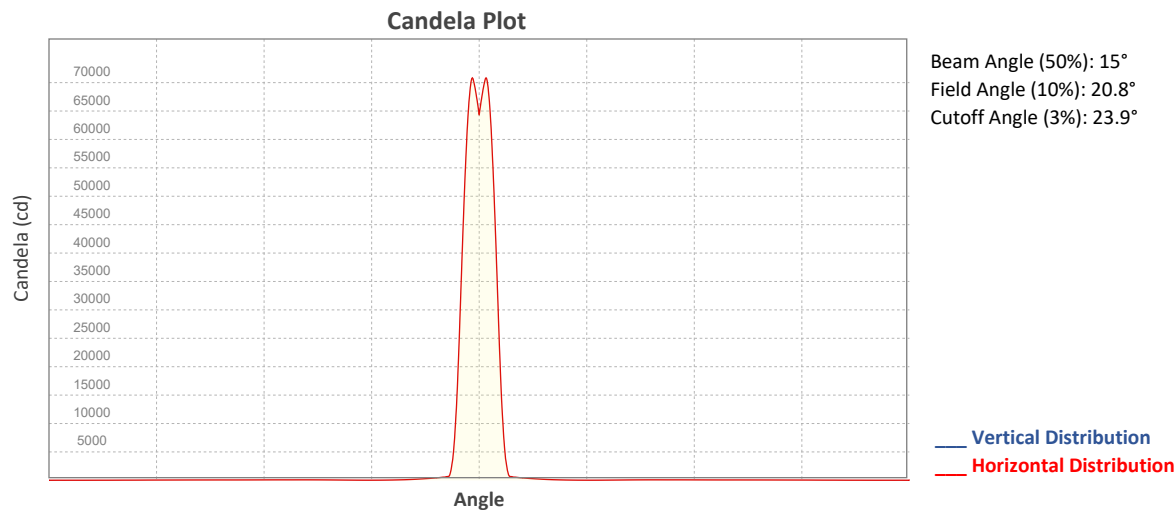


### Beam Intensities from 1-20m (3.3-65.6ft)

Distance	1m	2m	3m	4m	5m	6m	7m	8m	9m	10m
Lux	64761	16190	7196	4048	2590	1799	1322	1012	800	648
Distance	11m	12m	13m	14m	15m	16m	17m	18m	19m	20m
Lux	535	450	383	330	288	253	224	200	179	162
Distance	3.3ft	6.6ft	9.8ft	13.1ft	16.4ft	19.7ft	23ft	26.2ft	29.5ft	32.8ft
FC	6017	1504	669	376	241	167	123	94	74	60
Distance	36.1ft	39.4ft	42.7ft	45.9ft	49.2ft	52.5ft	55.8ft	59.1ft	62.3ft	65.6ft
FC	50	42	36	31	27	24	21	19	17	15

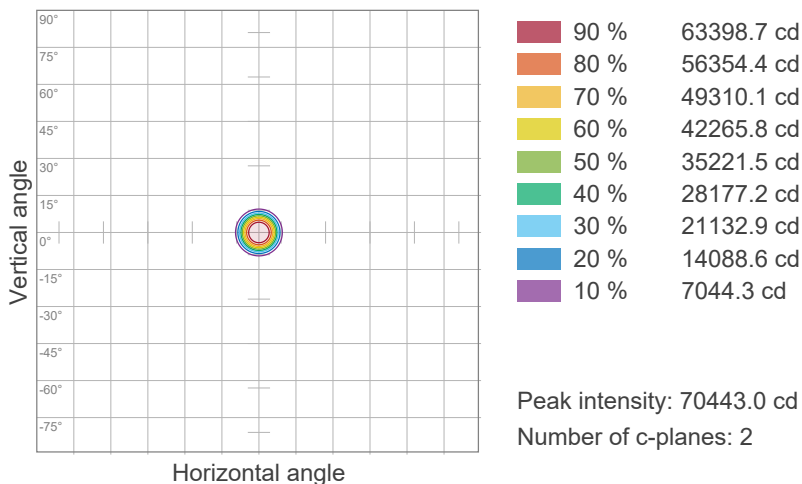
# Photometric & Chromaticity Report

COLORado PXL Curve 12: 50% Zoom - 7500K

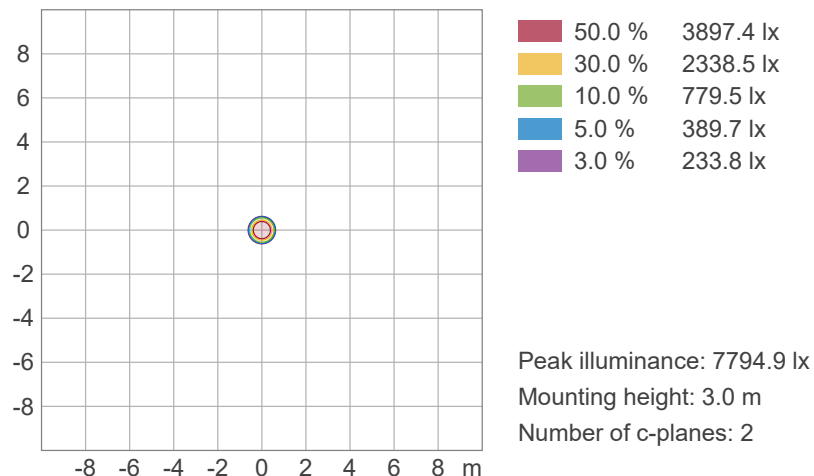


## ISO Diagrams

### ISO Candela Diagram



### ISO Lux Diagram

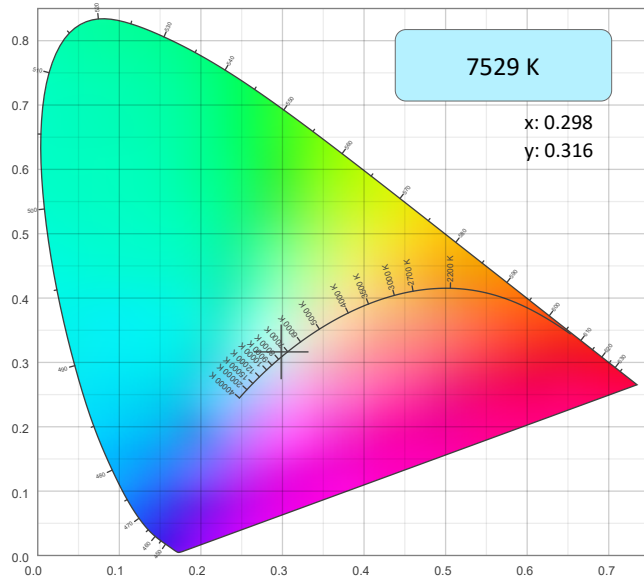


# Photometric & Chromaticity Report

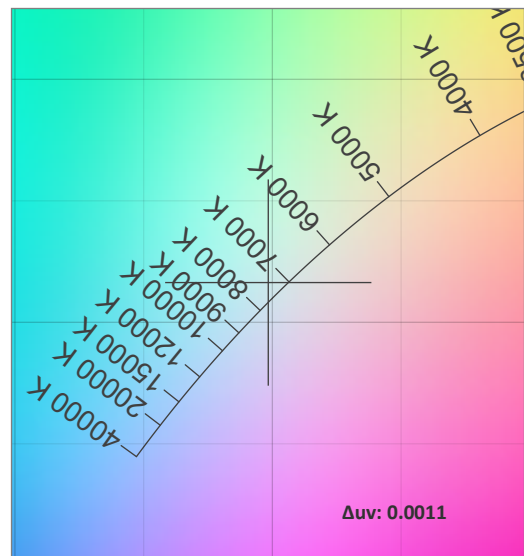
COLORado PXL Curve 12: 50% Zoom - 7500K

## Chromaticity

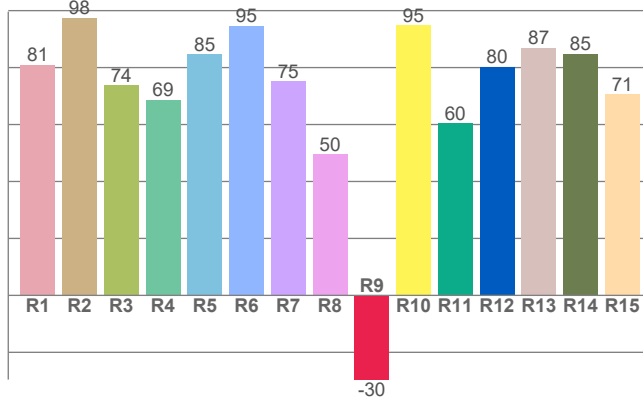
CIE 1931



CIE 1931 - Zoom



CRI: 78.1 (R1-R8)

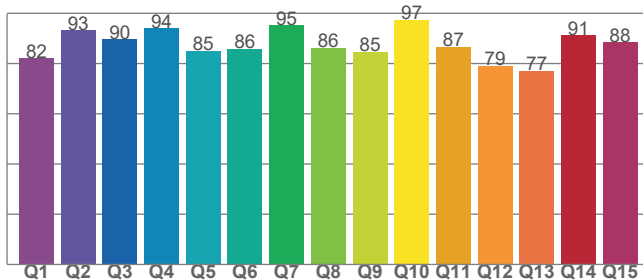


Color Parameters

Color Temperature	Color Coordinate CIE 1931	Color Coordinate CIE 1931
CCT	x	y
7529 K	0.298	0.316

Color Deviation from Black Body Curve	Color Coordinate CIE 1964	Color Coordinate CIE 1964
Δuv	y	u
0.0011	0.316	0.193

CQS: 86.5



Color Rendering Index	Red Component	Color Quality Scale
CRI	CRI - R9	CQS
78.1	-29.6	86.5

Television Lighting Consistency Index	Color Fidelity	Color Gamut
TLCI	TM30 - Rf	TM30 Rg
64	83.0	112.5

# Photometric & Chromaticity Report

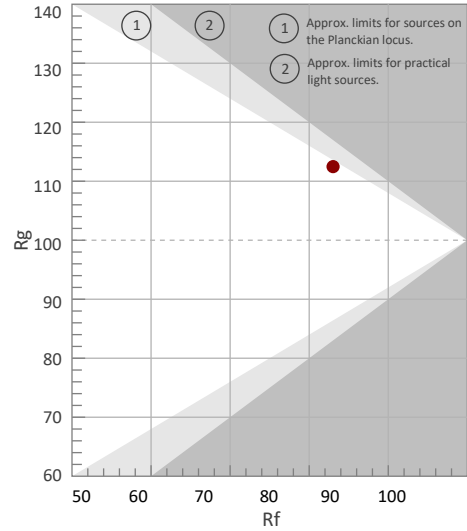
COLORado PXL Curve 12: 50% Zoom - 7500K

## TM-30 Details

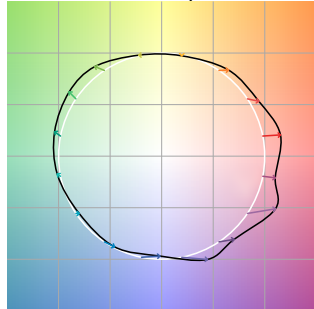
**Rf 83.0**  
Fidelity Index (Rg)

**Rg 112.5**  
Gammut Index (Rg)

Hue Bin	R <sub>f</sub>	Graphic shifts (%)	
		Chroma	Hue
1	69	17%	-2%
2	79	8%	-8%
3	84	5%	-7%
4	95	-1%	0%
5	90	0%	3%
6	85	8%	6%
7	84	9%	-2%
8	87	6%	-3%
9	92	3%	-3%
10	92	-3%	2%
11	79	-1%	11%
12	77	-5%	17%
13	74	7%	24%
14	77	6%	13%
15	68	20%	19%
16	77	12%	1%



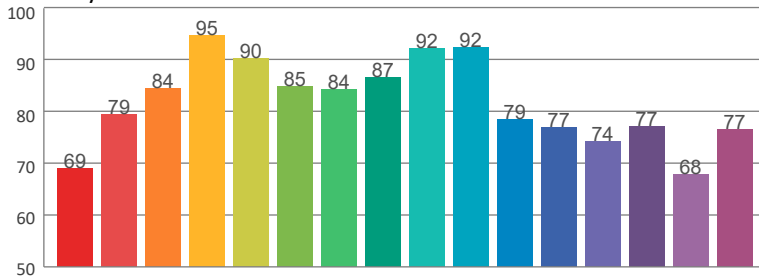
Color Vector Graphic



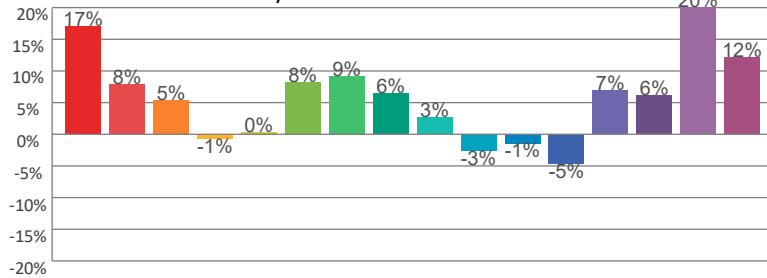
Color Distortion Graphic



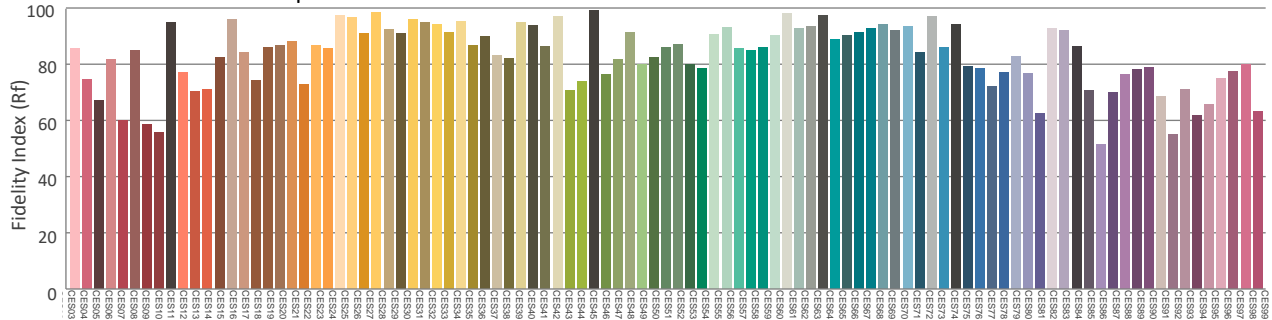
Rf by Hue



Local Chroma Shift by Hue



Color Evaluation Sample



# Photometric & Chromaticity Report

COLORado PXL Curve 12: 50% Zoom - Single Pixel - Full Power

## Report Summary

### Measurements

Fixture Output: 458 lm  
Fixture Peak: 8669 cd  
Fixture Efficacy: n/a lm/W  
Intensity @ 5m: 346 lux  
Color Temperature: 0 K  
CRI: 0.0      CRI R9 Value: 0.0  
CQS: 0.0  
TLCI: n/a  
TM-30 Rf: 0.0  
TM-30 Rg: 0.0  
Beam Angle (50%): 13.7°  
Field Angle (10%): 17°  
Cutoff Angle (3%): 18.6°

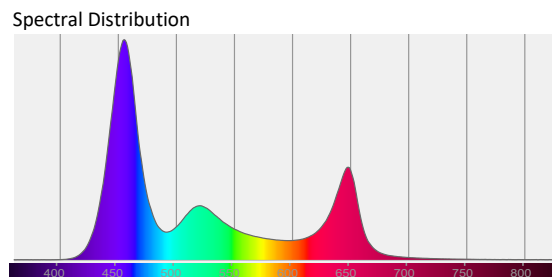
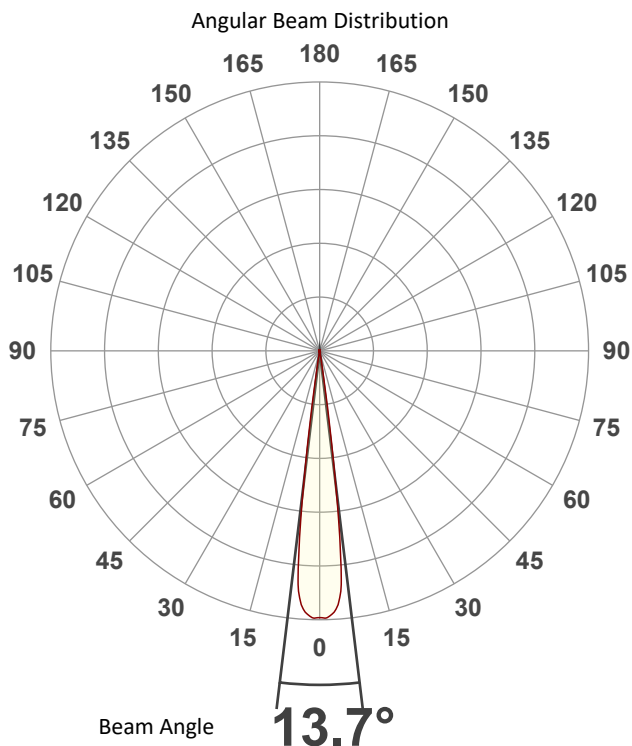


### Conditions

AC Supply: 120 V, 60 Hz  
Power: n/a W  
Current: 0.000 A  
Power Factor: n/a

This data sheet conforms to American National Standard E1.9 – 2007 (R2017). All data was measured and calculated by a Viso Systems LabSpion Goniometer at the Chauvet PD Optics Laboratory in Sunrise, FL on 4/25/2023 to LM-63-2002 Standards.

## Overall Measurement



Tested Color (CIE 1931):  
X: 0.236  
Y: 0.191

Light Quality  
CRI: 0.0

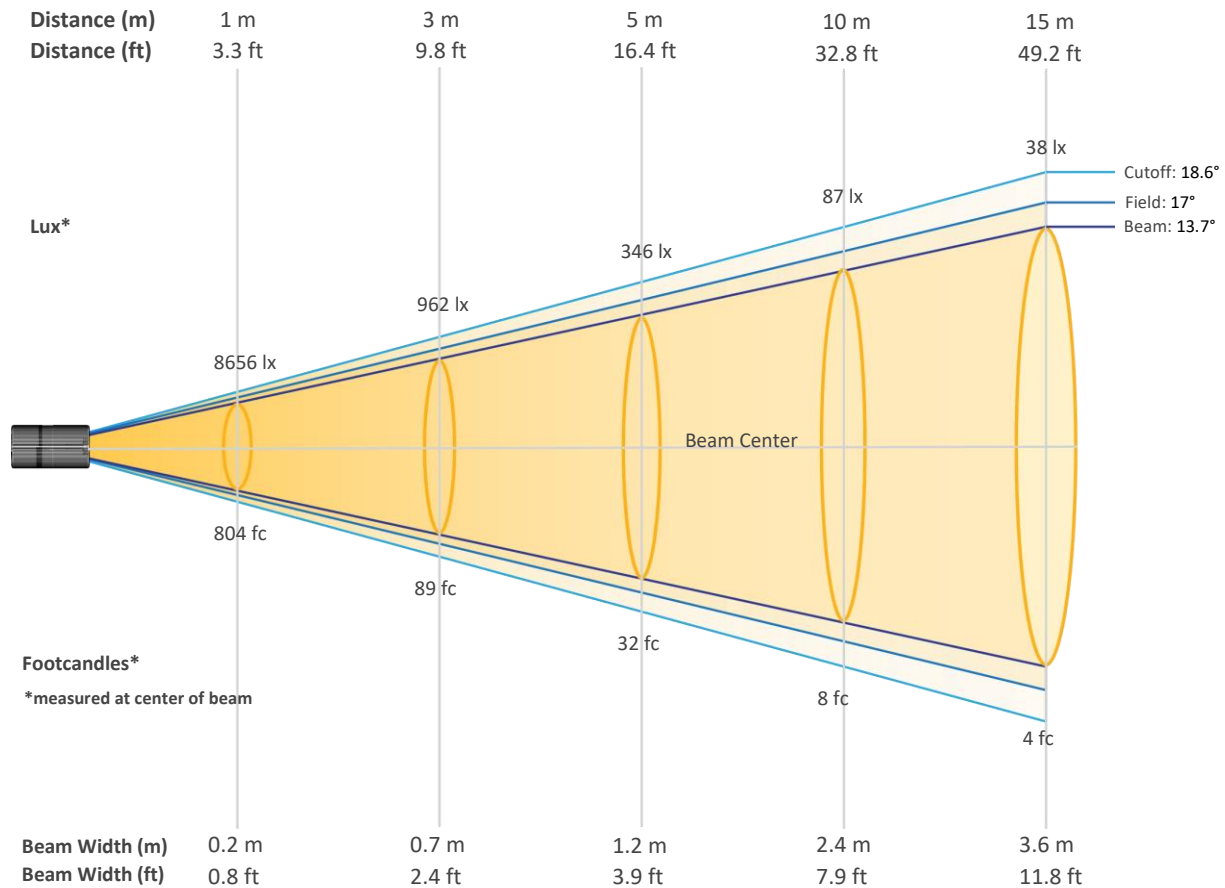
Color Temperature  
0 K



# Photometric & Chromaticity Report

COLORado PXL Curve 12: 50% Zoom - Single Pixel - Full Power

## Beam Details

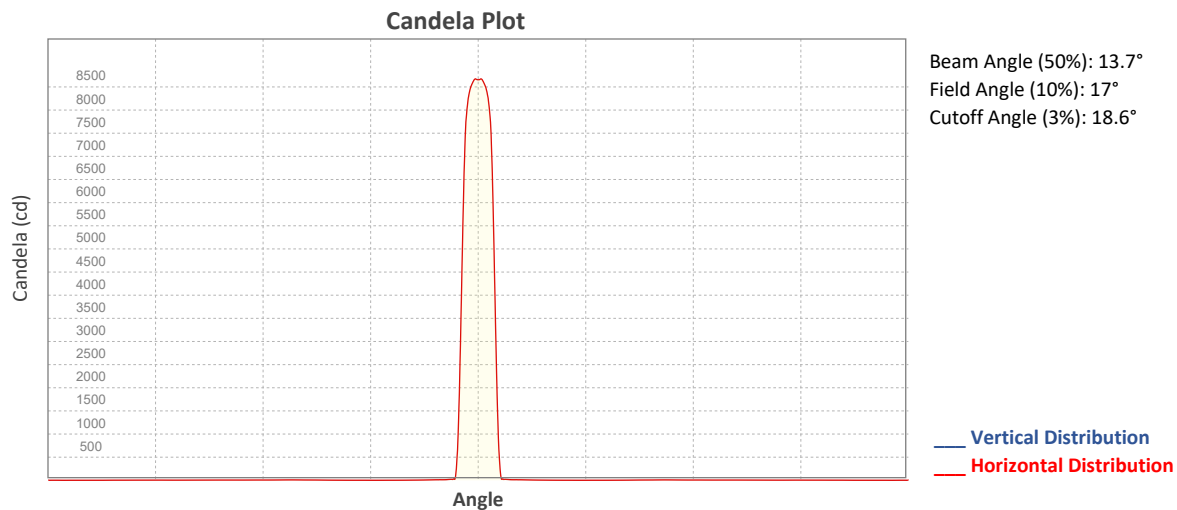


### Beam Intensities from 1-20m (3.3-65.6ft)

Distance	1m	2m	3m	4m	5m	6m	7m	8m	9m	10m
Lux	8656	2164	962	541	346	240	177	135	107	87
Distance	11m	12m	13m	14m	15m	16m	17m	18m	19m	20m
Lux	72	60	51	44	38	34	30	27	24	22
Distance	3.3ft	6.6ft	9.8ft	13.1ft	16.4ft	19.7ft	23ft	26.2ft	29.5ft	32.8ft
FC	804	201	89	50	32	22	16	13	10	8
Distance	36.1ft	39.4ft	42.7ft	45.9ft	49.2ft	52.5ft	55.8ft	59.1ft	62.3ft	65.6ft
FC	7	6	5	4	4	3	3	2	2	2

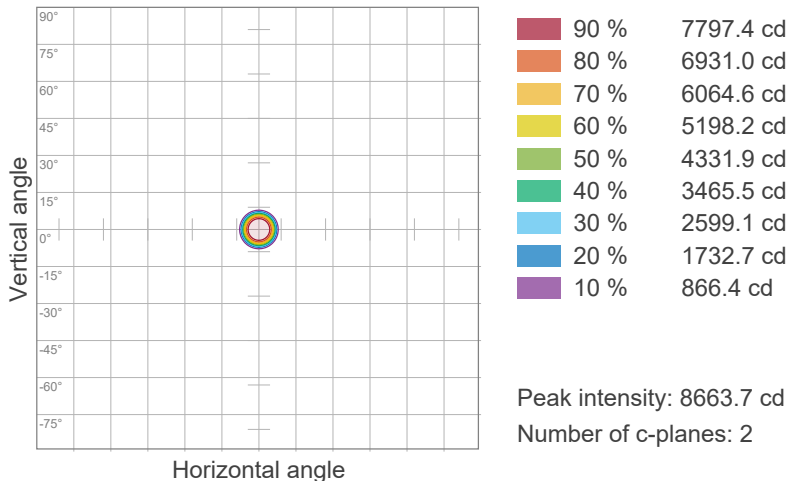
# Photometric & Chromaticity Report

COLORado PXL Curve 12: 50% Zoom - Single Pixel - Full Power

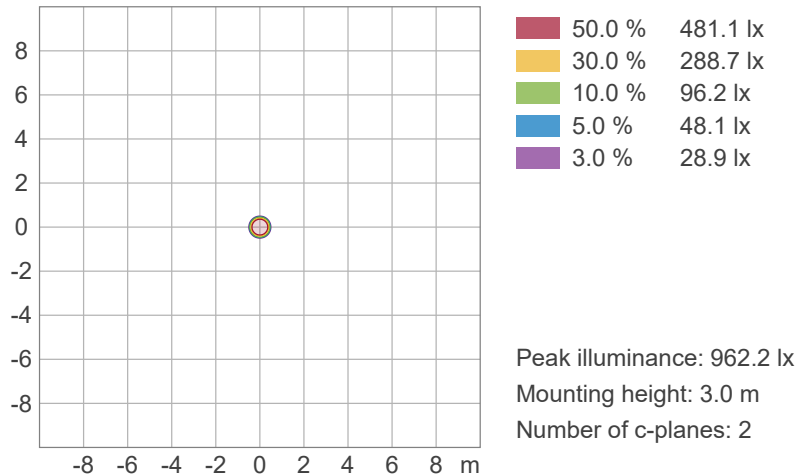


## ISO Diagrams

### ISO Candela Diagram



### ISO Lux Diagram

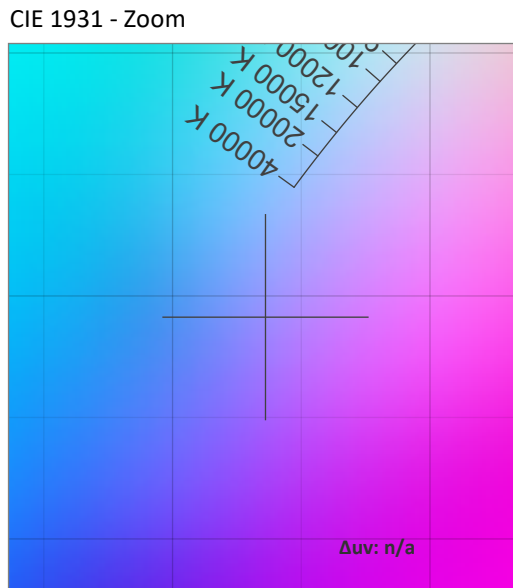
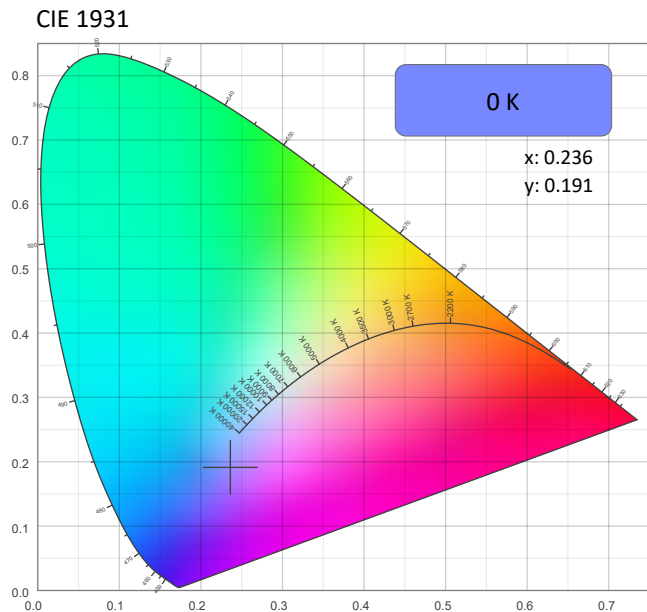




# Photometric & Chromaticity Report

COLORado PXL Curve 12: 50% Zoom - Single Pixel - Full Power

## Chromaticity



CRI: 0.0 (R1-R8)

0	0	0	0	0	0	0	0	0	0	0	0	0	0	0
R1	R2	R3	R4	R5	R6	R7	R8	R9	R10	R11	R12	R13	R14	R15

CQS: 0.0

0	0	0	0	0	0	0	0	0	0	0	0	0	0	0
Q1	Q2	Q3	Q4	Q5	Q6	Q7	Q8	Q9	Q10	Q11	Q12	Q13	Q14	Q15

Color Parameters

Color Temperature	Color Coordinate CIE 1931	Color Coordinate CIE 1931
CCT	x	y
0 K	0.236	0.191

Color Deviation from Black Body Curve	Color Coordinate CIE 1964	Color Coordinate CIE 1964
$\Delta uv$	y	u
n/a	0.191	0.196

Color Rendering Index	Red Component	Color Quality Scale
CRI	CRI - R9	CQS
0.0	0.0	0.0

Television Lighting Consistency Index	Color Fidelity	Color Gamut
TLCI	TM30 - Rf	TM30 Rg
n/a	0.0	0.0



# Photometric & Chromaticity Report


COLORado PXL Curve 12: 50% Zoom - Single Pixel - Full Power

## TM-30 Details


**Rf 0.0**  
Fidelity Index  
(Rg)

**Rg 0.0**  
Gammut Index (Rg)

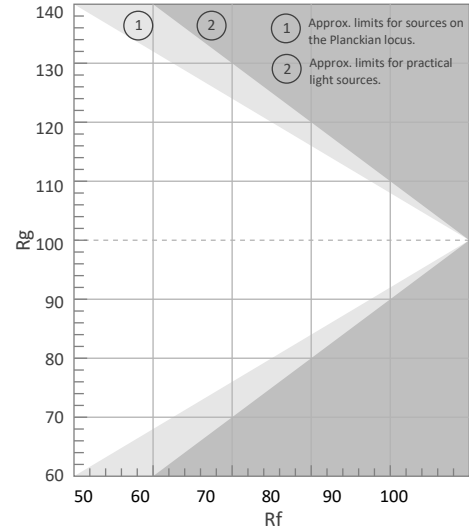
Color Vector Graphic




Color Distortion Graphic




Hue Bin	R <sub>f</sub>	Graphic shifts (%)	
		Chroma	Hue
1	0	0%	0%
2	0	0%	0%
3	0	0%	0%
4	0	0%	0%
5	0	0%	0%
6	0	0%	0%
7	0	0%	0%
8	0	0%	0%
9	0	0%	0%
10	0	0%	0%
11	0	0%	0%
12	0	0%	0%
13	0	0%	0%
14	0	0%	0%
15	0	0%	0%
16	0	0%	0%



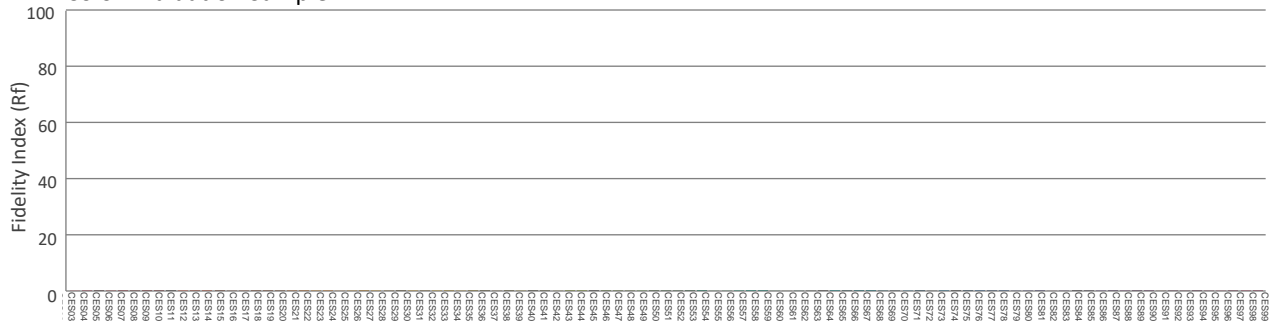
Rf by Hue



Local Chroma Shift by Hue



Color Evaluation Sample



# Photometric & Chromaticity Report

COLORado PXL Curve 12: 50% Zoom - Single Pixel - Full Power - Calibration On

## Report Summary

### Measurements

Fixture Output: 443 lm  
Fixture Peak: 8117 cd  
Fixture Efficacy: n/a lm/W  
Intensity @ 5m: 324 lux  
Color Temperature: 6380 K  
CRI: 67.6    CRI R9 Value: -85.3  
CQS: 82.7  
TLCI: 49  
TM-30 Rf: 78.8  
TM-30 Rg: 117.7  
Beam Angle (50%): 13.8°  
Field Angle (10%): 17.1°  
Cutoff Angle (3%): 18.3°

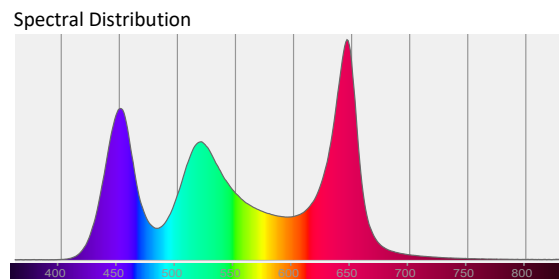
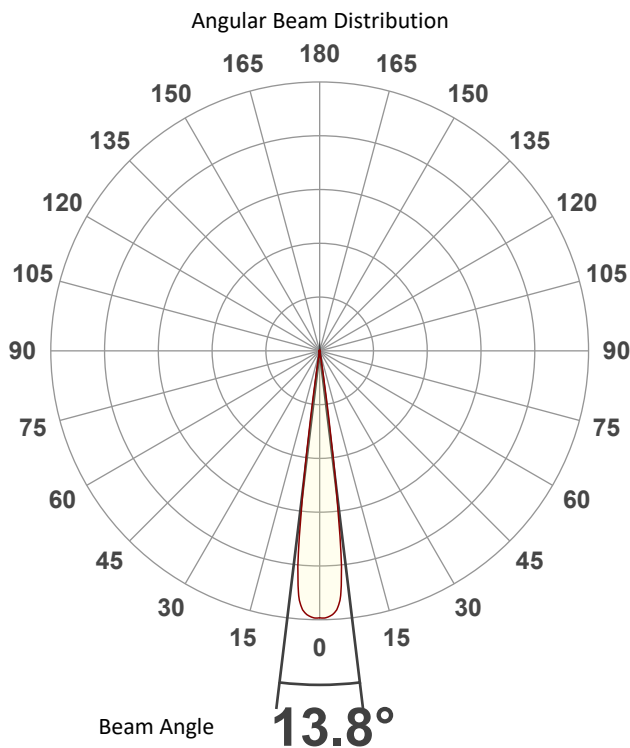


### Conditions

AC Supply: 120 V, 60 Hz  
Power: n/a W  
Current: 0.000 A  
Power Factor: n/a

This data sheet conforms to American National Standard E1.9 – 2007 (R2017). All data was measured and calculated by a Viso Systems LabSpion Goniometer at the Chauvet PD Optics Laboratory in Sunrise, FL on 4/25/2023 to LM-63-2002 Standards.

## Overall Measurement



Tested Color (CIE 1931):

X: 0.316

Y: 0.319

Light Quality

CRI: 67.6

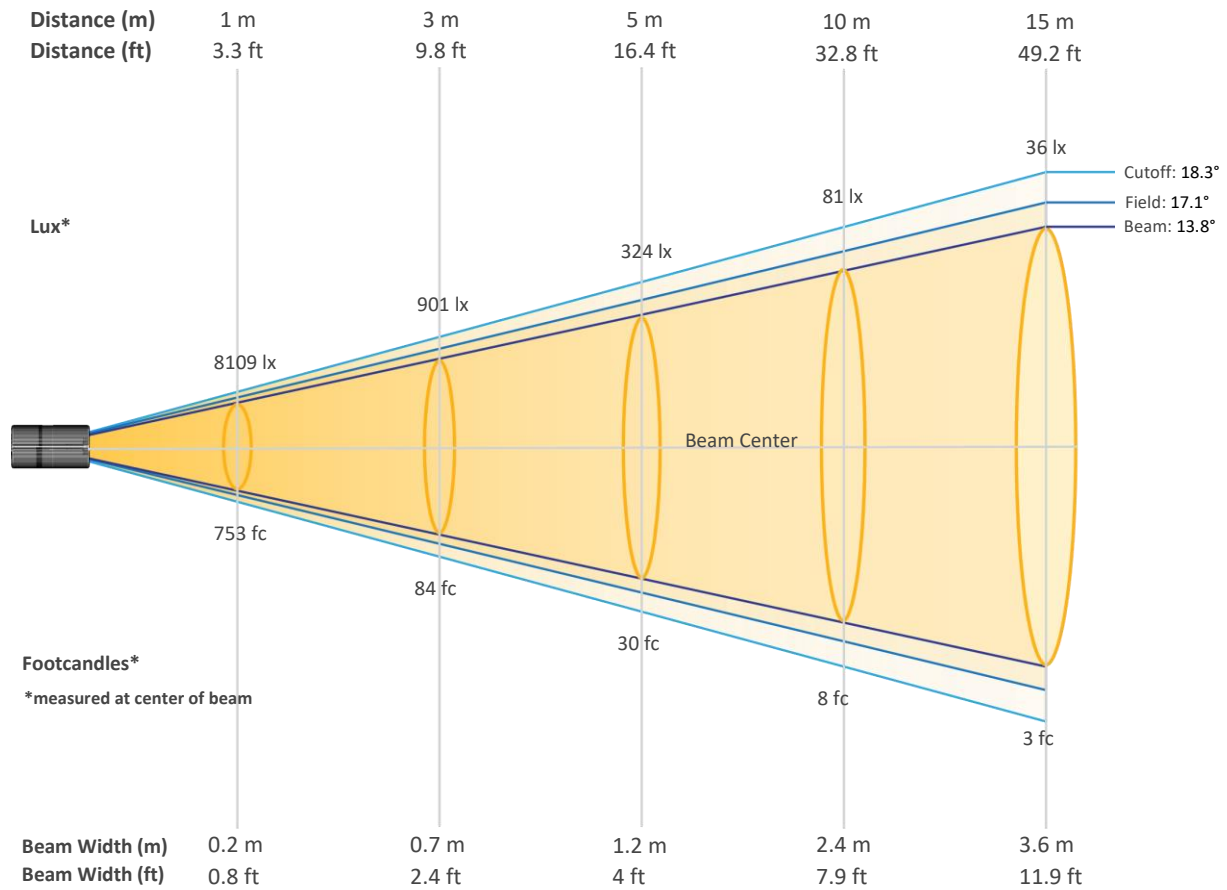
Color Temperature

6380 K

# Photometric & Chromaticity Report

COLORado PXL Curve 12: 50% Zoom - Single Pixel - Full Power - Calibration On

## Beam Details

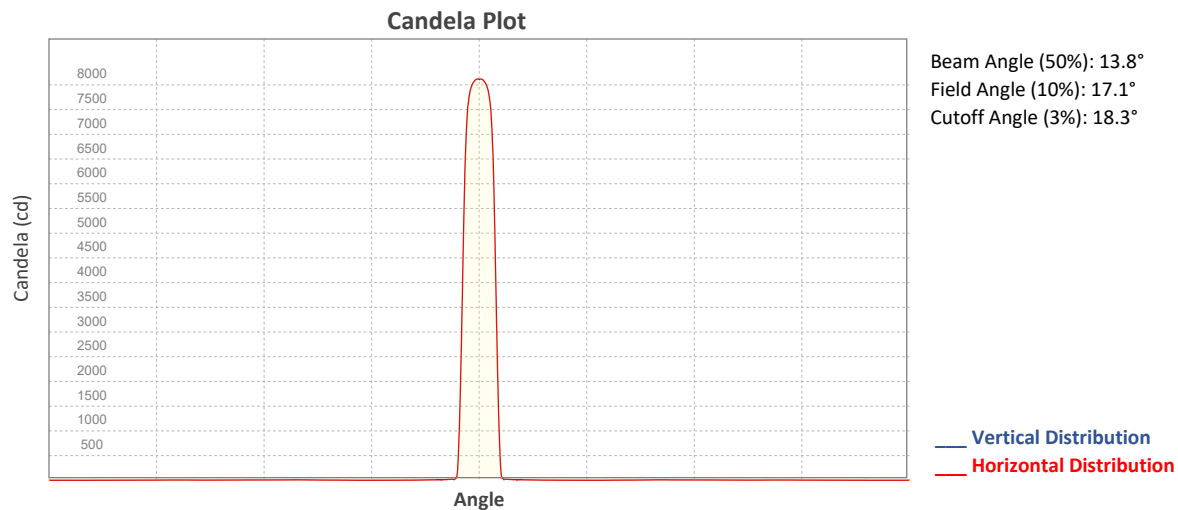


### Beam Intensities from 1-20m (3.3-65.6ft)

Distance	1m	2m	3m	4m	5m	6m	7m	8m	9m	10m
Lux	8109	2027	901	507	324	225	165	127	100	81
Distance	11m	12m	13m	14m	15m	16m	17m	18m	19m	20m
Lux	67	56	48	41	36	32	28	25	22	20
Distance	3.3ft	6.6ft	9.8ft	13.1ft	16.4ft	19.7ft	23ft	26.2ft	29.5ft	32.8ft
FC	753	188	84	47	30	21	15	12	9	8
Distance	36.1ft	39.4ft	42.7ft	45.9ft	49.2ft	52.5ft	55.8ft	59.1ft	62.3ft	65.6ft
FC	6	5	4	4	3	3	3	2	2	2

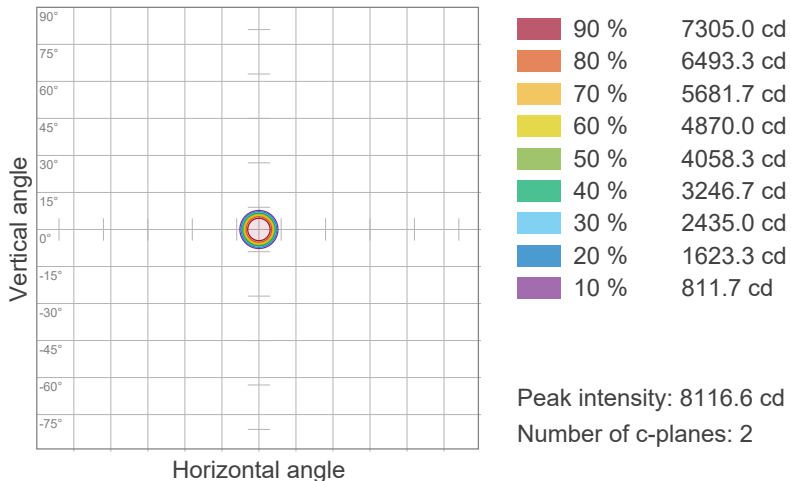
# Photometric & Chromaticity Report

COLORado PXL Curve 12: 50% Zoom - Single Pixel - Full Power - Calibration On

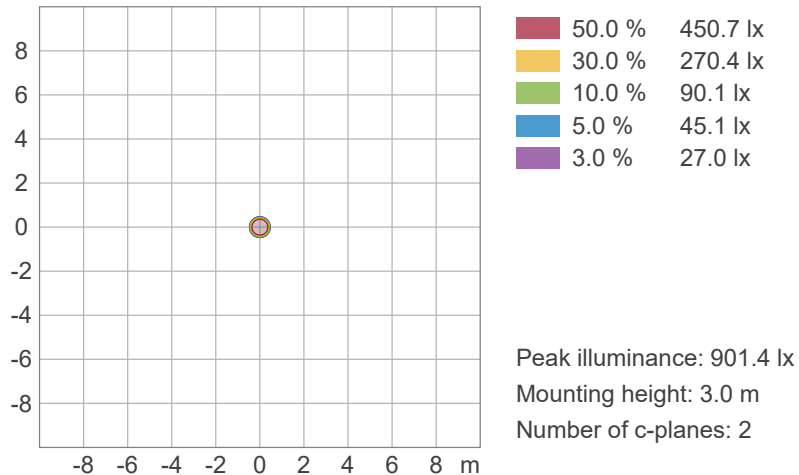


## ISO Diagrams

### ISO Candela Diagram



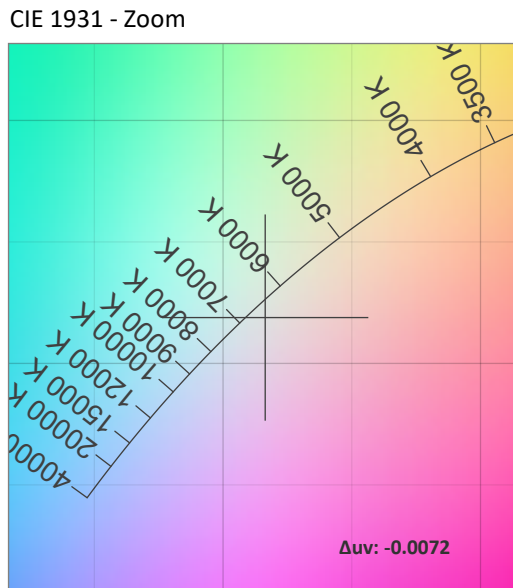
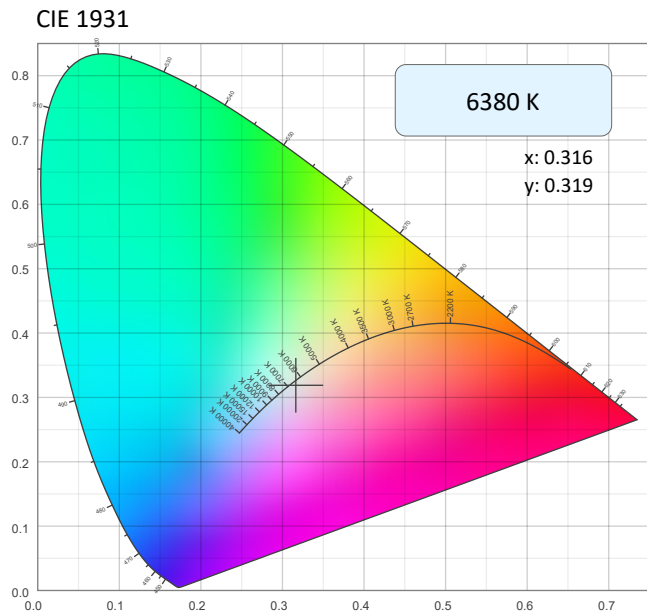
### ISO Lux Diagram



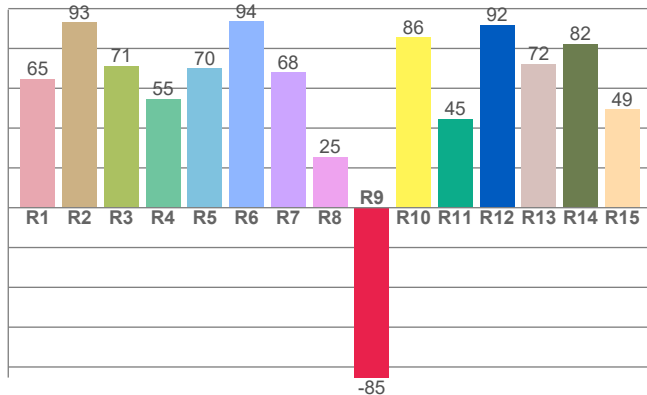
# Photometric & Chromaticity Report

COLORado PXL Curve 12: 50% Zoom - Single Pixel - Full Power - Calibration On

## Chromaticity



CRI: 67.6 (R1-R8)

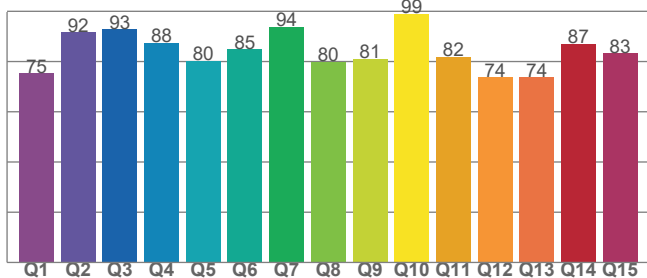


Color Parameters

Color Temperature	Color Coordinate CIE 1931	Color Coordinate CIE 1931
CCT	x	y
6380 K	0.316	0.319

Color Deviation from Black Body Curve	Color Coordinate CIE 1964	Color Coordinate CIE 1964
Δuv	y	u
-0.0072	0.319	0.204

CQS: 82.7



Color Rendering Index	Red Component	Color Quality Scale
CRI	CRI - R9	CQS
67.6	-85.3	82.7

Television Lighting Consistency Index	Color Fidelity	Color Gamut
TLCI	TM30 - Rf	TM30 Rg
49	78.8	117.7

# Photometric & Chromaticity Report

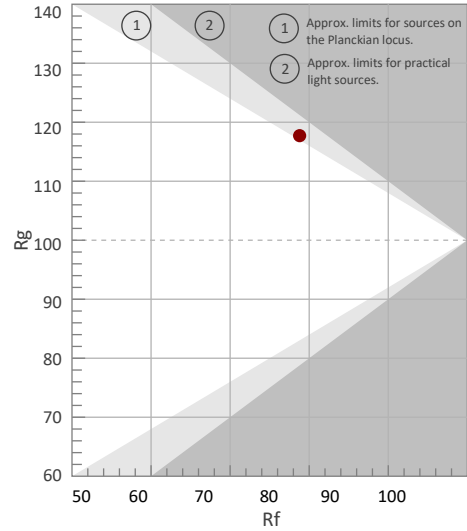
COLORado PXL Curve 12: 50% Zoom - Single Pixel - Full Power - Calibration On

## TM-30 Details

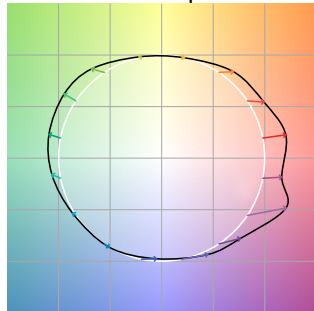
**Rf 78.8**  
Fidelity Index (Rg)

**Rg 117.7**  
Gammut Index (Rg)

Hue Bin	R <sub>f</sub>	Graphic shifts (%)	
		Chroma	Hue
1	59	23%	-1%
2	75	13%	-10%
3	75	8%	-11%
4	92	0%	-3%
5	90	1%	2%
6	81	10%	8%
7	80	13%	1%
8	80	12%	-1%
9	89	7%	-5%
10	89	1%	-3%
11	89	0%	6%
12	79	-3%	14%
13	71	0%	26%
14	67	7%	20%
15	60	27%	27%
16	69	18%	5%



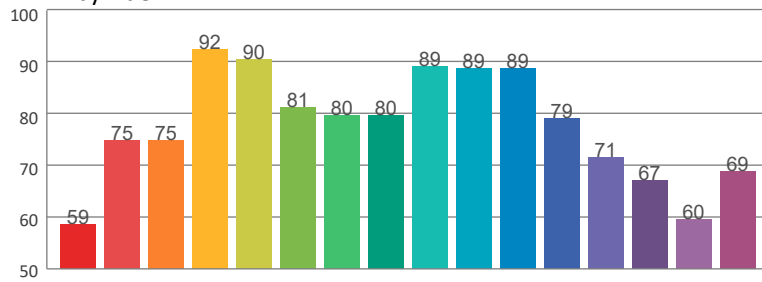
Color Vector Graphic



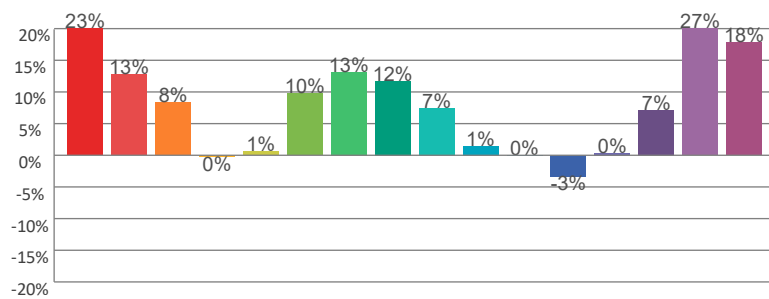
Color Distortion Graphic



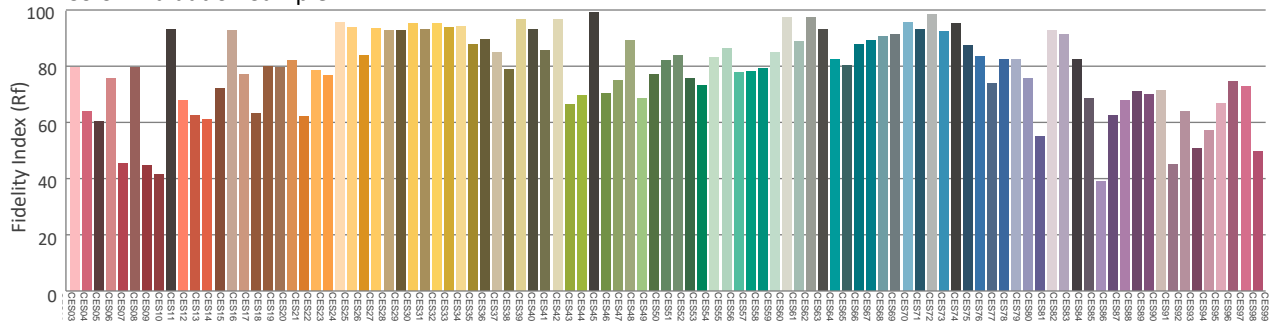
R<sub>f</sub> by Hue



Local Chroma Shift by Hue



Color Evaluation Sample



# Photometric & Chromaticity Report

COLORado PXL Curve 12: 50% Zoom - Single Pixel - Red Only

## Report Summary

### Measurements

Fixture Output: 112 lm  
Fixture Peak: 1681 cd  
Fixture Efficacy: n/a lm/W  
Intensity @ 5m: 67 lux  
Color Temperature: 0 K  
CRI: 0.0      CRI R9 Value: 0.0  
CQS: 0.0  
TLCI: n/a  
TM-30 Rf: 0.0  
TM-30 Rg: 0.0  
Beam Angle (50%): 13.7°  
Field Angle (10%): 17.3°  
Cutoff Angle (3%): 18.5°

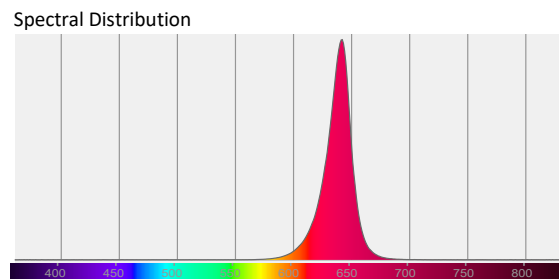
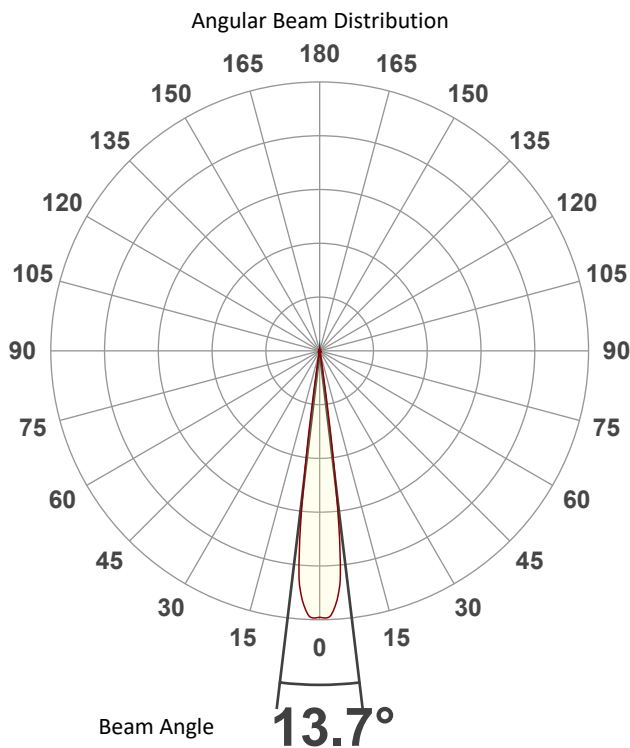


### Conditions

AC Supply: 120 V, 60 Hz  
Power: n/a W  
Current: 0.000 A  
Power Factor: n/a

This data sheet conforms to American National Standard E1.9 – 2007 (R2017). All data was measured and calculated by a Viso Systems LabSpion Goniometer at the Chauvet PD Optics Laboratory in Sunrise, FL on 4/25/2023 to LM-63-2002 Standards.

## Overall Measurement



Tested Color (CIE 1931):

X: 0.701

Y: 0.298



Light Quality

CRI: 0.0

Color Temperature

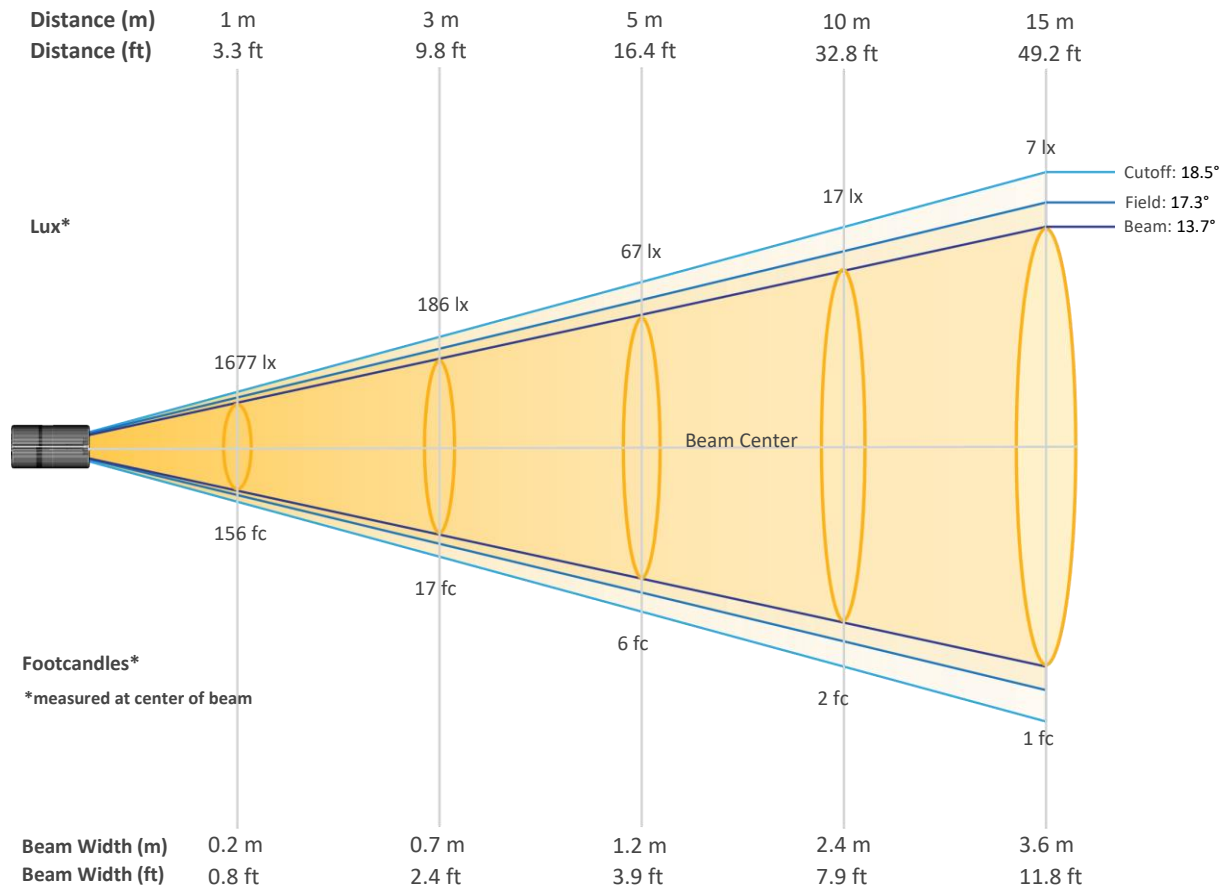
0 K



# Photometric & Chromaticity Report

COLORado PXL Curve 12: 50% Zoom - Single Pixel - Red Only

## Beam Details

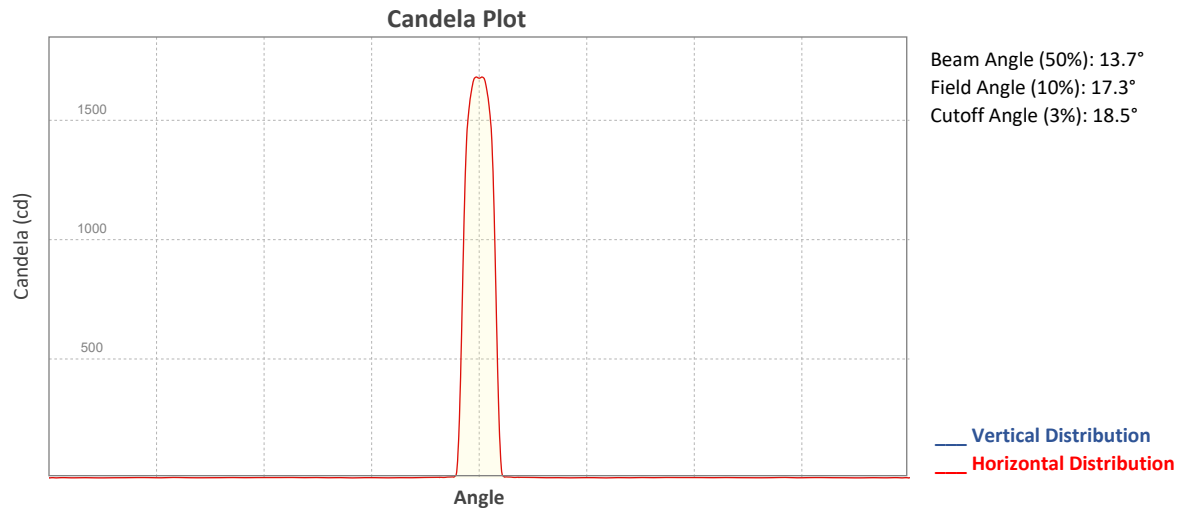


### Beam Intensities from 1-20m (3.3-65.6ft)

Distance	1m	2m	3m	4m	5m	6m	7m	8m	9m	10m
Lux	1677	419	186	105	67	47	34	26	21	17
Distance	11m	12m	13m	14m	15m	16m	17m	18m	19m	20m
Lux	14	12	10	9	7	7	6	5	5	4
Distance	3.3ft	6.6ft	9.8ft	13.1ft	16.4ft	19.7ft	23ft	26.2ft	29.5ft	32.8ft
FC	156	39	17	10	6	4	3	2	2	2
Distance	36.1ft	39.4ft	42.7ft	45.9ft	49.2ft	52.5ft	55.8ft	59.1ft	62.3ft	65.6ft
FC	1	1	1	1	1	1	1	0	0	0

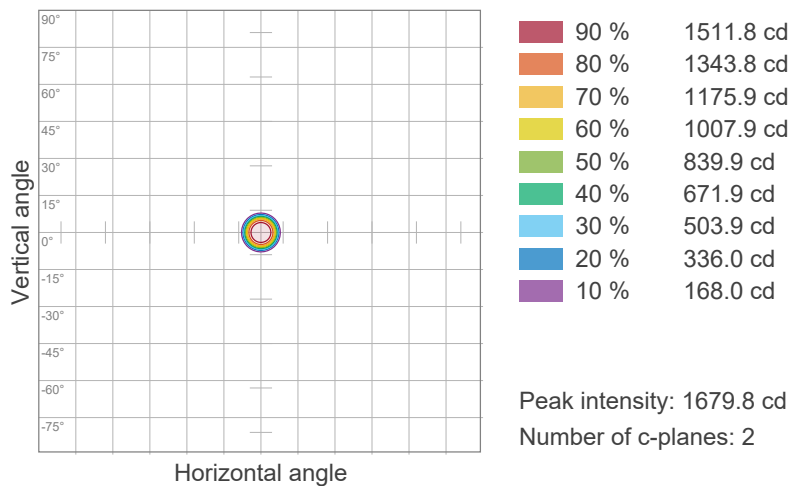
# Photometric & Chromaticity Report

COLORado PXL Curve 12: 50% Zoom - Single Pixel - Red Only

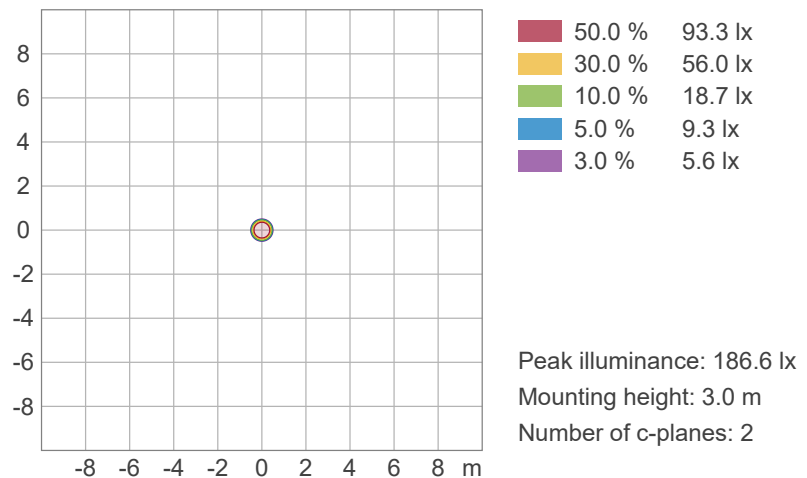


## ISO Diagrams

### ISO Candela Diagram



### ISO Lux Diagram





# Photometric & Chromaticity Report

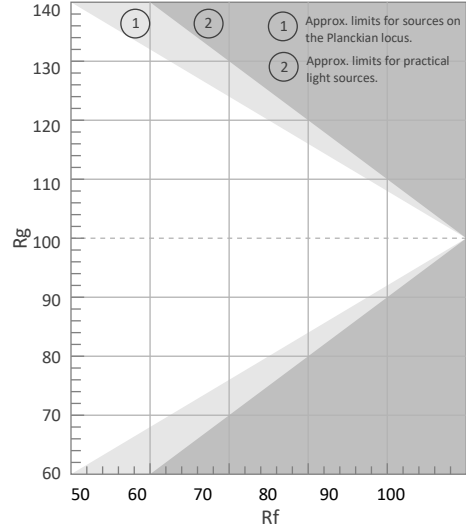
COLORado PXL Curve 12: 50% Zoom - Single Pixel - Red Only

## TM-30 Details


**Rf 0.0**  
Fidelity Index (Rg)

**Rg 0.0**  
Gammut Index (Rg)


Hue Bin	R <sub>f</sub>	Graphic shifts (%)	
		Chroma	Hue
1	0	0%	0%
2	0	0%	0%
3	0	0%	0%
4	0	0%	0%
5	0	0%	0%
6	0	0%	0%
7	0	0%	0%
8	0	0%	0%
9	0	0%	0%
10	0	0%	0%
11	0	0%	0%
12	0	0%	0%
13	0	0%	0%
14	0	0%	0%
15	0	0%	0%
16	0	0%	0%




Color Vector Graphic




Color Distortion Graphic



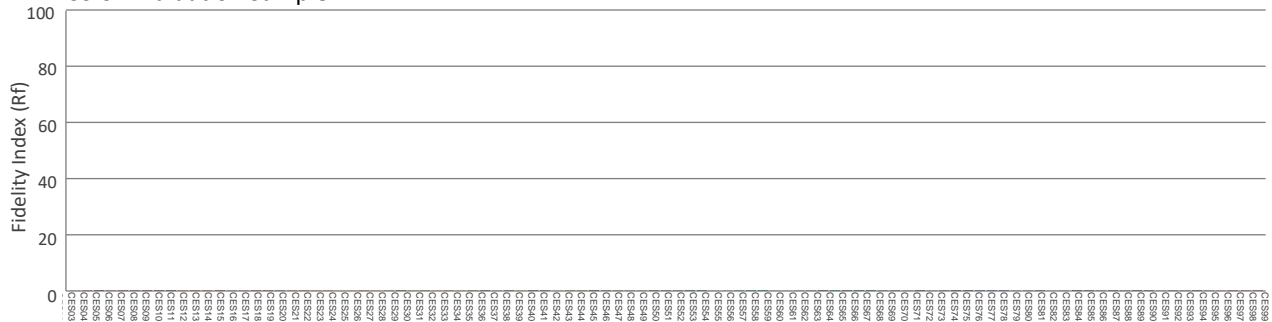
R<sub>f</sub> by Hue



Local Chroma Shift by Hue



Color Evaluation Sample



# Photometric & Chromaticity Report

COLORado PXL Curve 12: 50% Zoom - Single Pixel - Red Only - Calibration On

## Report Summary

### Measurements

Fixture Output: 95.2 lm  
Fixture Peak: 1560 cd  
Fixture Efficacy: n/a lm/W  
Intensity @ 5m: 62 lux  
Color Temperature: 0 K  
CRI: 0.0      CRI R9 Value: 0.0  
CQS: 0.0  
TLCI: n/a  
TM-30 Rf: 0.0  
TM-30 Rg: 0.0  
Beam Angle (50%): 13.7°  
Field Angle (10%): 17.2°  
Cutoff Angle (3%): 18.6°

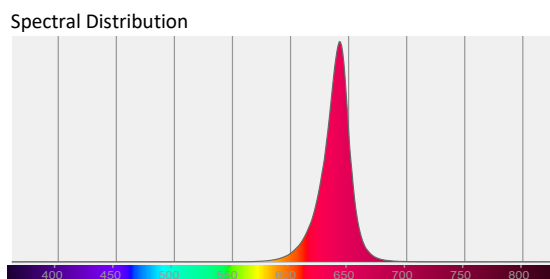
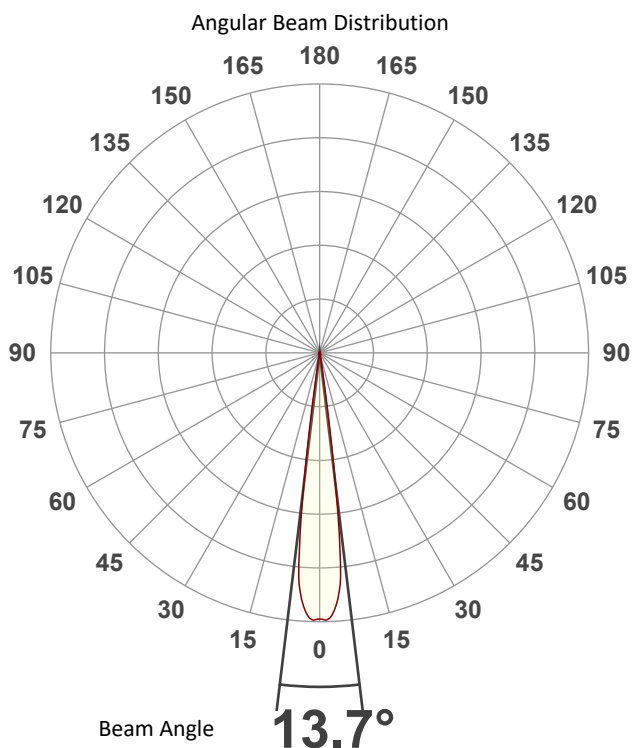


### Conditions

AC Supply: 120 V, 60 Hz  
Power: n/a W  
Current: 0.000 A  
Power Factor: n/a

This data sheet conforms to American National Standard E1.9 – 2007 (R2017). All data was measured and calculated by a Viso Systems LabSpion Goniometer at the Chauvet PD Optics Laboratory in Sunrise, FL on 4/25/2023 to LM-63-2002 Standards.

## Overall Measurement



Tested Color (CIE 1931):

X: 0.702

Y: 0.298



Light Quality

CRI: 0.0

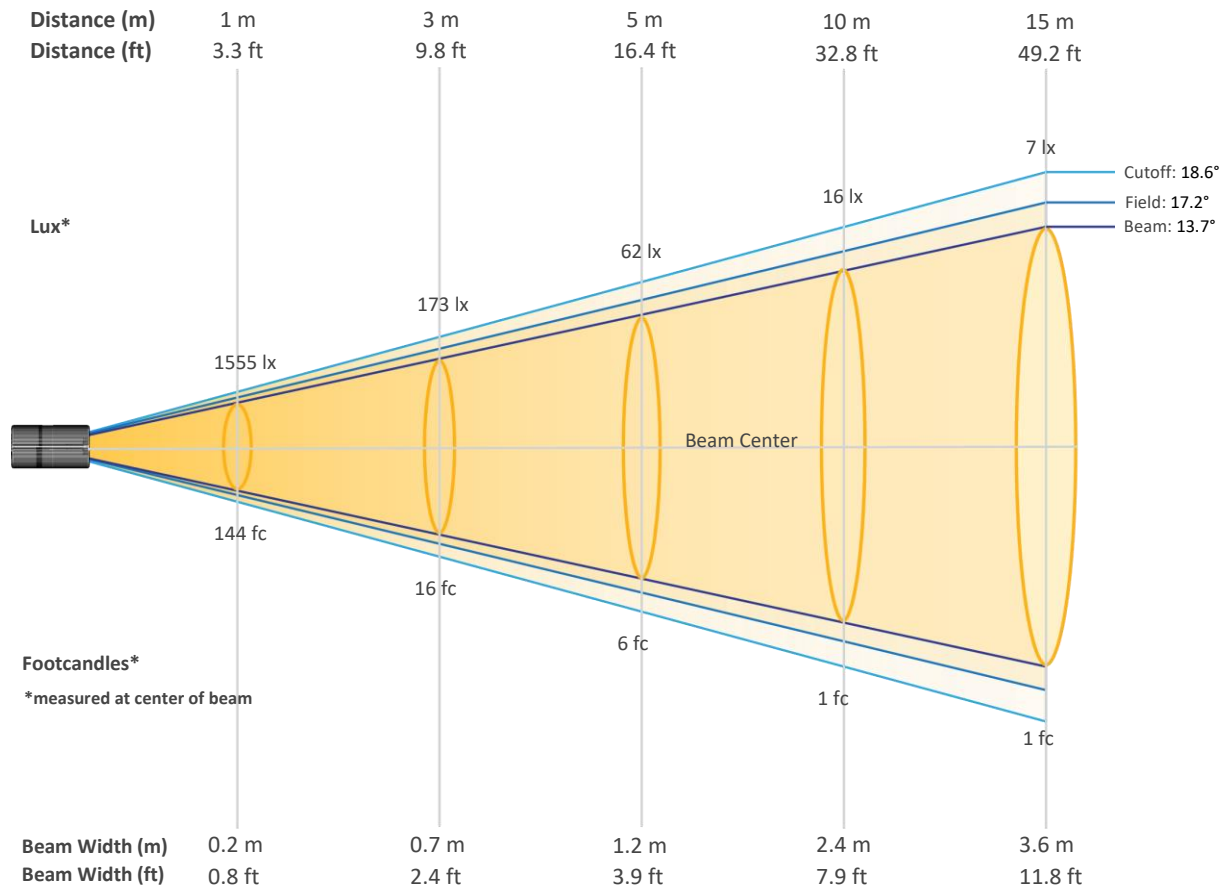
Color Temperature

0 K

# Photometric & Chromaticity Report

COLORado PXL Curve 12: 50% Zoom - Single Pixel - Red Only - Calibration On

## Beam Details

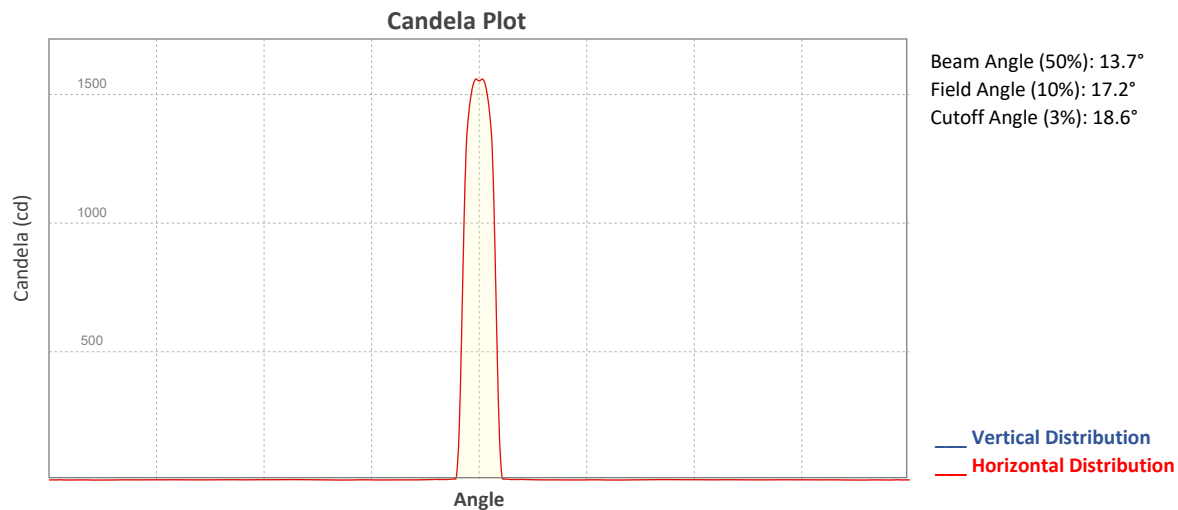


### Beam Intensities from 1-20m (3.3-65.6ft)

Distance	1m	2m	3m	4m	5m	6m	7m	8m	9m	10m
Lux	1555	389	173	97	62	43	32	24	19	16
Distance	11m	12m	13m	14m	15m	16m	17m	18m	19m	20m
Lux	13	11	9	8	7	6	5	5	4	4
Distance	3.3ft	6.6ft	9.8ft	13.1ft	16.4ft	19.7ft	23ft	26.2ft	29.5ft	32.8ft
FC	144	36	16	9	6	4	3	2	2	1
Distance	36.1ft	39.4ft	42.7ft	45.9ft	49.2ft	52.5ft	55.8ft	59.1ft	62.3ft	65.6ft
FC	1	1	1	1	1	1	0	0	0	0

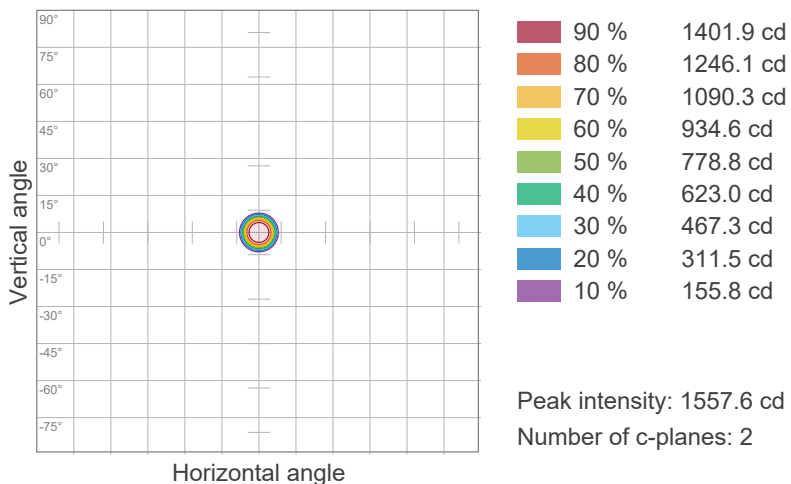
# Photometric & Chromaticity Report

COLORado PXL Curve 12: 50% Zoom - Single Pixel - Red Only - Calibration On

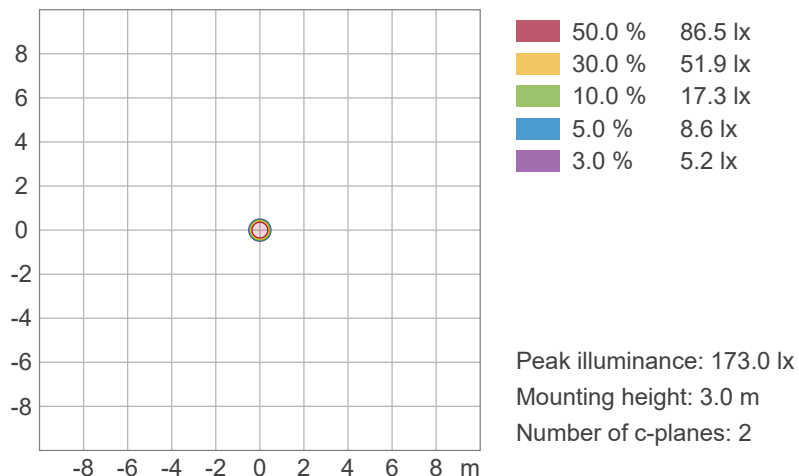


## ISO Diagrams

### ISO Candela Diagram



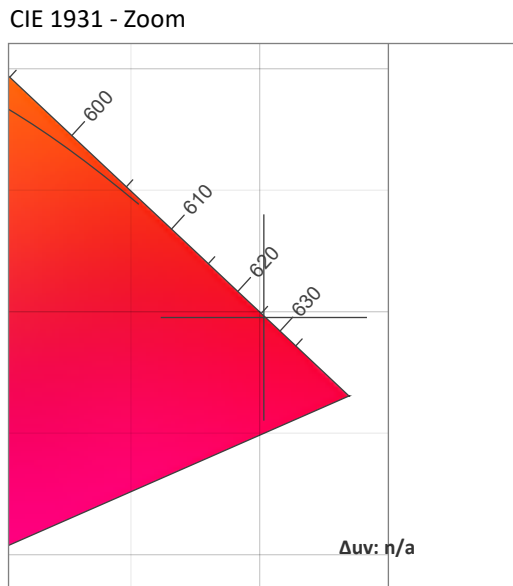
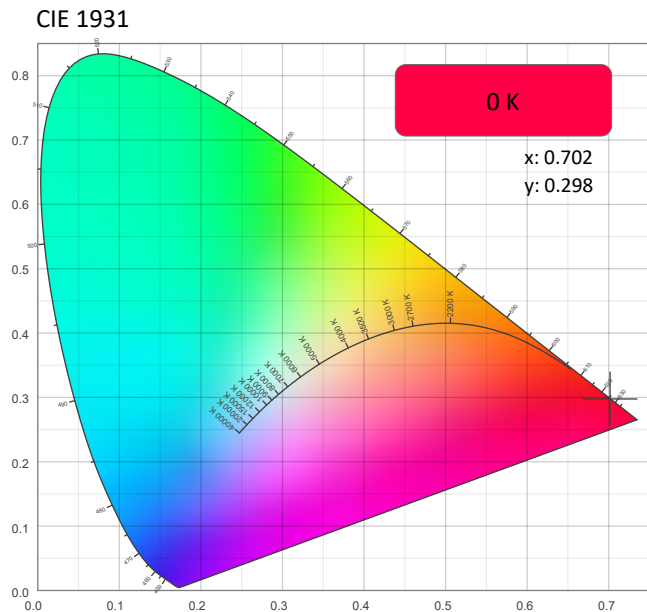
### ISO Lux Diagram



# Photometric & Chromaticity Report

COLORado PXL Curve 12: 50% Zoom - Single Pixel - Red Only - Calibration On

## Chromaticity



CRI: 0.0 (R1-R8)

0	0	0	0	0	0	0	0	0	0	0	0	0	0	0	0
R1	R2	R3	R4	R5	R6	R7	R8	R9	R10	R11	R12	R13	R14	R15	

CQS: 0.0

0	0	0	0	0	0	0	0	0	0	0	0	0	0	0	0
Q1	Q2	Q3	Q4	Q5	Q6	Q7	Q8	Q9	Q10	Q11	Q12	Q13	Q14	Q15	

Color Parameters

Color Temperature	Color Coordinate CIE 1931	Color Coordinate CIE 1931
CCT	x	y
0 K	0.702	0.298

Color Deviation from Black Body Curve	Color Coordinate CIE 1964	Color Coordinate CIE 1964
Δuv	y	u
n/a	0.298	0.543

Color Rendering Index	Red Component	Color Quality Scale
CRI	CRI - R9	CQS
0.0	0.0	0.0

Television Lighting Consistency Index	Color Fidelity	Color Gamut
TLCI	TM30 - Rf	TM30 Rg
n/a	0.0	0.0





# Photometric & Chromaticity Report

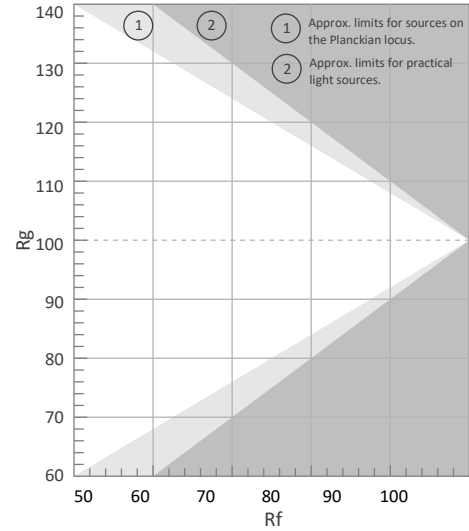
COLORado PXL Curve 12: 50% Zoom - Single Pixel - Red Only - Calibration On

## TM-30 Details


**Rf 0.0**  
Fidelity Index (Rg)

**Rg 0.0**  
Gammut Index (Rg)


Hue Bin	R <sub>f</sub>	Graphic shifts (%)	
		Chroma	Hue
1	0	0%	0%
2	0	0%	0%
3	0	0%	0%
4	0	0%	0%
5	0	0%	0%
6	0	0%	0%
7	0	0%	0%
8	0	0%	0%
9	0	0%	0%
10	0	0%	0%
11	0	0%	0%
12	0	0%	0%
13	0	0%	0%
14	0	0%	0%
15	0	0%	0%
16	0	0%	0%



Color Vector Graphic



Color Distortion Graphic



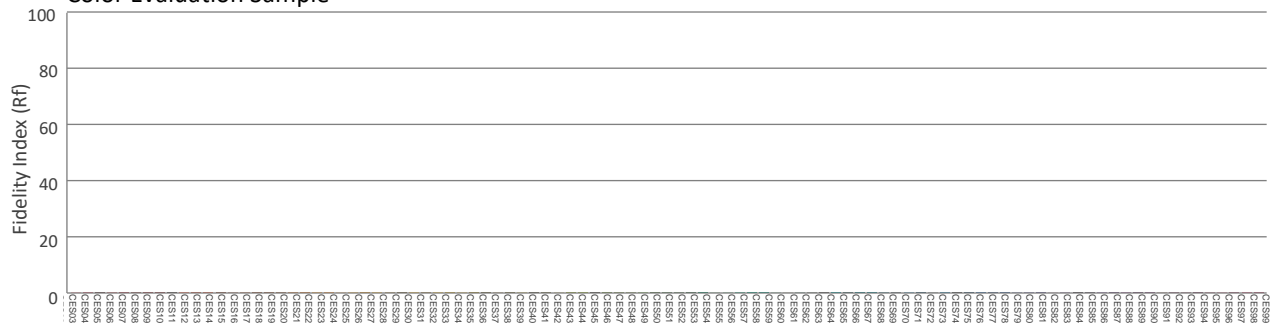
R<sub>f</sub> by Hue



Local Chroma Shift by Hue



Color Evaluation Sample



# Photometric & Chromaticity Report

COLORado PXL Curve 12: 50% Zoom - Single Pixel - Green Only

## Report Summary

### Measurements

Fixture Output: 168 lm  
Fixture Peak: 2979 cd  
Fixture Efficacy: n/a lm/W  
Intensity @ 5m: 119 lux  
Color Temperature: 0 K  
CRI: 0.0      CRI R9 Value: 0.0  
CQS: 0.0  
TLCI: n/a  
TM-30 Rf: 0.0  
TM-30 Rg: 0.0  
Beam Angle (50%): 13.4°  
Field Angle (10%): 16.7°  
Cutoff Angle (3%): 18.5°

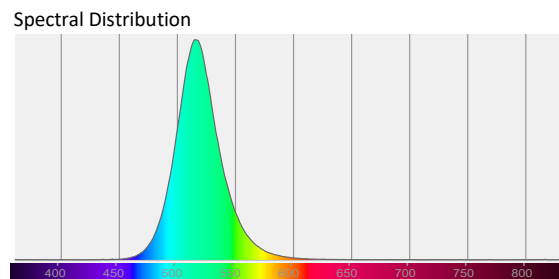
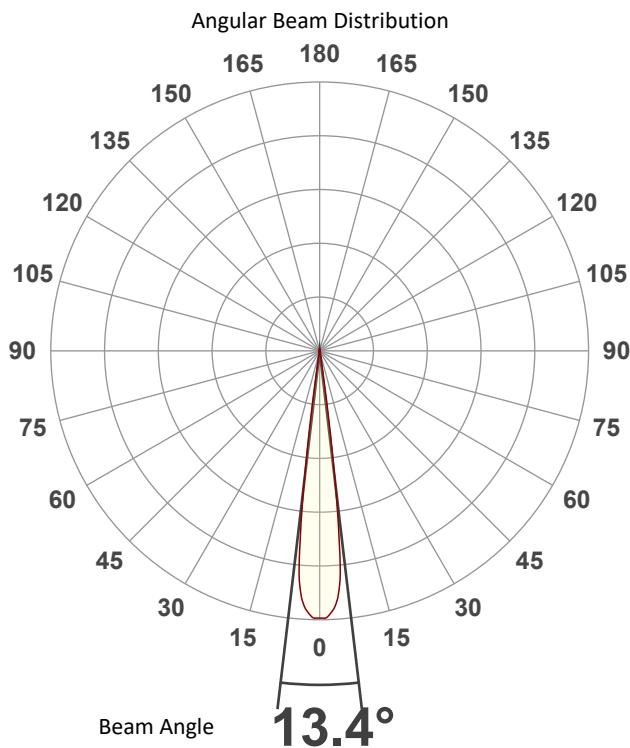


### Conditions

AC Supply: 120 V, 60 Hz  
Power: n/a W  
Current: 0.000 A  
Power Factor: n/a

This data sheet conforms to American National Standard E1.9 – 2007 (R2017). All data was measured and calculated by a Viso Systems LabSpion Goniometer at the Chauvet PD Optics Laboratory in Sunrise, FL on 4/25/2023 to LM-63-2002 Standards.

## Overall Measurement



Tested Color (CIE 1931):

X: 0.145

Y: 0.682



Light Quality

CRI: 0.0

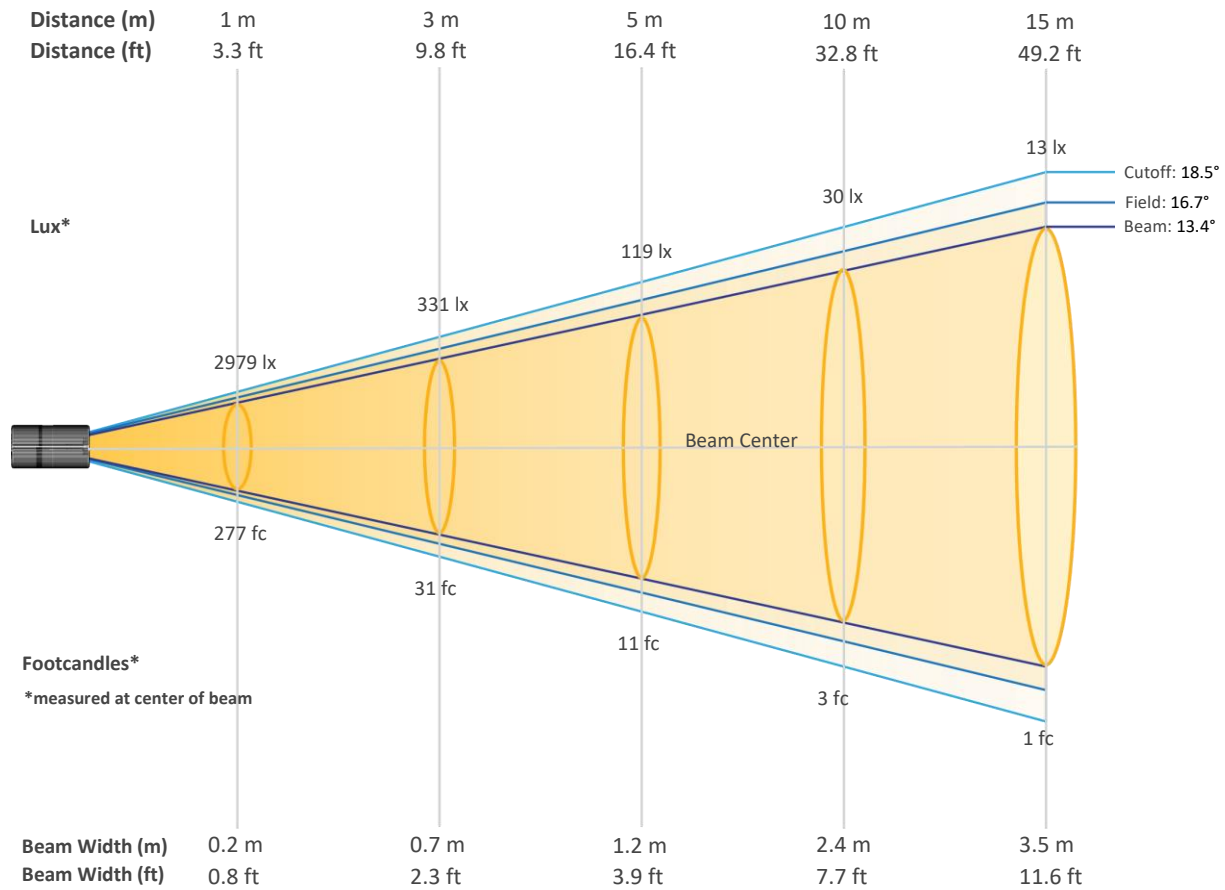
Color Temperature

0 K

# Photometric & Chromaticity Report

COLORado PXL Curve 12: 50% Zoom - Single Pixel - Green Only

## Beam Details

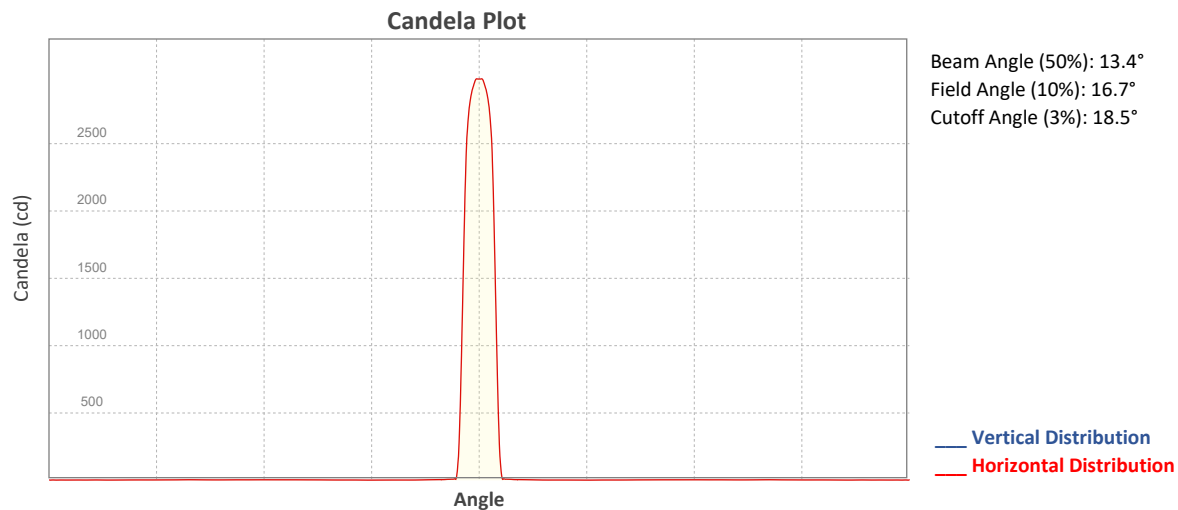


### Beam Intensities from 1-20m (3.3-65.6ft)

Distance	1m	2m	3m	4m	5m	6m	7m	8m	9m	10m
Lux	2979	745	331	186	119	83	61	47	37	30
Distance	11m	12m	13m	14m	15m	16m	17m	18m	19m	20m
Lux	25	21	18	15	13	12	10	9	8	7
Distance	3.3ft	6.6ft	9.8ft	13.1ft	16.4ft	19.7ft	23ft	26.2ft	29.5ft	32.8ft
FC	277	69	31	17	11	8	6	4	3	3
Distance	36.1ft	39.4ft	42.7ft	45.9ft	49.2ft	52.5ft	55.8ft	59.1ft	62.3ft	65.6ft
FC	2	2	2	1	1	1	1	1	1	1

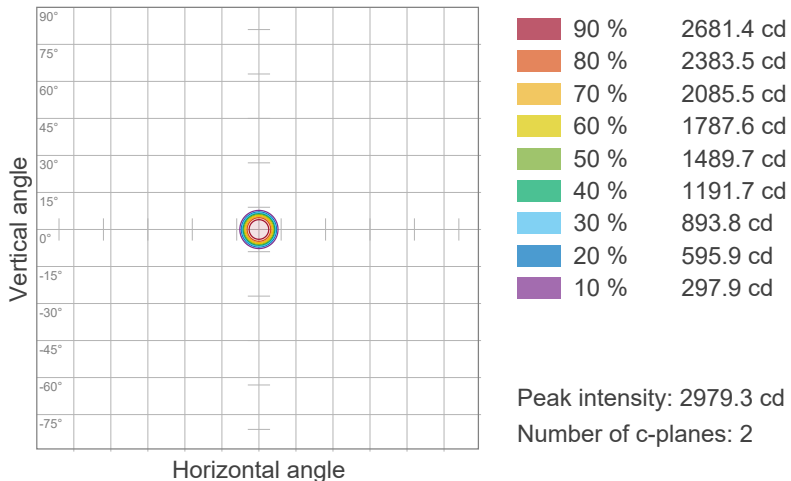
# Photometric & Chromaticity Report

COLORado PXL Curve 12: 50% Zoom - Single Pixel - Green Only

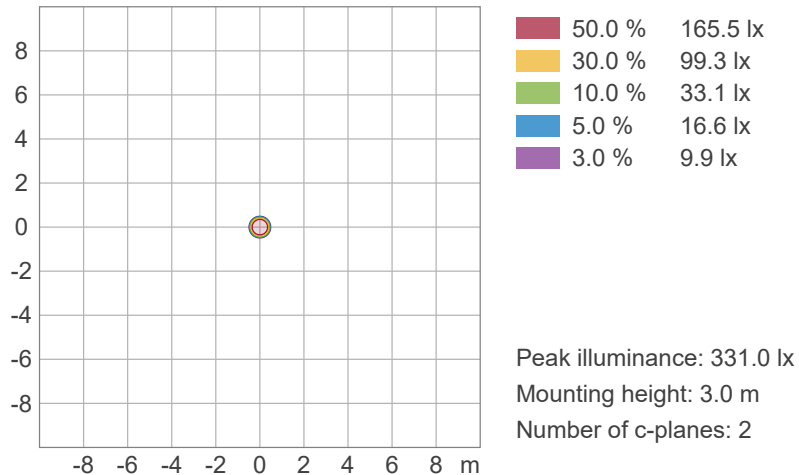


## ISO Diagrams

### ISO Candela Diagram



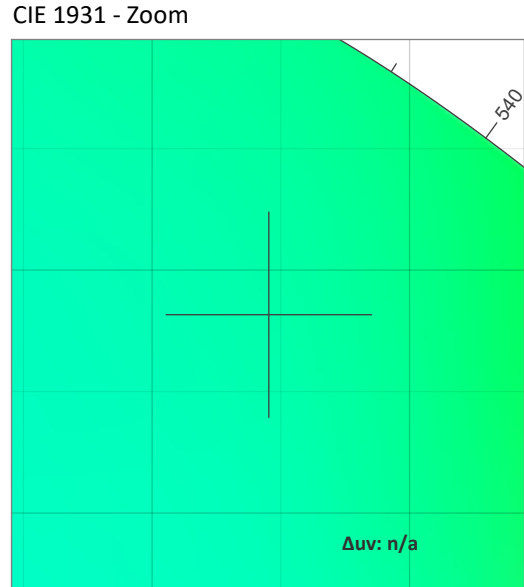
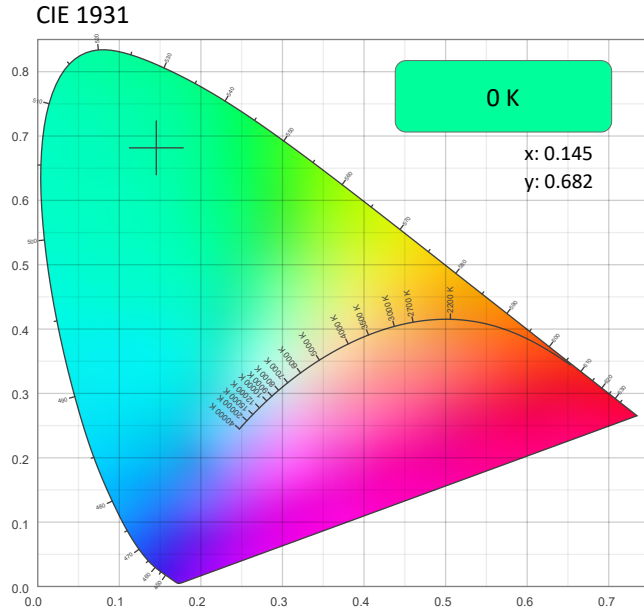
### ISO Lux Diagram



# Photometric & Chromaticity Report

COLORado PXL Curve 12: 50% Zoom - Single Pixel - Green Only

## Chromaticity



CRI: 0.0 (R1-R8)

0	0	0	0	0	0	0	0	0	0	0	0	0	0	0
R1	R2	R3	R4	R5	R6	R7	R8	R9	R10	R11	R12	R13	R14	R15

CQS: 0.0

0	0	0	0	0	0	0	0	0	0	0	0	0	0	0
Q1	Q2	Q3	Q4	Q5	Q6	Q7	Q8	Q9	Q10	Q11	Q12	Q13	Q14	Q15

Color Parameters

Color Temperature	Color Coordinate CIE 1931	Color Coordinate CIE 1931
CCT	x	y
0 K	0.145	0.682

Color Deviation from Black Body Curve	Color Coordinate CIE 1964	Color Coordinate CIE 1964
Δuv	y	u
n/a	0.682	0.053

Color Rendering Index	Red Component	Color Quality Scale
CRI	CRI - R9	CQS
0.0	0.0	0.0

Television Lighting Consistency Index	Color Fidelity	Color Gamut
TLCI	TM30 - Rf	TM30 Rg
n/a	0.0	0.0

# Photometric & Chromaticity Report

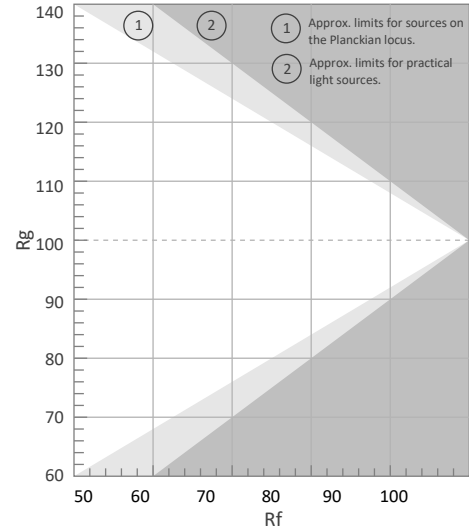
COLORado PXL Curve 12: 50% Zoom - Single Pixel - Green Only

## TM-30 Details


**Rf 0.0**  
Fidelity Index  
(Rg)

**Rg 0.0**  
Gammut Index (Rg)


Hue Bin	R <sub>f</sub>	Graphic shifts (%)	
		Chroma	Hue
1	0	0%	0%
2	0	0%	0%
3	0	0%	0%
4	0	0%	0%
5	0	0%	0%
6	0	0%	0%
7	0	0%	0%
8	0	0%	0%
9	0	0%	0%
10	0	0%	0%
11	0	0%	0%
12	0	0%	0%
13	0	0%	0%
14	0	0%	0%
15	0	0%	0%
16	0	0%	0%



Color Vector Graphic




Color Distortion Graphic



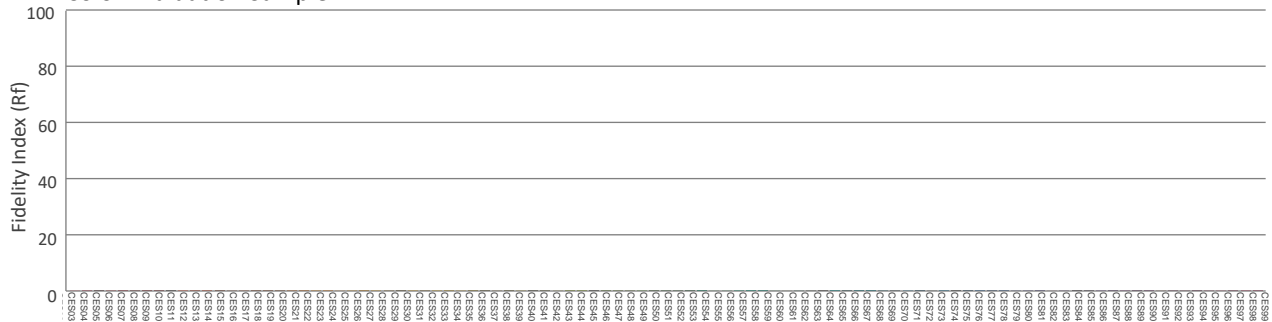
R<sub>f</sub> by Hue



Local Chroma Shift by Hue



Color Evaluation Sample



# Photometric & Chromaticity Report

COLORado PXL Curve 12: 50% Zoom - Single Pixel - Green Only - Calibration On

## Report Summary

### Measurements

Fixture Output: 160 lm  
Fixture Peak: 2933 cd  
Fixture Efficacy: n/a lm/W  
Intensity @ 5m: 117 lux  
Color Temperature: 0 K  
CRI: 0.0      CRI R9 Value: 0.0  
CQS: 0.0  
TLCI: n/a  
TM-30 Rf: 0.0  
TM-30 Rg: 0.0  
Beam Angle (50%): 13.5°  
Field Angle (10%): 17°  
Cutoff Angle (3%): 18.2°

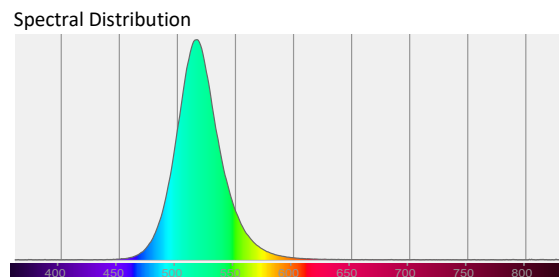
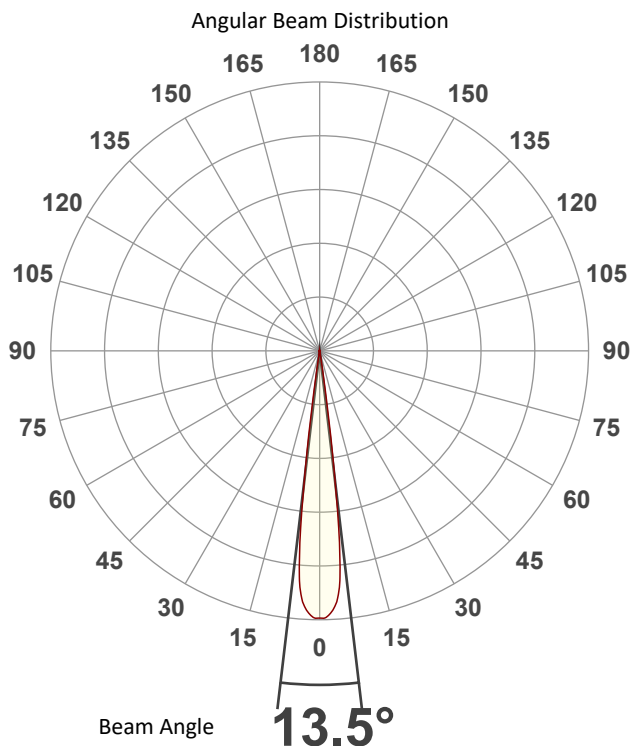


### Conditions

AC Supply: 120 V, 60 Hz  
Power: n/a W  
Current: 0.000 A  
Power Factor: n/a

This data sheet conforms to American National Standard E1.9 – 2007 (R2017). All data was measured and calculated by a Viso Systems LabSpion Goniometer at the Chauvet PD Optics Laboratory in Sunrise, FL on 4/25/2023 to LM-63-2002 Standards.

## Overall Measurement



Tested Color (CIE 1931):

X: 0.147

Y: 0.681



Light Quality

CRI: 0.0

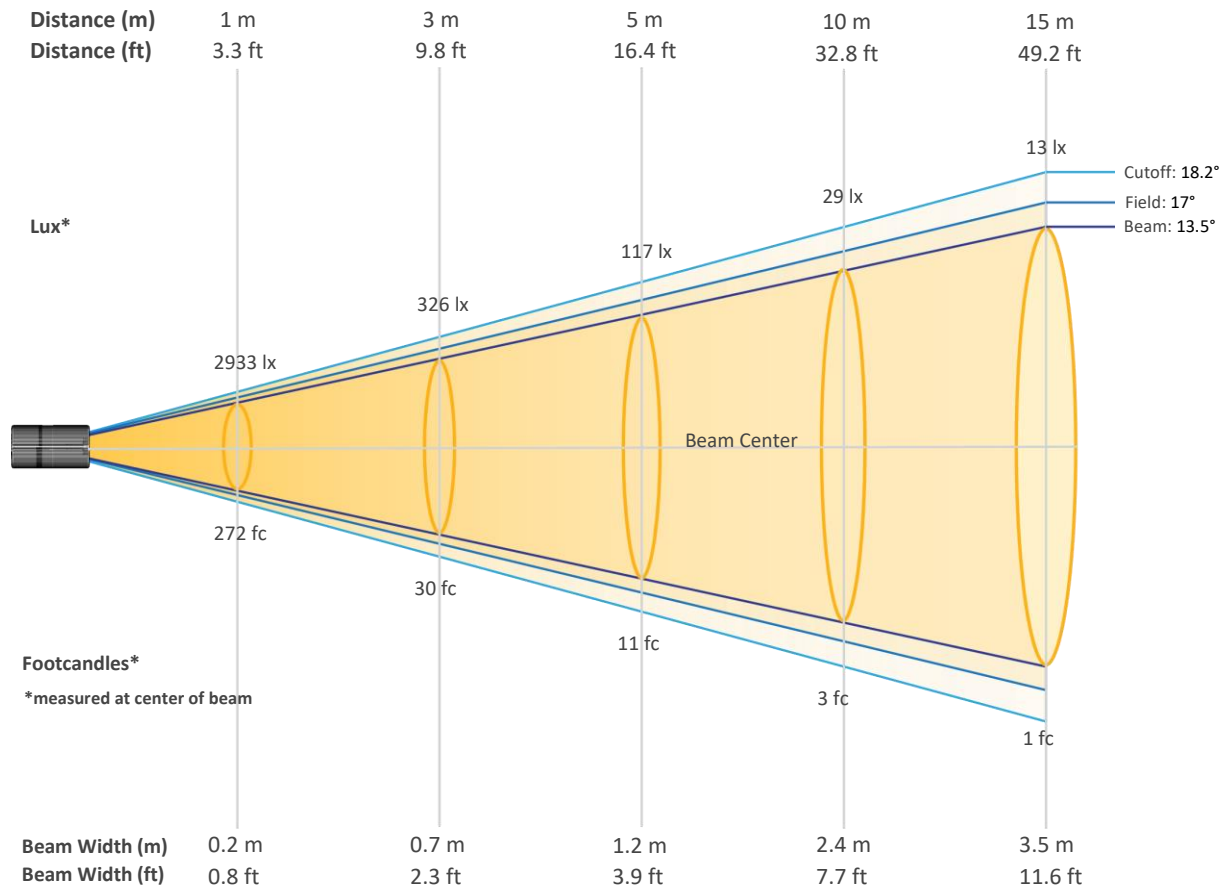
Color Temperature

0 K

# Photometric & Chromaticity Report

COLORado PXL Curve 12: 50% Zoom - Single Pixel - Green Only - Calibration On

## Beam Details



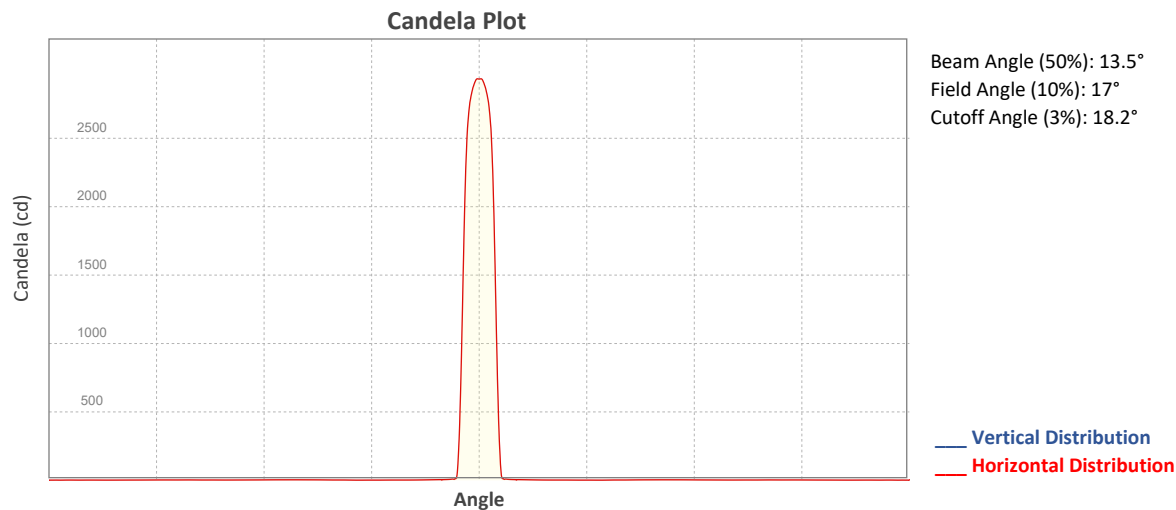
### Beam Intensities from 1-20m (3.3-65.6ft)

Distance	1m	2m	3m	4m	5m	6m	7m	8m	9m	10m
Lux	2933	733	326	183	117	81	60	46	36	29
Distance	11m	12m	13m	14m	15m	16m	17m	18m	19m	20m
Lux	24	20	17	15	13	11	10	9	8	7
Distance	3.3ft	6.6ft	9.8ft	13.1ft	16.4ft	19.7ft	23ft	26.2ft	29.5ft	32.8ft
FC	272	68	30	17	11	8	6	4	3	3
Distance	36.1ft	39.4ft	42.7ft	45.9ft	49.2ft	52.5ft	55.8ft	59.1ft	62.3ft	65.6ft
FC	2	2	2	1	1	1	1	1	1	1



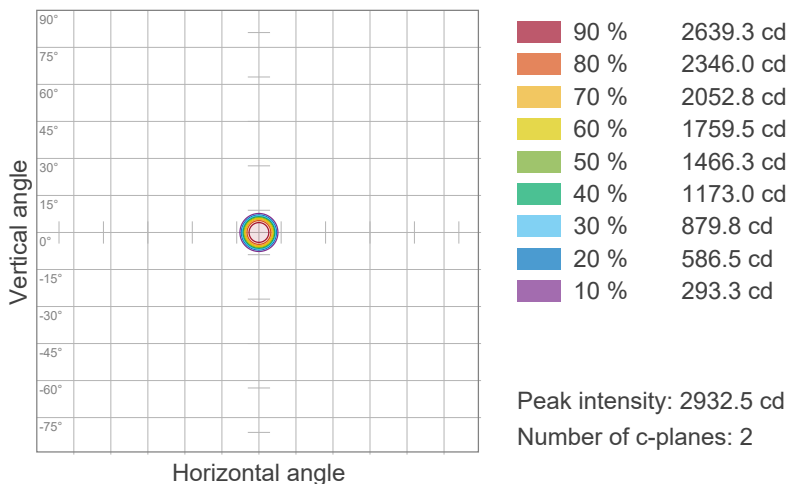
# Photometric & Chromaticity Report

COLORado PXL Curve 12: 50% Zoom - Single Pixel - Green Only - Calibration On

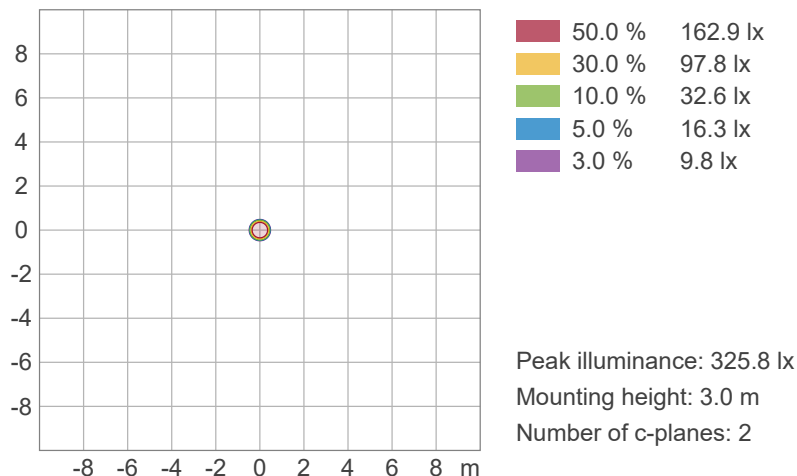


## ISO Diagrams

### ISO Candela Diagram



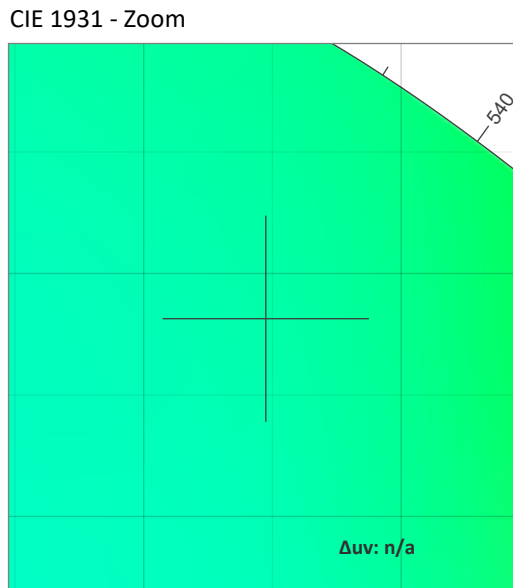
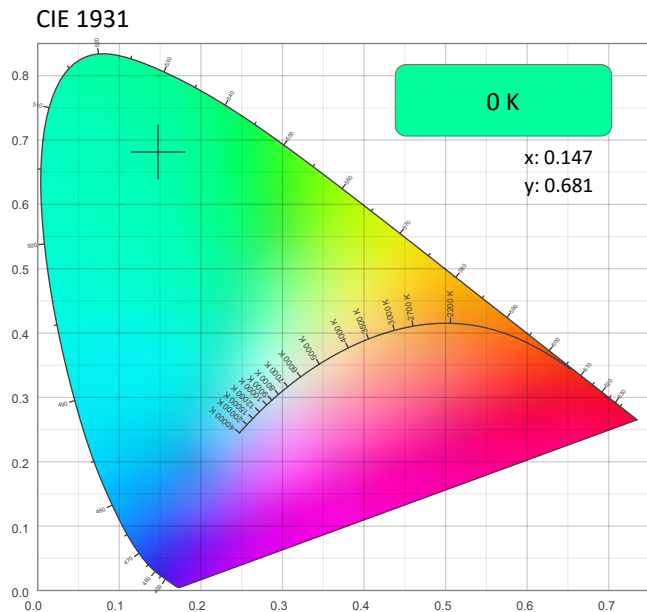
### ISO Lux Diagram



# Photometric & Chromaticity Report

COLORado PXL Curve 12: 50% Zoom - Single Pixel - Green Only - Calibration On

## Chromaticity



CRI: 0.0 (R1-R8)

0	0	0	0	0	0	0	0	0	0	0	0	0	0	0
R1	R2	R3	R4	R5	R6	R7	R8	R9	R10	R11	R12	R13	R14	R15

CQS: 0.0

0	0	0	0	0	0	0	0	0	0	0	0	0	0	0
Q1	Q2	Q3	Q4	Q5	Q6	Q7	Q8	Q9	Q10	Q11	Q12	Q13	Q14	Q15

Color Parameters

Color Temperature	Color Coordinate CIE 1931	Color Coordinate CIE 1931
CCT	x	y
0 K	0.147	0.681

Color Deviation from Black Body Curve	Color Coordinate CIE 1964	Color Coordinate CIE 1964
Δuv	y	u
n/a	0.681	0.054

Color Rendering Index	Red Component	Color Quality Scale
CRI	CRI - R9	CQS
0.0	0.0	0.0

Television Lighting Consistency Index	Color Fidelity	Color Gamut
TLCI	TM30 - Rf	TM30 Rg
n/a	0.0	0.0



# Photometric & Chromaticity Report

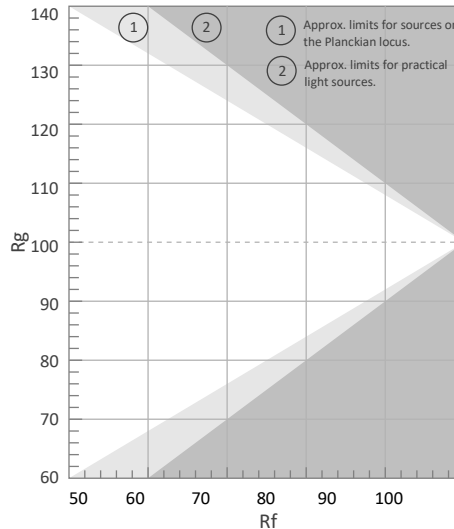
COLORado PXL Curve 12: 50% Zoom - Single Pixel - Green Only - Calibration On

## TM-30 Details

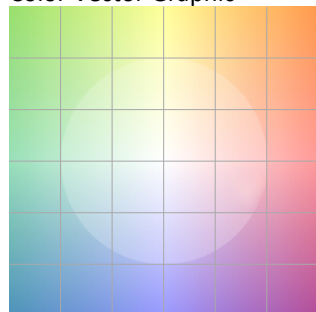
**Rf 0.0**  
Fidelity Index (Rg)

**Rg 0.0**  
Gammut Index (Rg)

Hue Bin	R <sub>f</sub>	Graphic shifts (%)	
		Chroma	Hue
1	0	0%	0%
2	0	0%	0%
3	0	0%	0%
4	0	0%	0%
5	0	0%	0%
6	0	0%	0%
7	0	0%	0%
8	0	0%	0%
9	0	0%	0%
10	0	0%	0%
11	0	0%	0%
12	0	0%	0%
13	0	0%	0%
14	0	0%	0%
15	0	0%	0%
16	0	0%	0%



Color Vector Graphic



Color Distortion Graphic



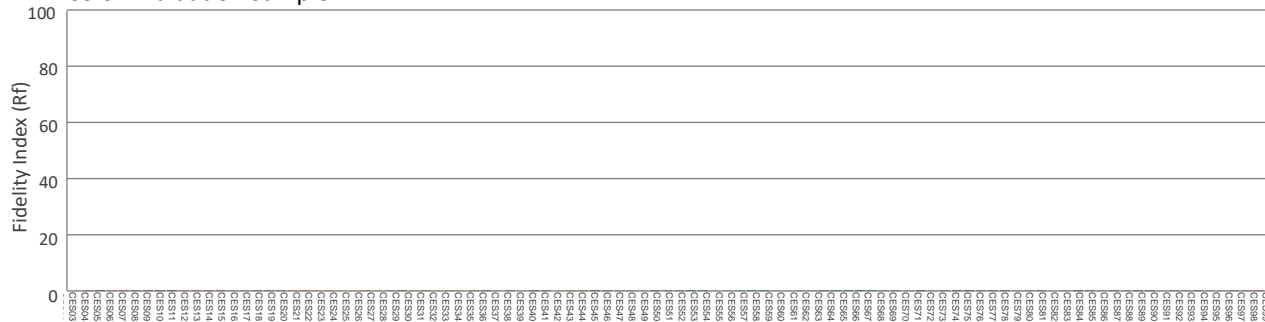
R<sub>f</sub> by Hue



Local Chroma Shift by Hue



Color Evaluation Sample



# Photometric & Chromaticity Report

COLORado PXL Curve 12: 50% Zoom - Single Pixel - Blue Only

## Report Summary

### Measurements

Fixture Output: 77.9 lm  
Fixture Peak: 1049 cd  
Fixture Efficacy: n/a lm/W  
Intensity @ 5m: 42 lux  
Color Temperature: 0 K  
CRI: 0.0      CRI R9 Value: 0.0  
CQS: 0.0  
TLCI: n/a  
TM-30 Rf: 0.0  
TM-30 Rg: 0.0  
Beam Angle (50%): 12.9°  
Field Angle (10%): 16.7°  
Cutoff Angle (3%): 18.1°

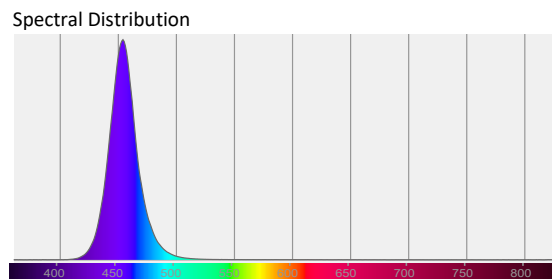
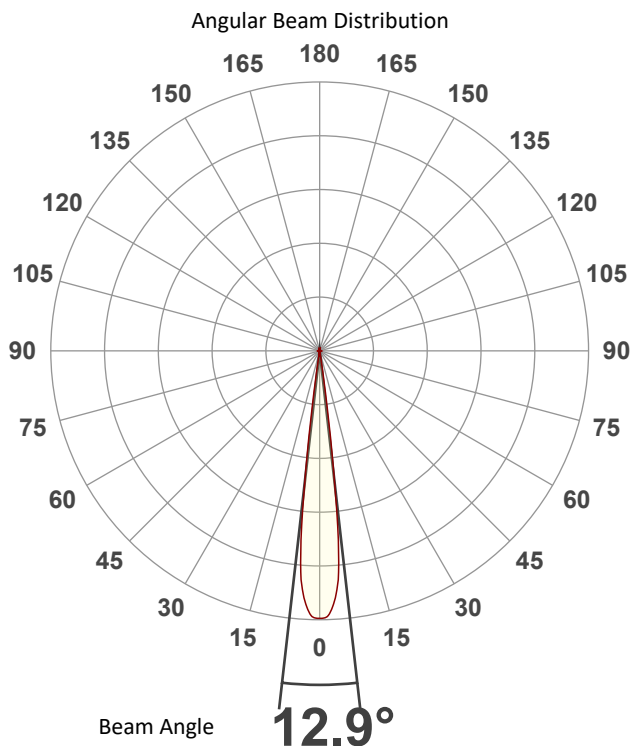


### Conditions


AC Supply: 120 V, 60 Hz  
Power: n/a W  
Current: 0.000 A  
Power Factor: n/a

This data sheet conforms to American National Standard E1.9 – 2007 (R2017). All data was measured and calculated by a Viso Systems LabSpion Goniometer at the Chauvet PD Optics Laboratory in Sunrise, FL on 4/25/2023 to LM-63-2002 Standards.

## Overall Measurement



Tested Color (CIE 1931):  
X: 0.150  
Y: 0.031



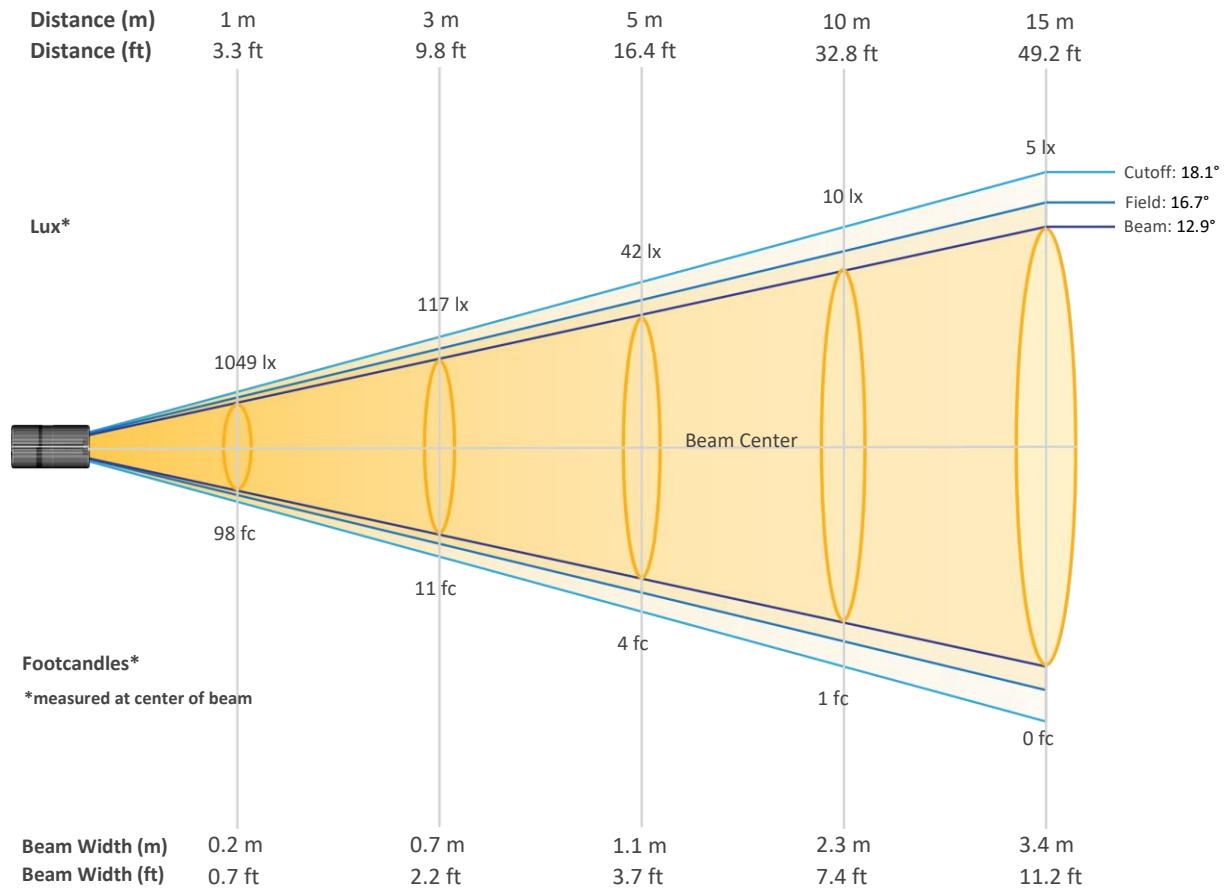
Light Quality  
CRI: 0.0

Color Temperature  
0 K

# Photometric & Chromaticity Report

COLORado PXL Curve 12: 50% Zoom - Single Pixel - Blue Only

## Beam Details

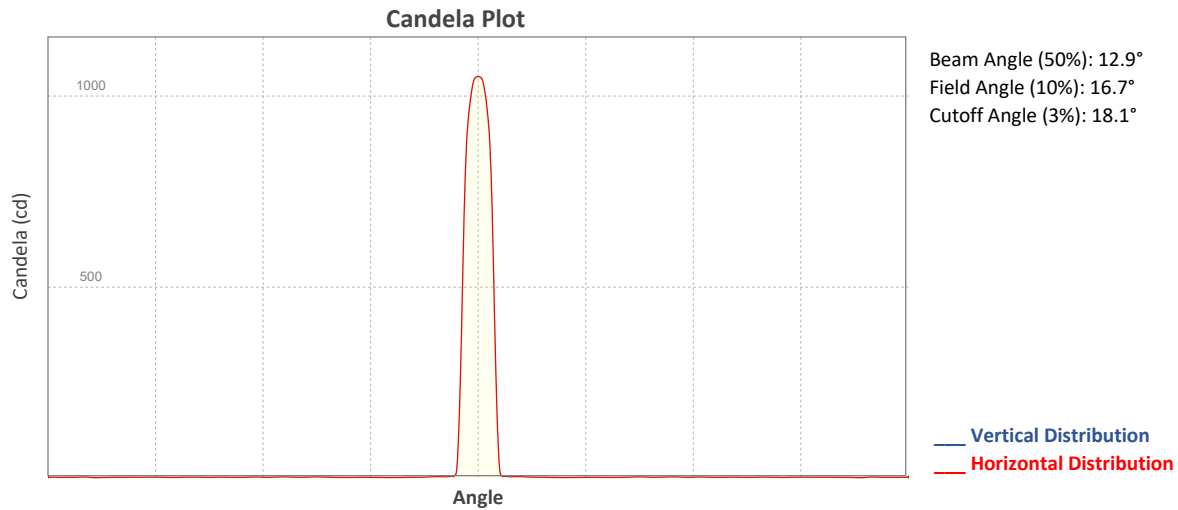


### Beam Intensities from 1-20m (3.3-65.6ft)

Distance	1m	2m	3m	4m	5m	6m	7m	8m	9m	10m
Lux	1049	262	117	66	42	29	21	16	13	10
Distance	11m	12m	13m	14m	15m	16m	17m	18m	19m	20m
Lux	9	7	6	5	5	4	4	3	3	3
Distance	3.3ft	6.6ft	9.8ft	13.1ft	16.4ft	19.7ft	23ft	26.2ft	29.5ft	32.8ft
FC	98	24	11	6	4	3	2	2	1	1
Distance	36.1ft	39.4ft	42.7ft	45.9ft	49.2ft	52.5ft	55.8ft	59.1ft	62.3ft	65.6ft
FC	1	1	1	0	0	0	0	0	0	0

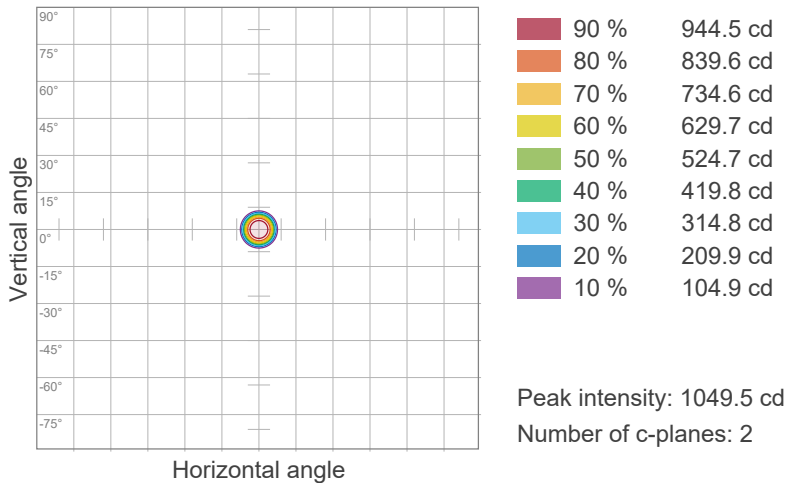
# Photometric & Chromaticity Report

COLORado PXL Curve 12: 50% Zoom - Single Pixel - Blue Only

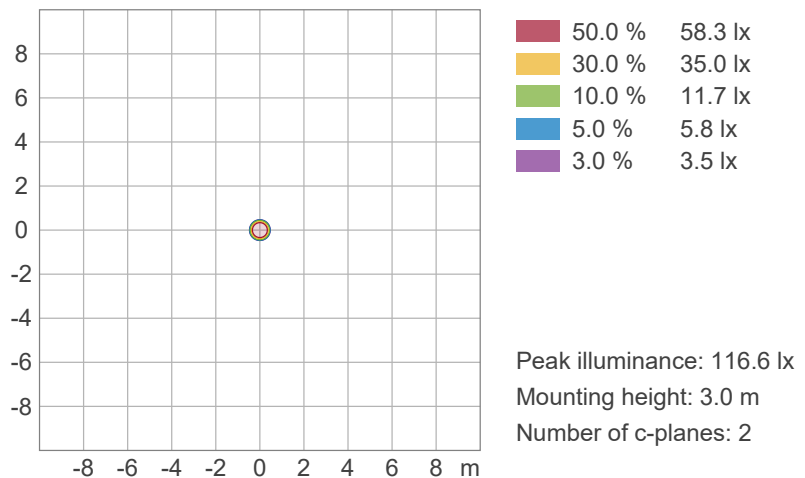


## ISO Diagrams

### ISO Candela Diagram



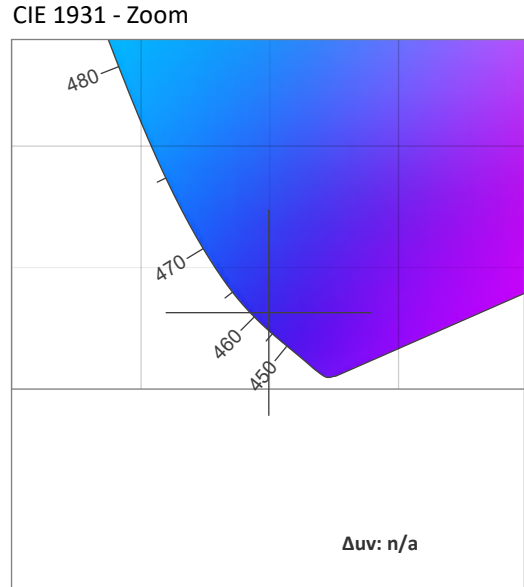
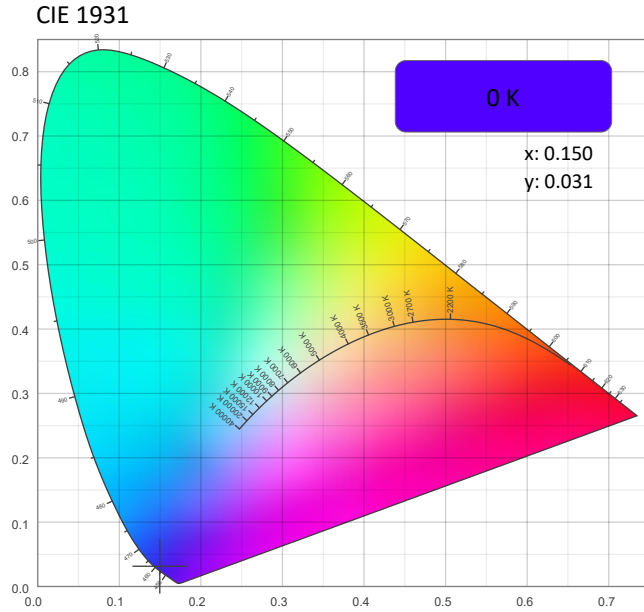
### ISO Lux Diagram



# Photometric & Chromaticity Report

COLORado PXL Curve 12: 50% Zoom - Single Pixel - Blue Only

## Chromaticity



CRI: 0.0 (R1-R8)

R1	R2	R3	R4	R5	R6	R7	R8	R9	R10	R11	R12	R13	R14	R15
0	0	0	0	0	0	0	0	0	0	0	0	0	0	0

CQS: 0.0

Q1	Q2	Q3	Q4	Q5	Q6	Q7	Q8	Q9	Q10	Q11	Q12	Q13	Q14	Q15
0	0	0	0	0	0	0	0	0	0	0	0	0	0	0

Color Parameters

Color Temperature	Color Coordinate CIE 1931	Color Coordinate CIE 1931
CCT	x	y
0 K	0.150	0.031

Color Deviation from Black Body Curve	Color Coordinate CIE 1964	Color Coordinate CIE 1964
$\Delta uv$	y	u
n/a	0.031	0.194

Color Rendering Index	Red Component	Color Quality Scale
CRI	CRI - R9	CQS
0.0	0.0	0.0

Television Lighting Consistency Index	Color Fidelity	Color Gamut
TLCI	TM30 - Rf	TM30 Rg
n/a	0.0	0.0

# Photometric & Chromaticity Report

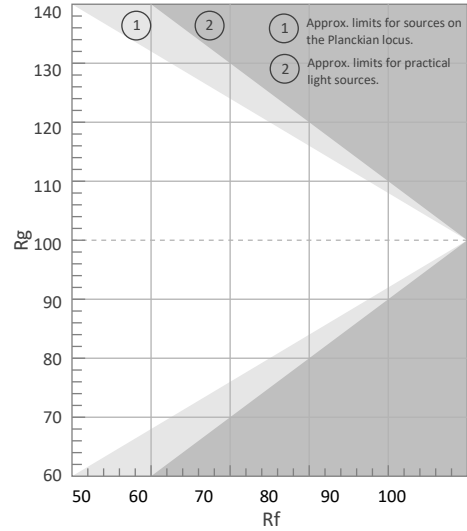
COLORado PXL Curve 12: 50% Zoom - Single Pixel - Blue Only

## TM-30 Details

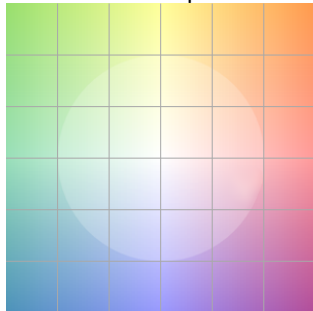
**Rf 0.0**  
Fidelity Index (Rg)

**Rg 0.0**  
Gammut Index (Rg)


Hue Bin	R <sub>f</sub>	Graphic shifts (%)	
		Chroma	Hue
1	0	0%	0%
2	0	0%	0%
3	0	0%	0%
4	0	0%	0%
5	0	0%	0%
6	0	0%	0%
7	0	0%	0%
8	0	0%	0%
9	0	0%	0%
10	0	0%	0%
11	0	0%	0%
12	0	0%	0%
13	0	0%	0%
14	0	0%	0%
15	0	0%	0%
16	0	0%	0%




Color Vector Graphic




Color Distortion Graphic



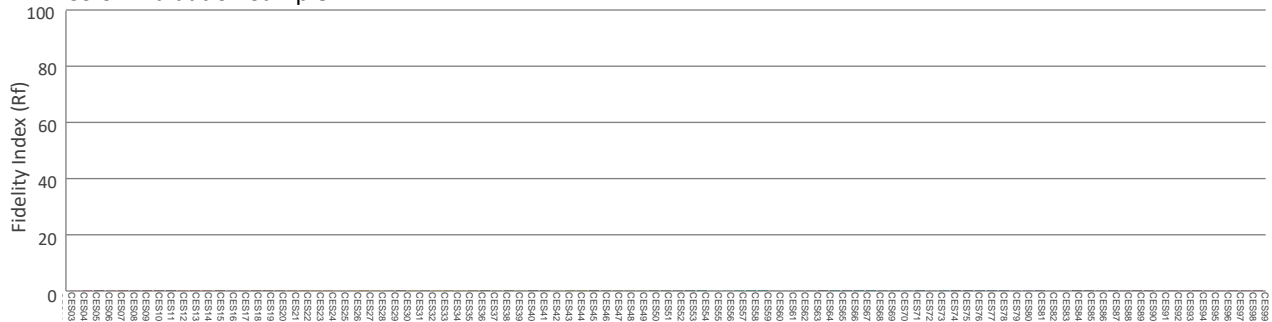
R<sub>f</sub> by Hue



Local Chroma Shift by Hue



Color Evaluation Sample





# Photometric & Chromaticity Report

COLORado PXL Curve 12: 50% Zoom - Single Pixel - Blue Only - Calibration On

## Report Summary

### Measurements

Fixture Output: 80.1 lm  
Fixture Peak: 1040 cd  
Fixture Efficacy: n/a lm/W  
Intensity @ 5m: 42 lux  
Color Temperature: 0 K  
CRI: 0.0      CRI R9 Value: 0.0  
CQS: 0.0  
TLCI: n/a  
TM-30 Rf: 0.0  
TM-30 Rg: 0.0  
Beam Angle (50%): 13°  
Field Angle (10%): 16.7°  
Cutoff Angle (3%): 18.4°

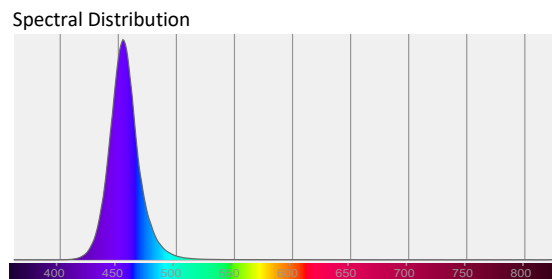
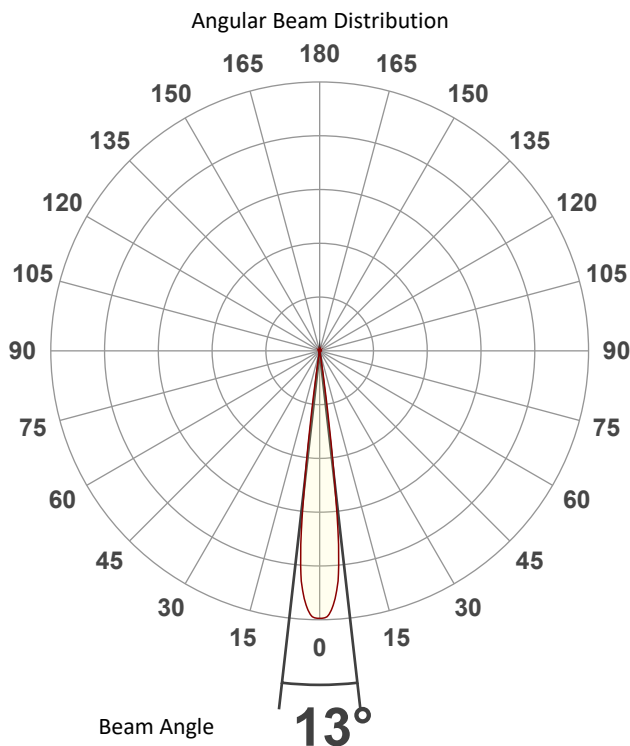


### Conditions

AC Supply: 120 V, 60 Hz  
Power: n/a W  
Current: 0.000 A  
Power Factor: n/a

This data sheet conforms to American National Standard E1.9 – 2007 (R2017). All data was measured and calculated by a Viso Systems LabSpion Goniometer at the Chauvet PD Optics Laboratory in Sunrise, FL on 4/25/2023 to LM-63-2002 Standards.

## Overall Measurement



Tested Color (CIE 1931):

X: 0.149

Y: 0.032



Light Quality

CRI: 0.0

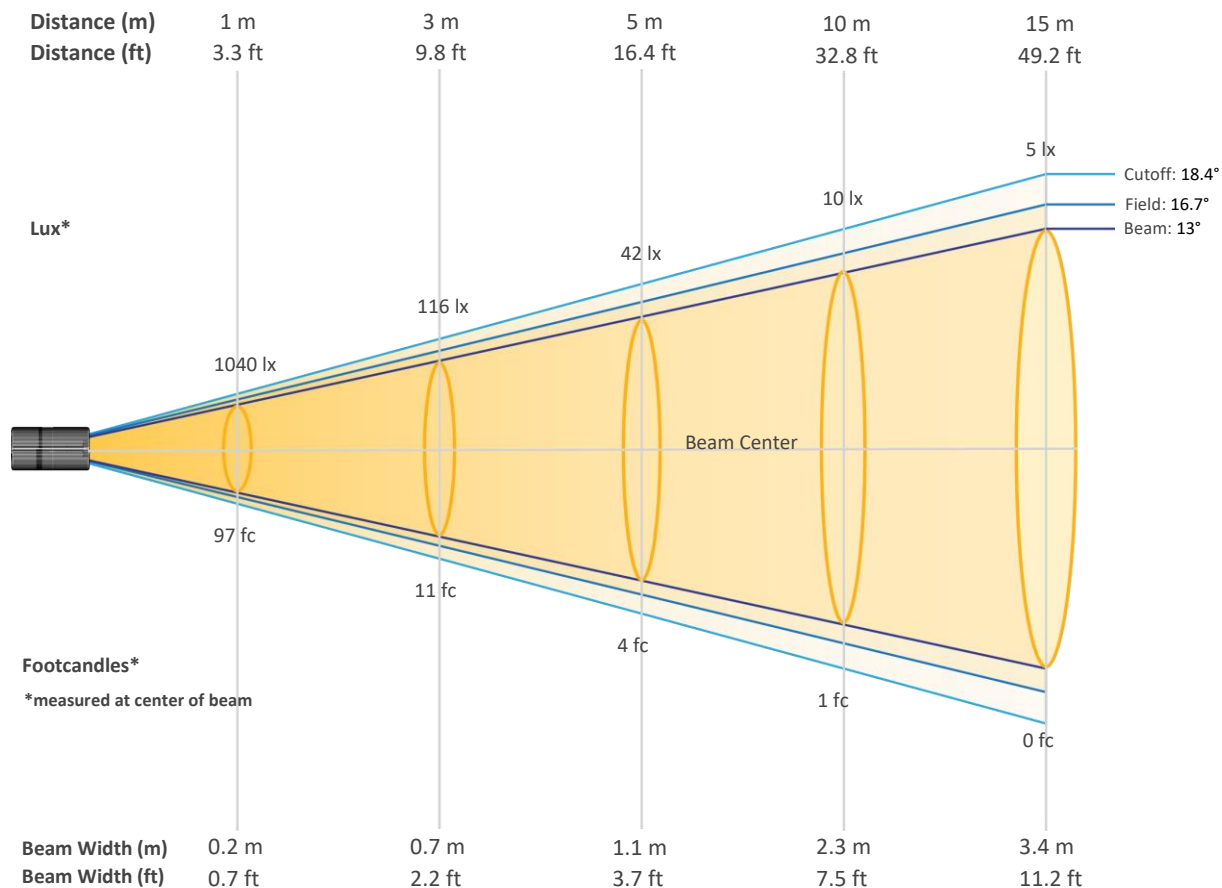
Color Temperature

0 K

# Photometric & Chromaticity Report

COLORado PXL Curve 12: 50% Zoom - Single Pixel - Blue Only - Calibration On

## Beam Details

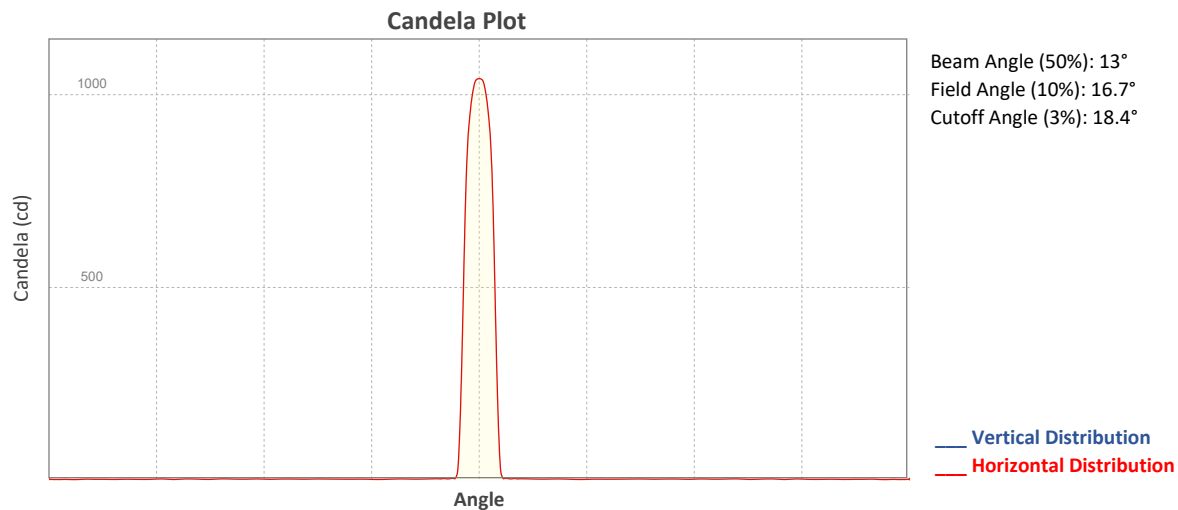


### Beam Intensities from 1-20m (3.3-65.6ft)

Distance	1m	2m	3m	4m	5m	6m	7m	8m	9m	10m
Lux	1040	260	116	65	42	29	21	16	13	10
Distance	11m	12m	13m	14m	15m	16m	17m	18m	19m	20m
Lux	9	7	6	5	5	4	4	3	3	3
Distance	3.3ft	6.6ft	9.8ft	13.1ft	16.4ft	19.7ft	23ft	26.2ft	29.5ft	32.8ft
FC	97	24	11	6	4	3	2	2	1	1
Distance	36.1ft	39.4ft	42.7ft	45.9ft	49.2ft	52.5ft	55.8ft	59.1ft	62.3ft	65.6ft
FC	1	1	1	0	0	0	0	0	0	0

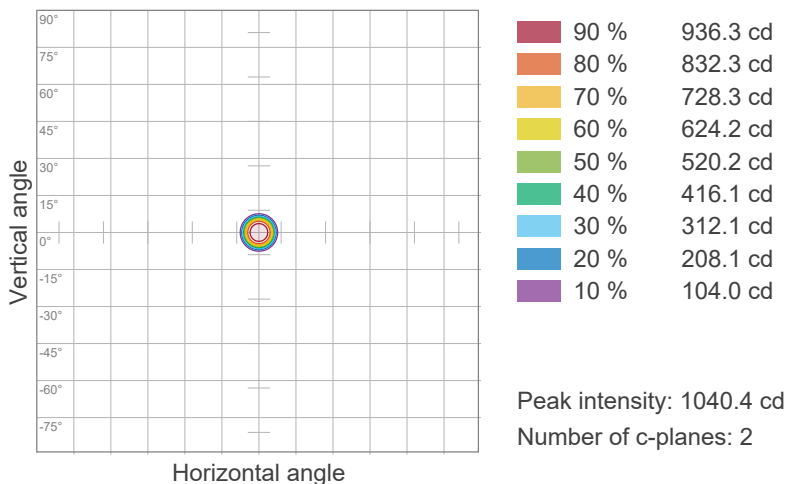
# Photometric & Chromaticity Report

COLORado PXL Curve 12: 50% Zoom - Single Pixel - Blue Only - Calibration On

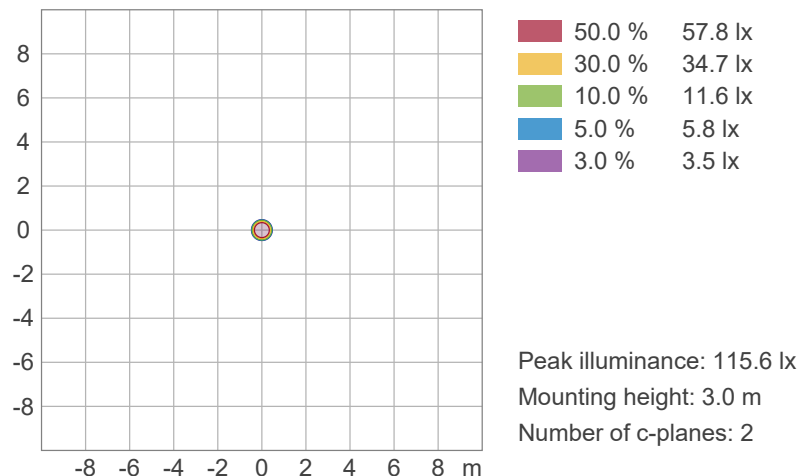


## ISO Diagrams

### ISO Candela Diagram



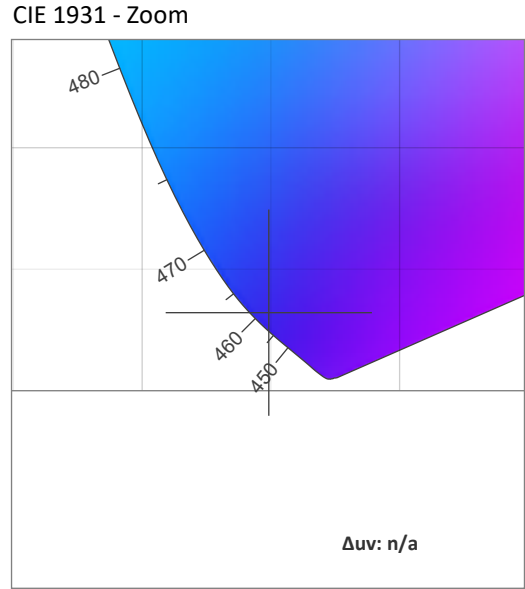
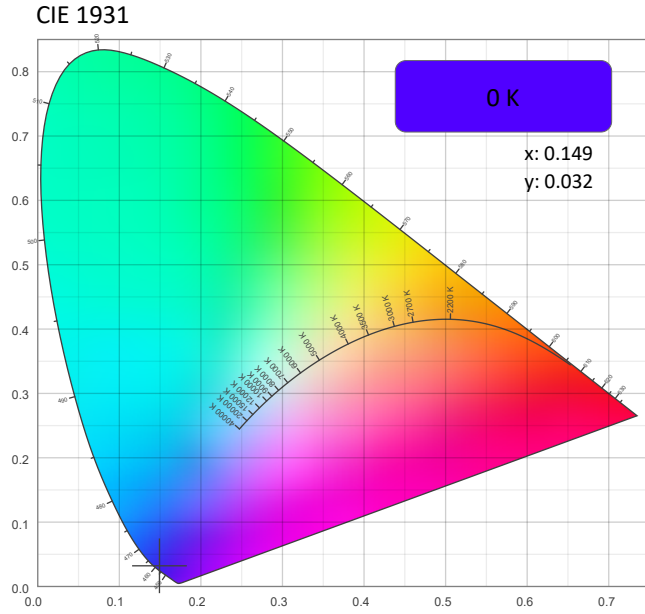
### ISO Lux Diagram



# Photometric & Chromaticity Report

COLORado PXL Curve 12: 50% Zoom - Single Pixel - Blue Only - Calibration On

## Chromaticity



CRI: 0.0 (R1-R8)

0	0	0	0	0	0	0	0	0	0	0	0	0	0	0
R1	R2	R3	R4	R5	R6	R7	R8	R9	R10	R11	R12	R13	R14	R15

CQS: 0.0

0	0	0	0	0	0	0	0	0	0	0	0	0	0	0
Q1	Q2	Q3	Q4	Q5	Q6	Q7	Q8	Q9	Q10	Q11	Q12	Q13	Q14	Q15

Color Parameters

Color Temperature	Color Coordinate CIE 1931	Color Coordinate CIE 1931
CCT	x	y
0 K	0.149	0.032

Color Deviation from Black Body Curve	Color Coordinate CIE 1964	Color Coordinate CIE 1964
Δuv	y	u
n/a	0.032	0.193

Color Rendering Index	Red Component	Color Quality Scale
CRI	CRI - R9	CQS
0.0	0.0	0.0

Television Lighting Consistency Index	Color Fidelity	Color Gamut
TLCI	TM30 - Rf	TM30 Rg
n/a	0.0	0.0



# Photometric & Chromaticity Report

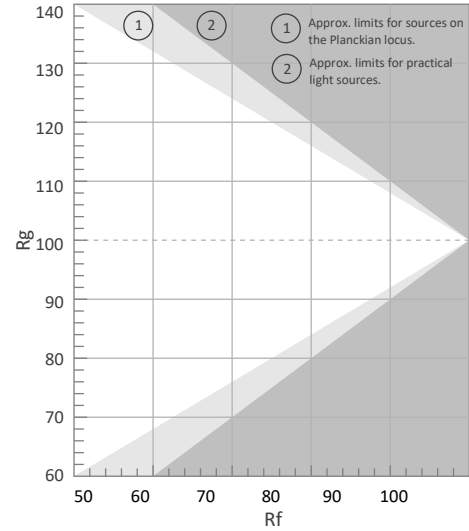
COLORado PXL Curve 12: 50% Zoom - Single Pixel - Blue Only - Calibration On

## TM-30 Details


**Rf 0.0**  
Fidelity Index (Rg)

**Rg 0.0**  
Gammut Index (Rg)


Hue Bin	R <sub>f</sub>	Graphic shifts (%)	
		Chroma	Hue
1	0	0%	0%
2	0	0%	0%
3	0	0%	0%
4	0	0%	0%
5	0	0%	0%
6	0	0%	0%
7	0	0%	0%
8	0	0%	0%
9	0	0%	0%
10	0	0%	0%
11	0	0%	0%
12	0	0%	0%
13	0	0%	0%
14	0	0%	0%
15	0	0%	0%
16	0	0%	0%




Color Vector Graphic



Color Distortion Graphic



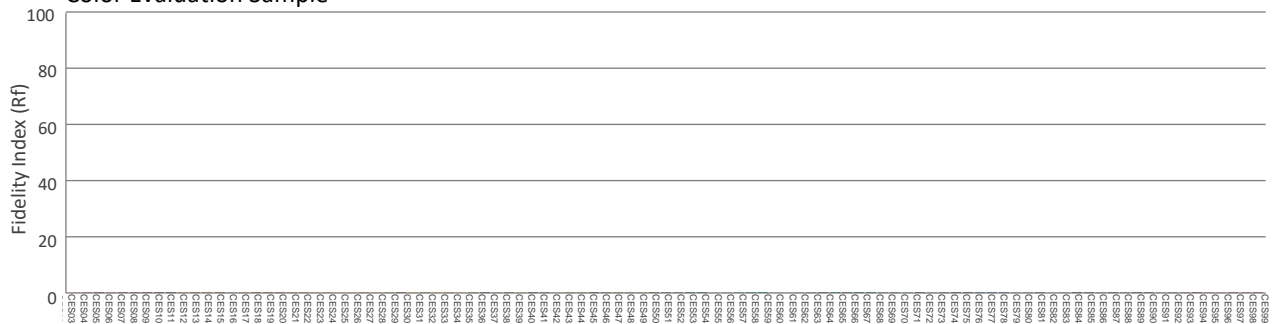
R<sub>f</sub> by Hue



Local Chroma Shift by Hue



Color Evaluation Sample



# Photometric & Chromaticity Report

COLORado PXL Curve 12: 50% Zoom - Single Pixel - White Only

## Report Summary

### Measurements

Fixture Output: 257 lm  
Fixture Peak: 4620 cd  
Fixture Efficacy: n/a lm/W  
Intensity @ 5m: 184 lux  
Color Temperature: 7651 K  
CRI: 73.0    CRI R9 Value: 1.4  
CQS: 67.2  
TLCI: 46  
TM-30 Rf: 68.9  
TM-30 Rg: 97.5  
Beam Angle (50%): 14.1°  
Field Angle (10%): 17.2°  
Cutoff Angle (3%): 18.9°

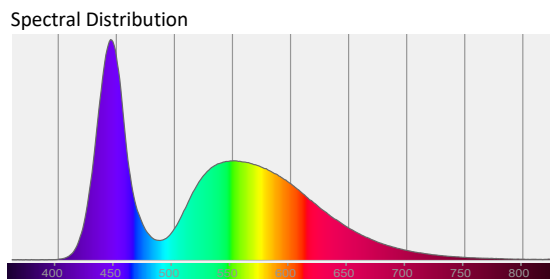
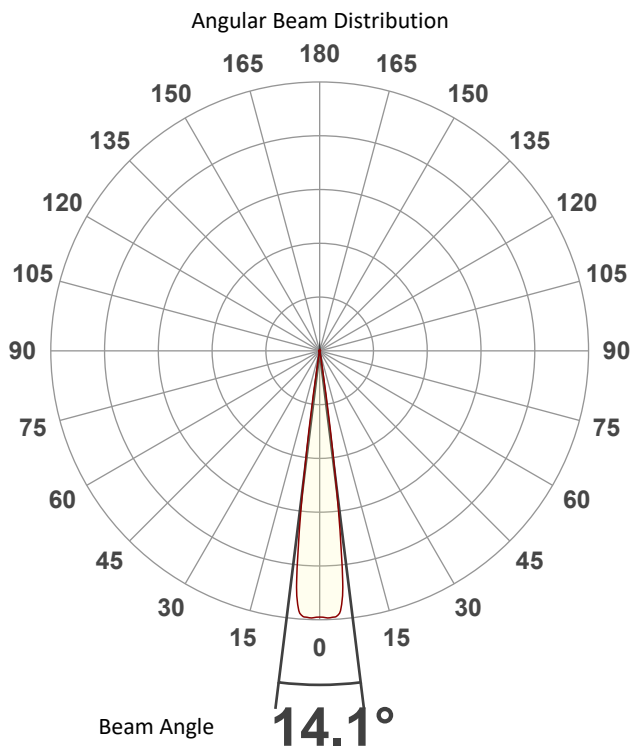


### Conditions

AC Supply: 120 V, 60 Hz  
Power: n/a W  
Current: 0.000 A  
Power Factor: n/a

This data sheet conforms to American National Standard E1.9 – 2007 (R2017). All data was measured and calculated by a Viso Systems LabSpion Goniometer at the Chauvet PD Optics Laboratory in Sunrise, FL on 4/25/2023 to LM-63-2002 Standards.


## Overall Measurement



Tested Color (CIE 1931):

X: 0.302

Y: 0.297



Light Quality

CRI: 73.0

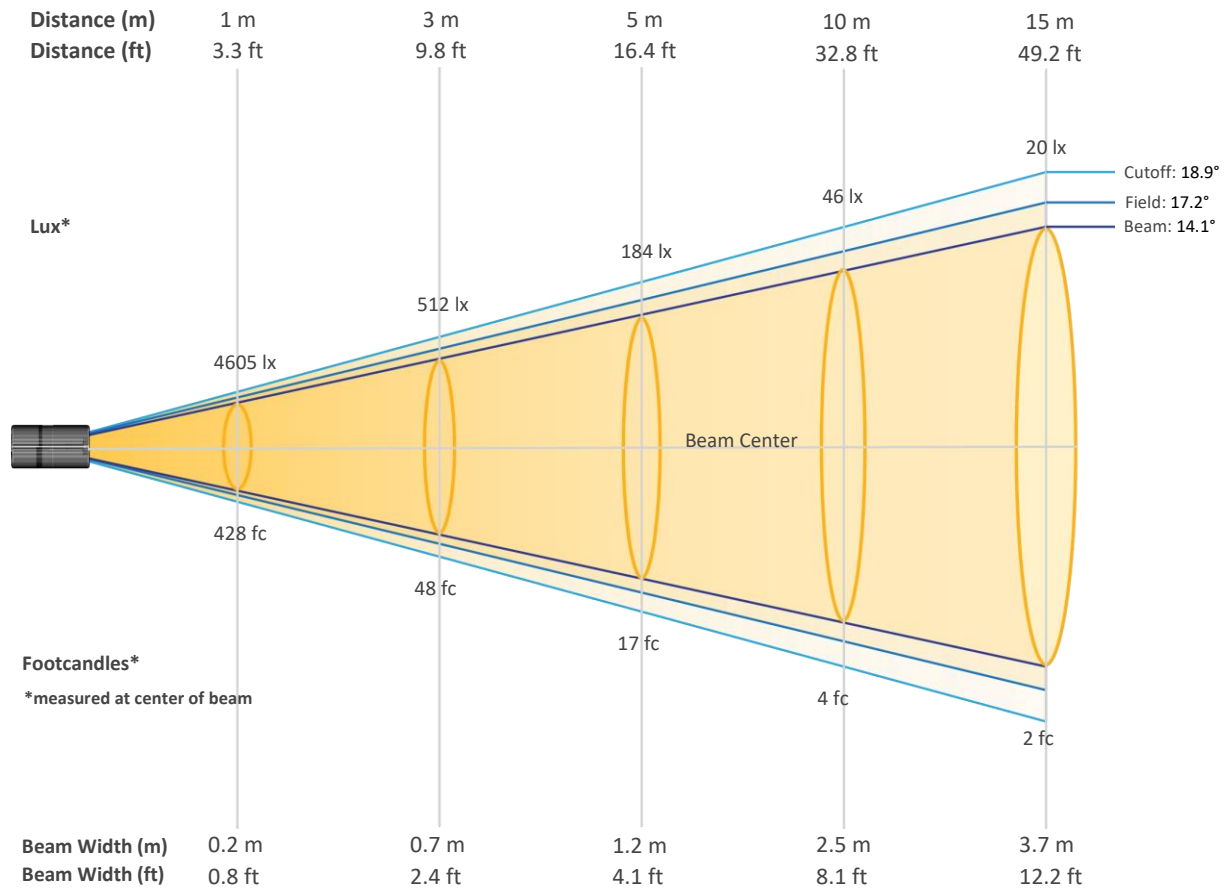
Color Temperature

7651 K

# Photometric & Chromaticity Report

COLORado PXL Curve 12: 50% Zoom - Single Pixel - White Only

## Beam Details

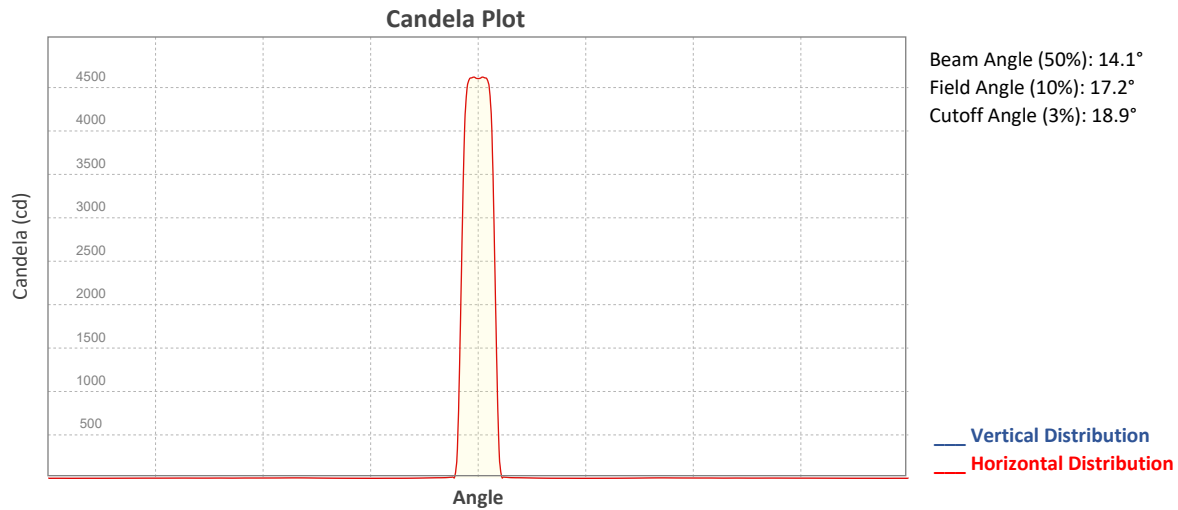


### Beam Intensities from 1-20m (3.3-65.6ft)

Distance	1m	2m	3m	4m	5m	6m	7m	8m	9m	10m
Lux	4605	1151	512	288	184	128	94	72	57	46
Distance	11m	12m	13m	14m	15m	16m	17m	18m	19m	20m
Lux	38	32	27	23	20	18	16	14	13	12
Distance	3.3ft	6.6ft	9.8ft	13.1ft	16.4ft	19.7ft	23ft	26.2ft	29.5ft	32.8ft
FC	428	107	48	27	17	12	9	7	5	4
Distance	36.1ft	39.4ft	42.7ft	45.9ft	49.2ft	52.5ft	55.8ft	59.1ft	62.3ft	65.6ft
FC	4	3	3	2	2	2	1	1	1	1

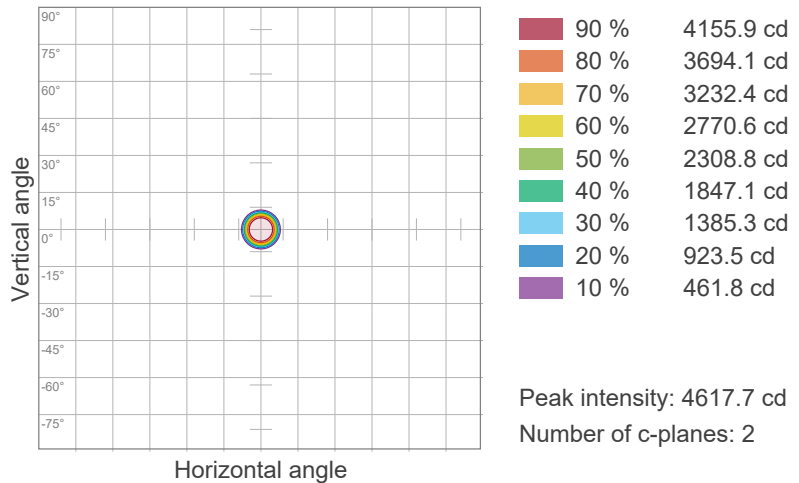
# Photometric & Chromaticity Report

COLORado PXL Curve 12: 50% Zoom - Single Pixel - White Only

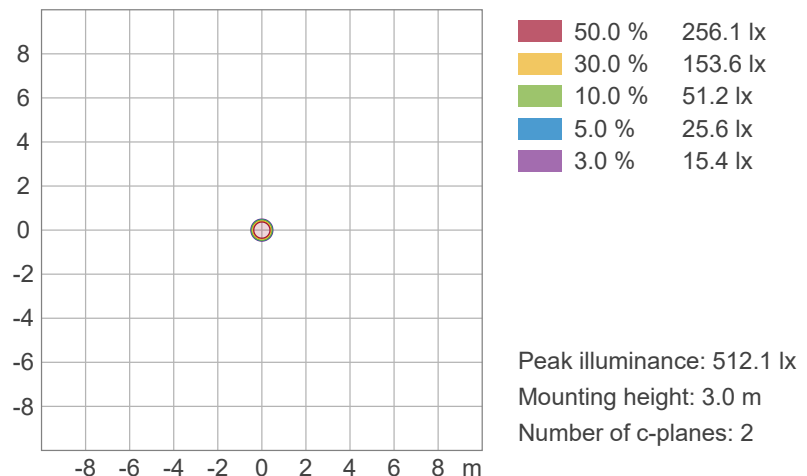


## ISO Diagrams

### ISO Candela Diagram



### ISO Lux Diagram

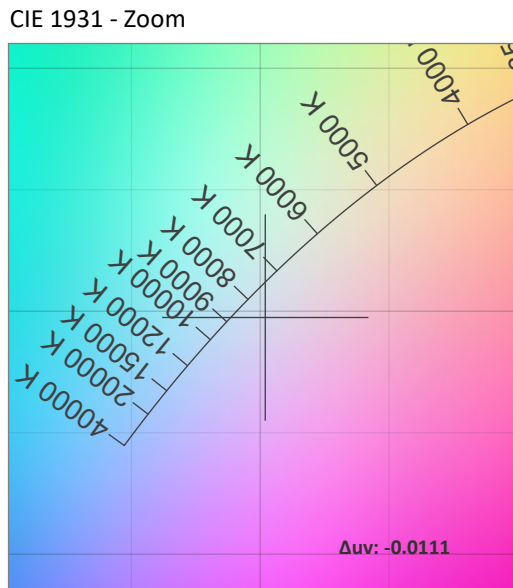
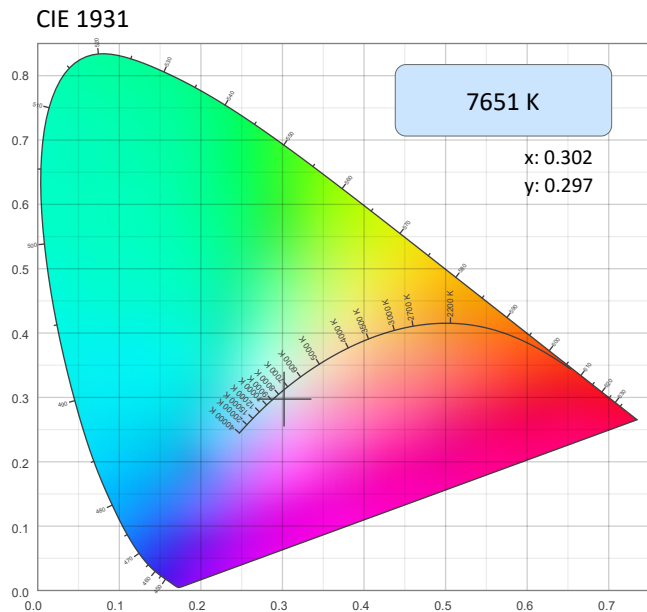




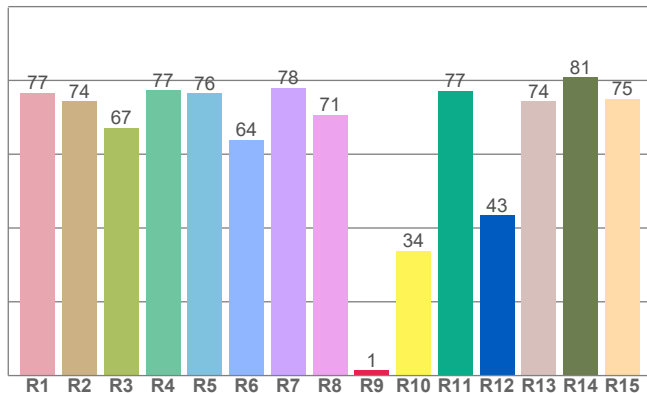
# Photometric & Chromaticity Report

COLORado PXL Curve 12: 50% Zoom - Single Pixel - White Only

## Chromaticity



CRI: 73.0 (R1-R8)

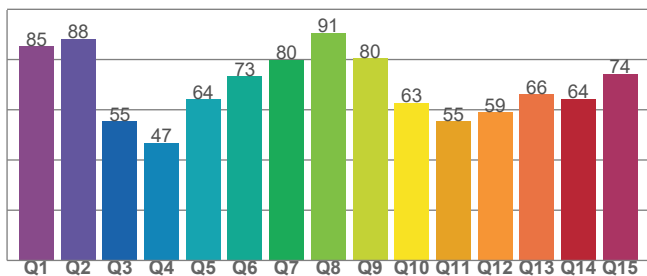


Color Parameters

Color Temperature	Color Coordinate CIE 1931	Color Coordinate CIE 1931
CCT	x	y
7651 K	0.302	0.297

Color Deviation from Black Body Curve	Color Coordinate CIE 1964	Color Coordinate CIE 1964
Δuv	y	u
-0.0111	0.297	0.202

CQS: 67.2



Color Rendering Index	Red Component	Color Quality Scale
CRI	CRI - R9	CQS
73.0	1.4	67.2

Television Lighting Consistency Index	Color Fidelity	Color Gamut
TLCI	TM30 - Rf	TM30 Rg
46	68.9	97.5

# Photometric & Chromaticity Report

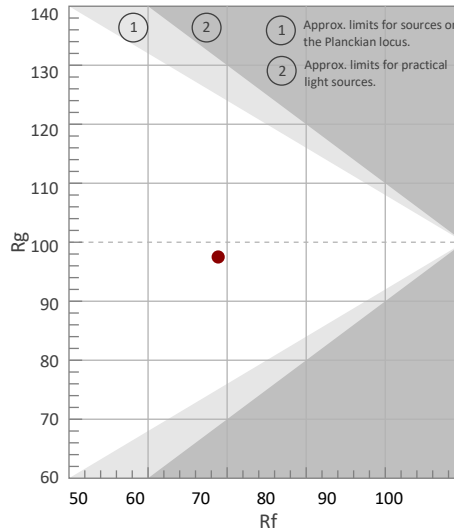
COLORado PXL Curve 12: 50% Zoom - Single Pixel - White Only

## TM-30 Details

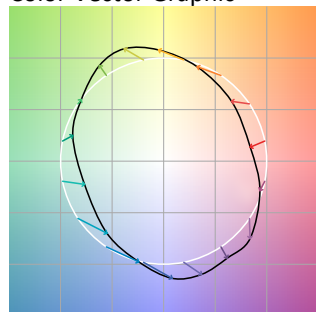
**Rf 68.9**  
Fidelity Index  
(Rg)

**Rg 97.5**  
Gammut Index (Rg)

Hue Bin	R <sub>f</sub>	Graphic shifts (%)	
		Chroma	Hue
1	72	-15%	-3%
2	69	-13%	12%
3	61	-6%	24%
4	58	5%	26%
5	67	14%	16%
6	82	12%	0%
7	91	0%	-5%
8	81	-9%	-7%
9	75	-20%	7%
10	56	-15%	28%
11	31	-5%	34%
12	65	10%	30%
13	74	15%	15%
14	78	12%	-1%
15	75	11%	-16%
16	82	-3%	-10%



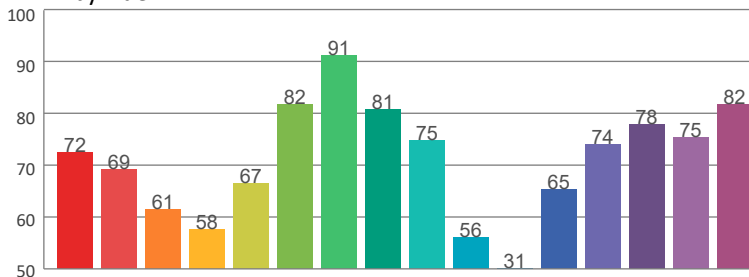
Color Vector Graphic



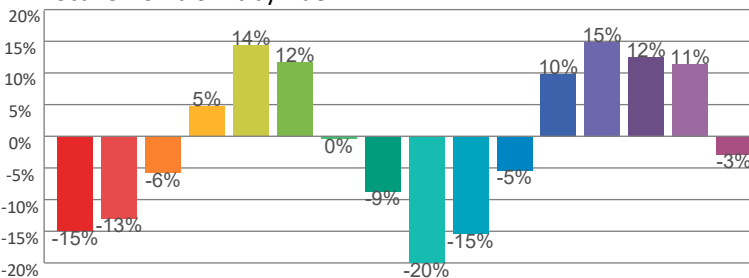
Color Distortion Graphic



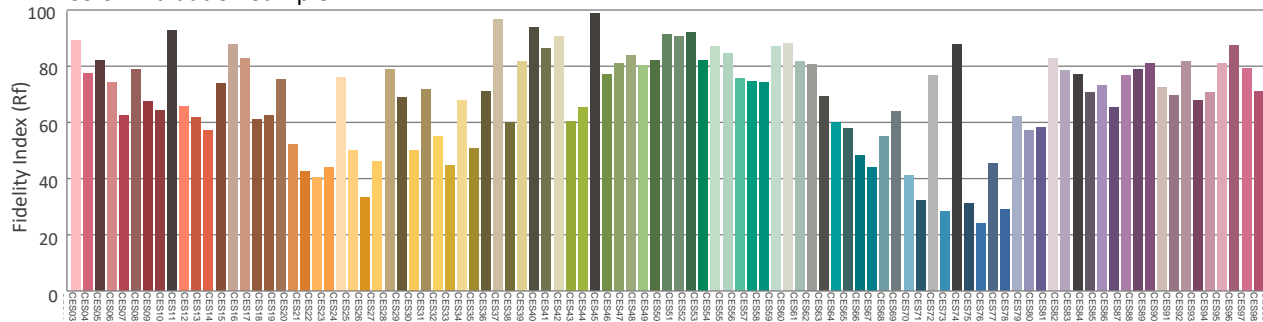
Rf by Hue



Local Chroma Shift by Hue



Color Evaluation Sample



# Photometric & Chromaticity Report

COLORado PXL Curve 12: 50% Zoom - Single Pixel - White Only - Calibration On

## Report Summary

### Measurements

Fixture Output: 260 lm  
Fixture Peak: 4503 cd  
Fixture Efficacy: n/a lm/W  
Intensity @ 5m: 179 lux  
Color Temperature: 7707 K  
CRI: 73.5    CRI R9 Value: 2.5  
CQS: 67.4  
TLCI: 46  
TM-30 Rf: 69.3  
TM-30 Rg: 97.4  
Beam Angle (50%): 14.1°  
Field Angle (10%): 17.2°  
Cutoff Angle (3%): 18.9°

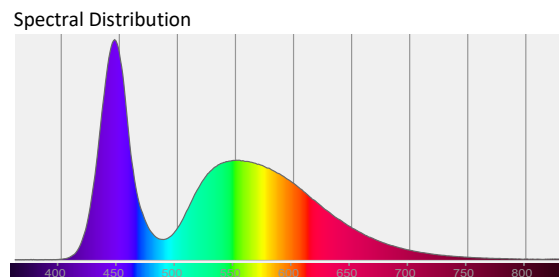
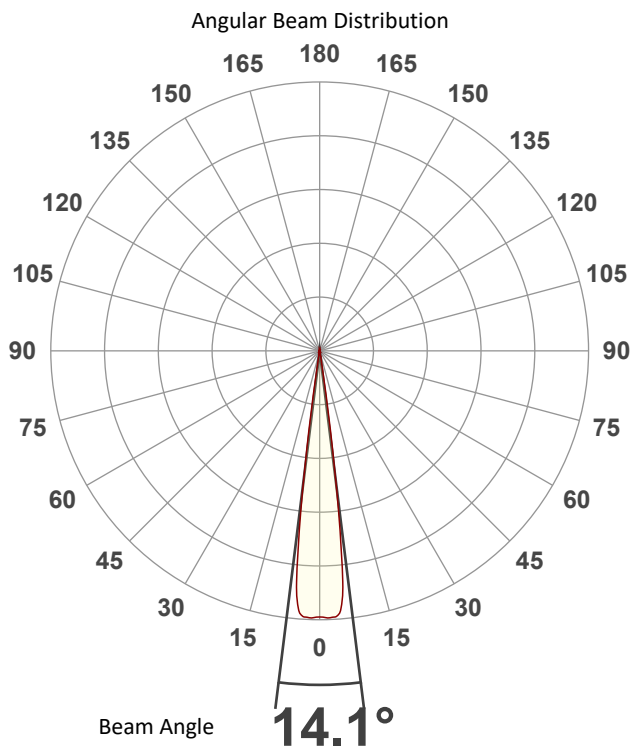


### Conditions

AC Supply: 120 V, 60 Hz  
Power: n/a W  
Current: 0.000 A  
Power Factor: n/a

This data sheet conforms to American National Standard E1.9 – 2007 (R2017). All data was measured and calculated by a Viso Systems LabSpion Goniometer at the Chauvet PD Optics Laboratory in Sunrise, FL on 4/25/2023 to LM-63-2002 Standards.


## Overall Measurement



Tested Color (CIE 1931):

X: 0.301

Y: 0.297



Light Quality

CRI: 73.5

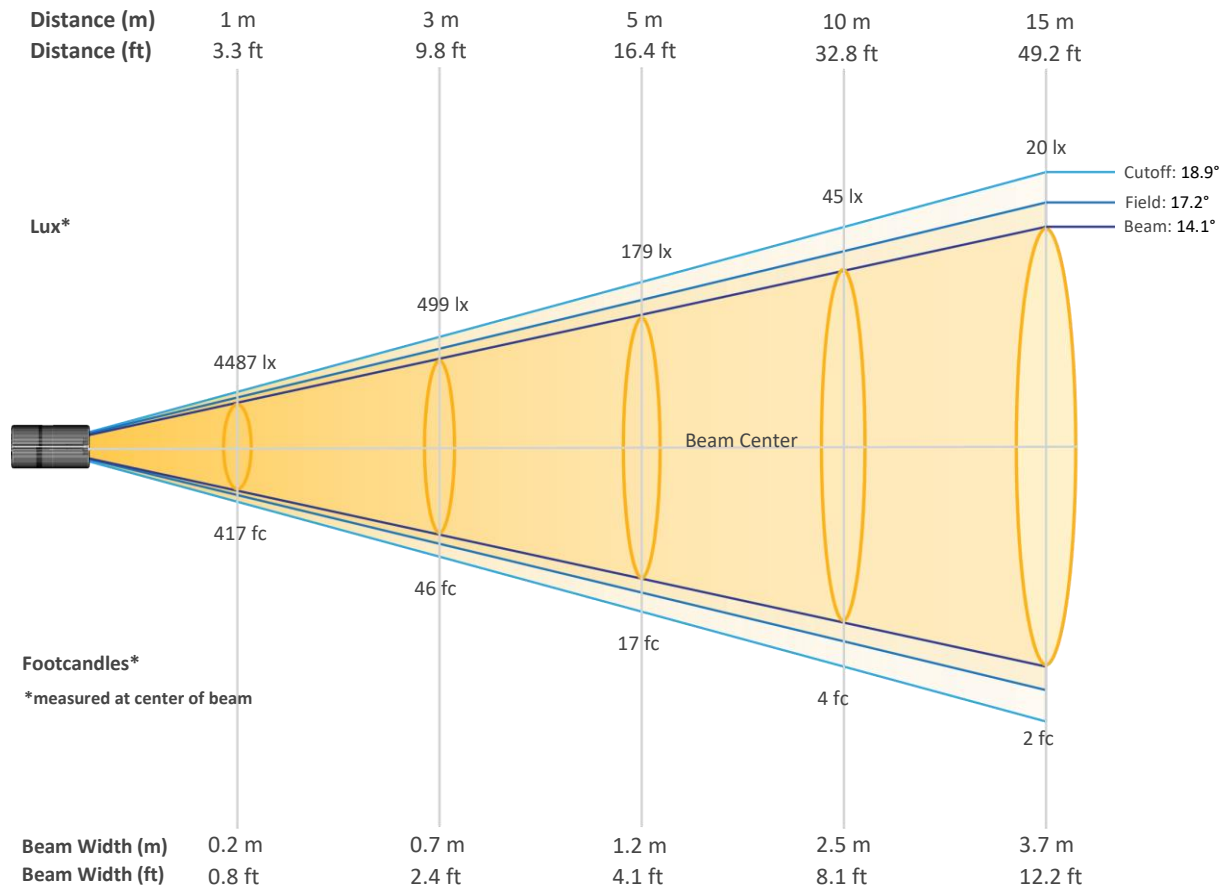
Color Temperature

7707 K

# Photometric & Chromaticity Report

COLORado PXL Curve 12: 50% Zoom - Single Pixel - White Only - Calibration On

## Beam Details

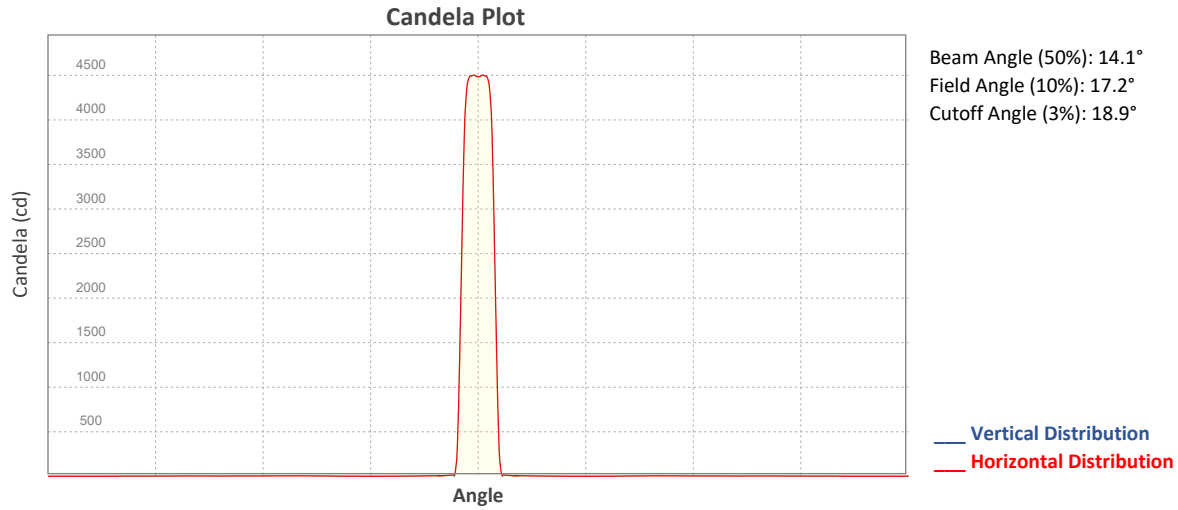


### Beam Intensities from 1-20m (3.3-65.6ft)

Distance	1m	2m	3m	4m	5m	6m	7m	8m	9m	10m
Lux	4487	1122	499	280	179	125	92	70	55	45
Distance	11m	12m	13m	14m	15m	16m	17m	18m	19m	20m
Lux	37	31	27	23	20	18	16	14	12	11
Distance	3.3ft	6.6ft	9.8ft	13.1ft	16.4ft	19.7ft	23ft	26.2ft	29.5ft	32.8ft
FC	417	104	46	26	17	12	9	7	5	4
Distance	36.1ft	39.4ft	42.7ft	45.9ft	49.2ft	52.5ft	55.8ft	59.1ft	62.3ft	65.6ft
FC	3	3	2	2	2	2	1	1	1	1

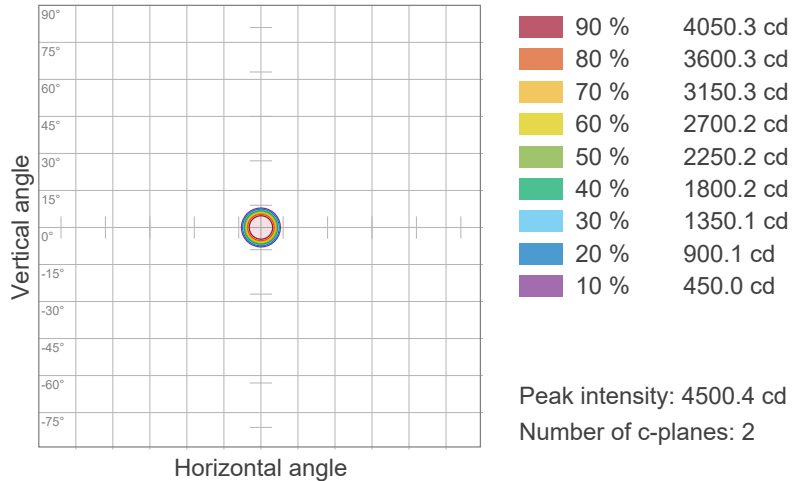
# Photometric & Chromaticity Report

COLORado PXL Curve 12: 50% Zoom - Single Pixel - White Only - Calibration On

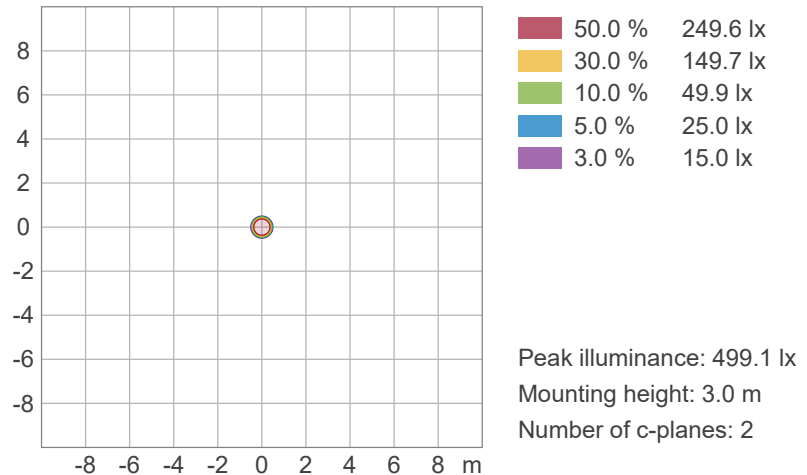


## ISO Diagrams

### ISO Candela Diagram



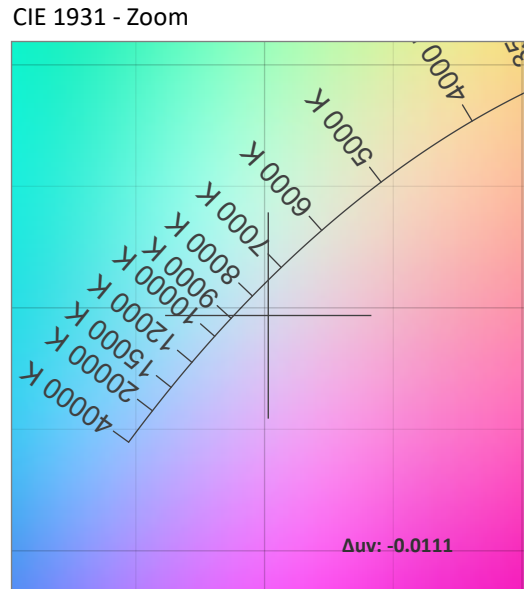
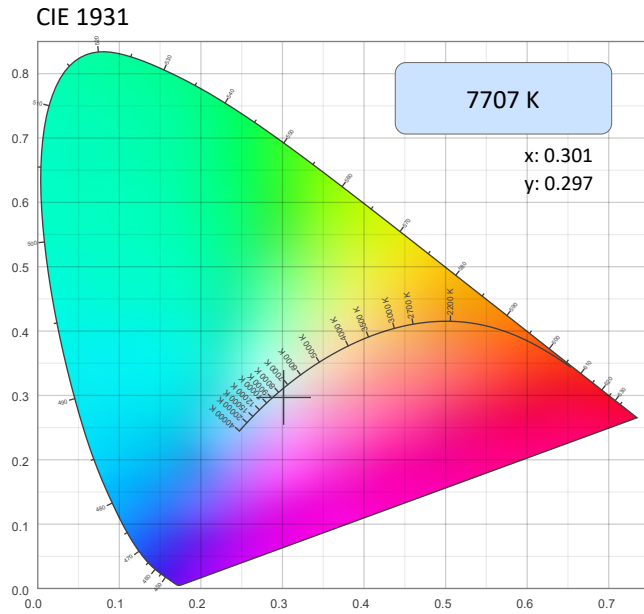
### ISO Lux Diagram



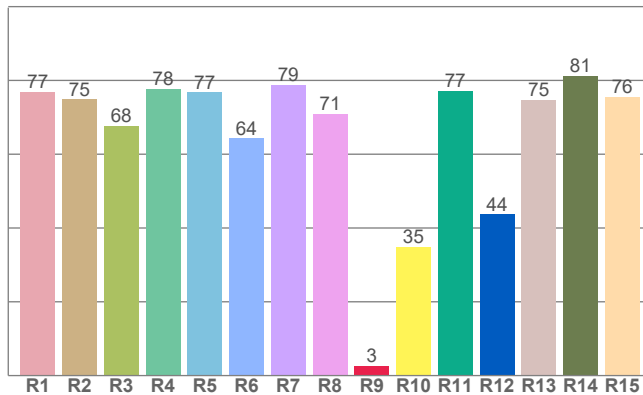
# Photometric & Chromaticity Report

COLORado PXL Curve 12: 50% Zoom - Single Pixel - White Only - Calibration On

## Chromaticity



CRI: 73.5 (R1-R8)

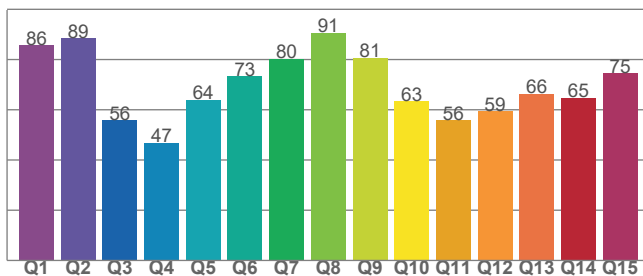


Color Parameters

Color Temperature	Color Coordinate CIE 1931	Color Coordinate CIE 1931
CCT	x	y
7707 K	0.301	0.297

Color Deviation from Black Body Curve	Color Coordinate CIE 1964	Color Coordinate CIE 1964
Δuv	y	u
-0.0111	0.297	0.202

CQS: 67.4



Color Rendering Index	Red Component	Color Quality Scale
CRI	CRI - R9	CQS
73.5	2.5	67.4

Television Lighting Consistency Index	Color Fidelity	Color Gamut
TLCI	TM30 - Rf	TM30 Rg
46	69.3	97.4

# Photometric & Chromaticity Report

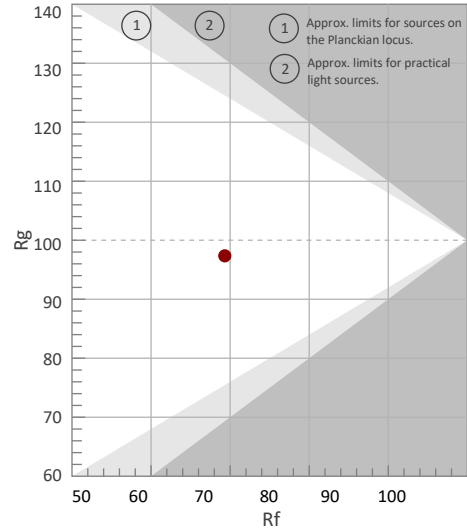
COLORado PXL Curve 12: 50% Zoom - Single Pixel - White Only - Calibration On

## TM-30 Details

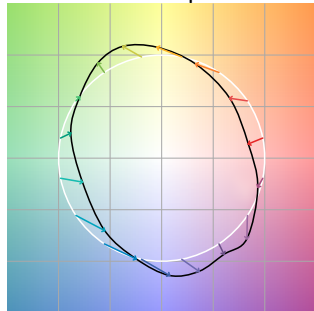
**Rf 69.3**  
Fidelity Index (Rg)

**Rg 97.4**  
Gammut Index (Rg)

Hue Bin	R <sub>f</sub>	Graphic shifts (%)	
		Chroma	Hue
1	73	-15%	-3%
2	69	-13%	12%
3	62	-6%	23%
4	58	5%	25%
5	67	14%	16%
6	83	11%	0%
7	91	-1%	-5%
8	81	-9%	-7%
9	75	-20%	8%
10	56	-15%	28%
11	32	-5%	34%
12	66	10%	30%
13	75	15%	14%
14	80	11%	-2%
15	74	12%	-19%
16	82	-3%	-9%



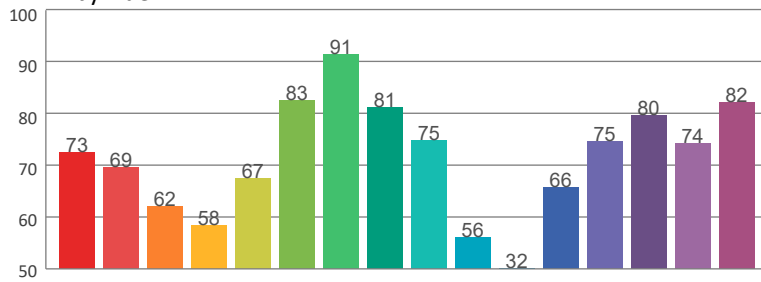
Color Vector Graphic



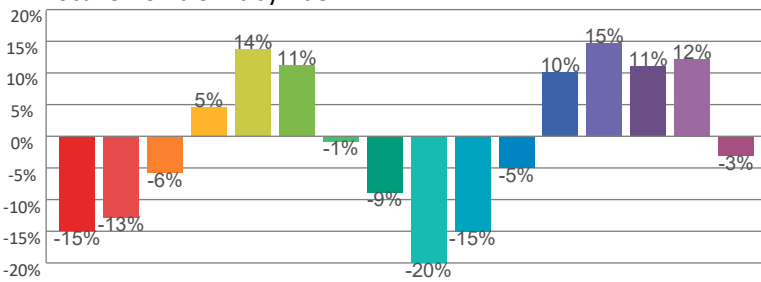
Color Distortion Graphic



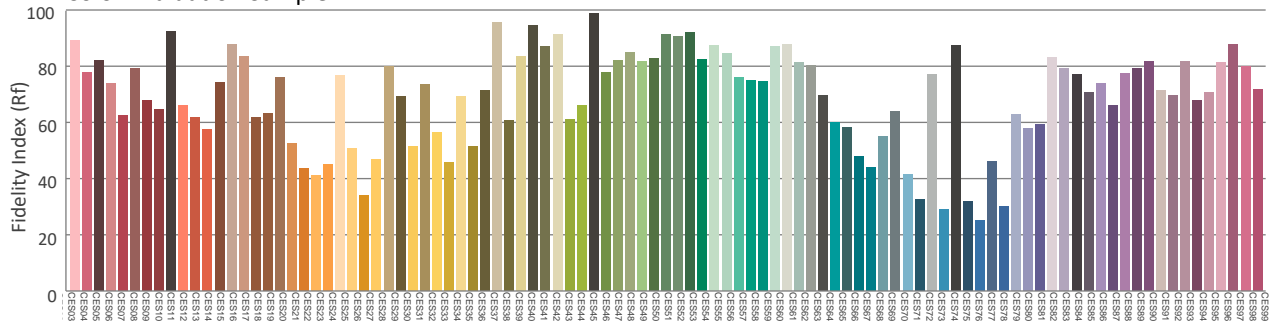
R<sub>f</sub> by Hue



Local Chroma Shift by Hue



Color Evaluation Sample



# Contact Us

General Information	Technical Support
<b>Chauvet World Headquarters</b>	
3360 Davie Rd. Davie, FL 33314 Voice: (954) 577-4455 Fax: (954) 929-5560 Toll Free: (800) 762-1084	Voice: (844) 393-7575 Fax: (954) 756-8015 Email: <a href="mailto:chauvetcs@chauvetlighting.com">chauvetcs@chauvetlighting.com</a> Website: <a href="http://www.chauvetprofessional.com">www.chauvetprofessional.com</a>
<b>Chauvet U.K.</b>	
Pod 1 EVO Park Little Oak Drive, Sherwood Park Nottinghamshire, NG15 0EB UK Voice: +44 (0) 1773 511115 Fax: +44 (0) 1773 511110	Email: <a href="mailto:UKtech@chauvetlighting.eu">UKtech@chauvetlighting.eu</a> Website: <a href="http://www.chauvetprofessional.eu">www.chauvetprofessional.eu</a>
<b>Chauvet Benelux</b>	
Stokstraat 18 9770 Kruishoutem Belgium Voice: +32 9 388 93 97	Email: <a href="mailto:BNLtech@chauvetlighting.eu">BNLtech@chauvetlighting.eu</a> Website: <a href="http://www.chauvetprofessional.eu">www.chauvetprofessional.eu</a>
<b>Chauvet France</b>	
3, Rue Ampère 91380 Chilly-Mazarin France Voice: +33 1 78 85 33 59	Email: <a href="mailto:FRtech@chauvetlighting.fr">FRtech@chauvetlighting.fr</a> Website: <a href="http://www.chauvetprofessional.eu">www.chauvetprofessional.eu</a>
<b>Chauvet Germany</b>	
Bruno-Bürgel-Str. 11 28759 Bremen Germany Voice: +49 421 62 60 20	Email: <a href="mailto:DEtech@chauvetlighting.de">DEtech@chauvetlighting.de</a> Website: <a href="http://www.chauvetprofessional.eu">www.chauvetprofessional.eu</a>
<b>Chauvet Mexico</b>	
Av. de las Partidas 34 - 3B (Entrance by Calle 2) Zona Industrial Lerma Lerma, Edo. de México, CP 52000 Voice: +52 (728) 690-2010	Email: <a href="mailto:servicio@chauvet.com.mx">servicio@chauvet.com.mx</a> Website: <a href="http://www.chauvetprofessional.mx">www.chauvetprofessional.mx</a>

Visit the applicable website above to verify our contact information and instructions to request support. Outside the U.S., U.K., Ireland, Benelux, France, Germany, or Mexico, contact the dealer of the record.

