

PHOTOMETRICS REPORT

COLORADO *PANEL*
Q40



Table of Contents

1. Testing Process	1
2. Photometric Reports	2
Standard Optics, Full Power	2
Report Summary	2
Overall Measurement	2
Beam Details	3
Polar Diagrams	4
50° Filter (Included), Full Power	5
Report Summary	5
Overall Measurement	5
Beam Details	6
Polar Diagrams	7
60x10° Filter, Full Power	8
Report Summary	8
Overall Measurement	8
Beam Details	9
Polar Diagrams	10
60–40° Filter at 60°, Full Power	11
Report Summary	11
Overall Measurement	11
Beam Details	12
Polar Diagrams	13
60–40° Filter at 40°, Full Power	14
Report Summary	14
Overall Measurement	14
Beam Details	15
Polar Diagrams	16
3. Contact Us	17

Testing Process

Total Illuminance Measurements

Illuminance is measured using the Viso Systems LabSpion[®], which takes multiple measurements across a light beam to calculate the total delivered lumens, beam, and field of a product. These values can be described as the empirical output of the product as it projects from the lens or lenses. All photometric data contained in this report are obtained from the actual illuminance of the tested Chauvet light source and are never theoretical values derived from calculations.

Testing Lab Equipment and Process

The Chauvet headquarters in Sunrise, Florida has a climate- and light-controlled photometric testing laboratory where Chauvet products are analyzed and photometric data are measured using the Viso Systems LabSpion[®] light measurement solution.

This system includes a spectrometer sensor, which measures the precise light and color output of the fixture, and a two-axis goniometer, which rotates the product to allow for multi-angle and multi-directional measurement. The Viso Light Inspector software then collects and summarizes the data. From the data gathered, the software can also measure the beam and field angles, accurate color temperature, color quality, and illuminance at multiple distances. The custom-built, Chauvet-specific template presents this information in the photometric and chromaticity reports that follow.

IES (Illuminating Engineering Society) files, an industry-standard file format, are also generated from each test for easy distribution of photometric data.

Several light meters are also used for specific products or to recheck for precision. Accuracy is verified using one or more of the devices listed below:

- Sekonic SpectroMaster C-700-U
- EXTECH HD450 Datalogging Heavy Duty Light Meter
- Asensetek Essence Lighting Passport

To ensure accurate measurements in every photometric or chromaticity test, Chauvet routinely calibrates the LabSpion[®] system every six months as recommended by Viso Systems.

Photometric Report

COLORado Panel Q40: Standard Optics, Full Power

Report Summary

Output

Total Lumens: 25274 lm
Peak Intensity: 261928 cd
Illuminance @ 5m: 10477 lux
Fixture Efficacy: 45 lm/W

Optical

Horizontal Beam Angle (50%): 14.7°
Vertical Beam Angle (50%): 14.7°
Horizontal Field Angle (10%): 27.1°
Vertical Field Angle (10%): 27.1°
Horizontal Cutoff Angle (3%): 39.2°
Vertical Cutoff Angle (3%): 39.2°

Conditions

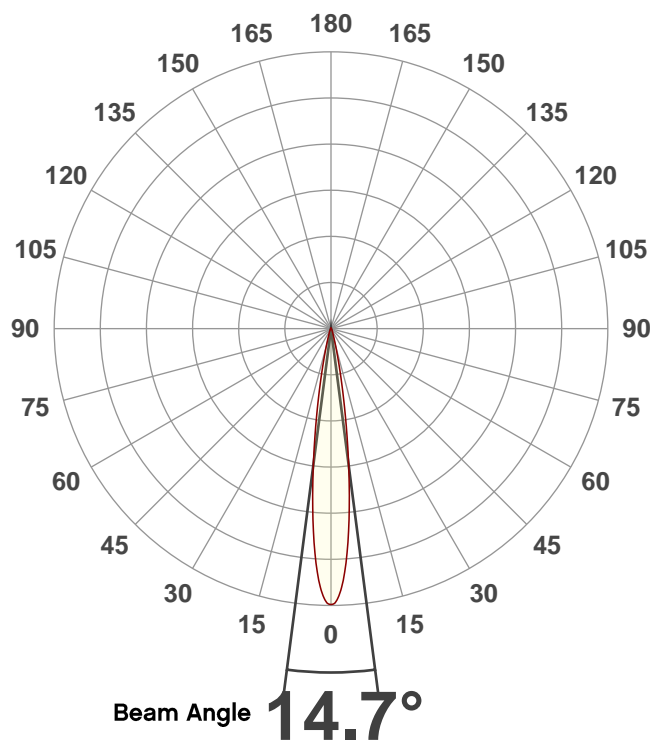
AC Supply: 114 V, 60 Hz
Power: 570.88 W
Current: 5.00 A
Power Factor: 0.99



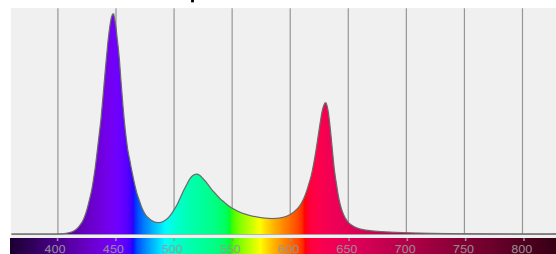
This data sheet conforms to American National Standard E1.9 – 2007 (R2017). All data was measured and calculated by a Viso Systems LabSpion Goniometer at the Chauvet PD Optics Laboratory in Sunrise, FL on 9/26/2019 to LM-63-2002 Standards.

Overall Measurement

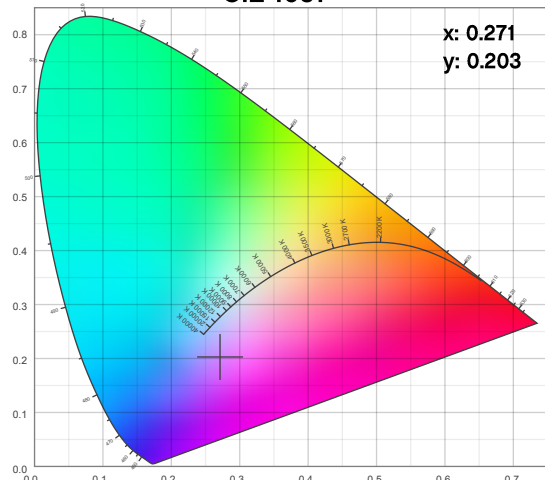
Angular Beam Distribution



Spectral Distribution



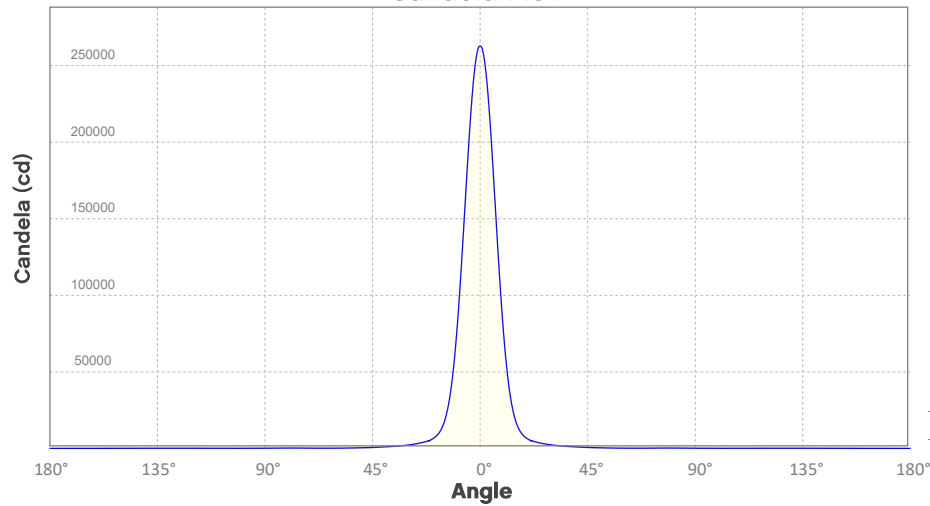
CIE 1931



Photometric Report

COLORado Panel Q40: Standard Optics, Full Power

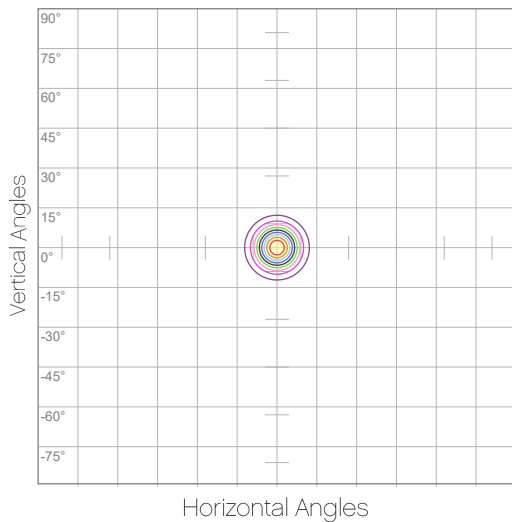
Candela Plot



Beam Angle (50%): 14.7°
Field Angle (10%): 27.1°
Cutoff Angle (3%): 39.2°

— Horizontal Distribution
— Vertical Distribution

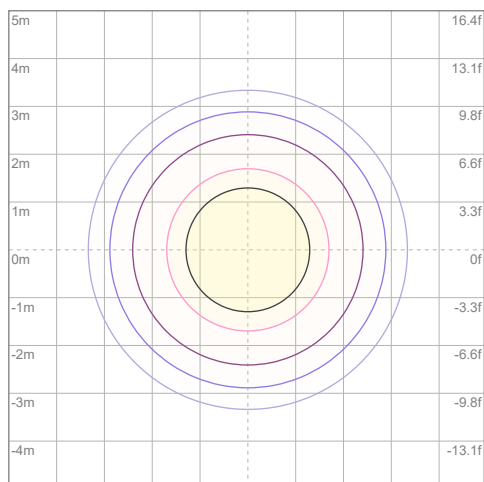
Polar Diagrams



iso-candela Diagram

10%	26193 cd
20%	52386 cd
30%	78578 cd
40%	104771 cd
50%	130964 cd
60%	157157 cd
70%	183350 cd
80%	209543 cd
90%	235735 cd

Conditions:
Number of c-planes: 2
Candela at center: 261928 cd



iso-illuminance Diagram

3%	78.6 lx
5%	131 lx
10%	262 lx
30%	786 lx
50%	1310 lx

Conditions:
Number of c-planes: 2
Lux at center: 2619 lx

Lux distribution on a surface when lamp is mounted at 10 meters from the surface.

Mounting height: 10 meters / 33 feet

Photometric Report

COLOrado Panel Q40: Standard Optics-w/50deg Filter, Full Power

Report Summary

Output

Total Lumens: 21922 lm
Peak Intensity: 66193 cd
Illuminance @ 5m: 2648 lux
Fixture Efficacy: 39 lm/W

Optical

Horizontal Beam Angle (50%): 26.9°
Vertical Beam Angle (50%): 26.9°
Horizontal Field Angle (10%): 54.9°
Vertical Field Angle (10%): 54.9°
Horizontal Cutoff Angle (3%): 78.9°
Vertical Cutoff Angle (3%): 78.9°

Conditions

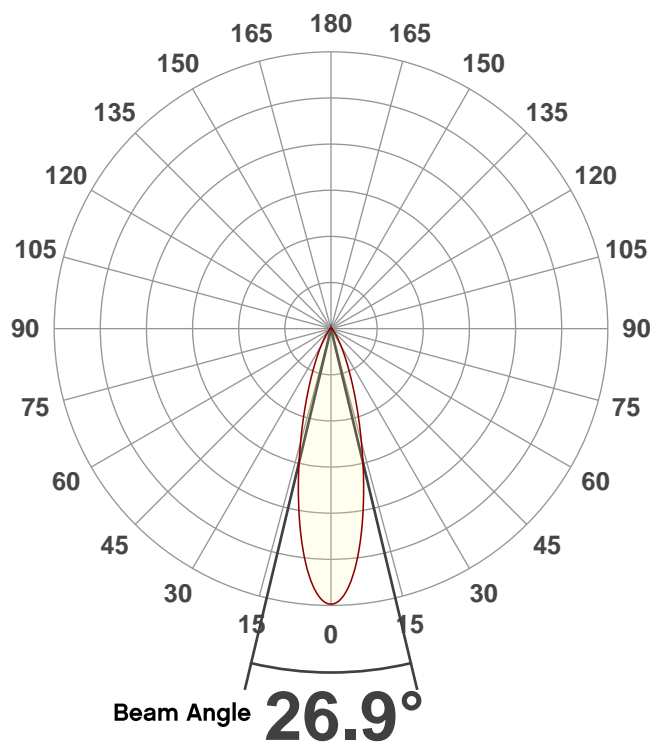
AC Supply: 114 V, 60 Hz
Power: 569.45 W
Current: 4.99 A
Power Factor: 0.99



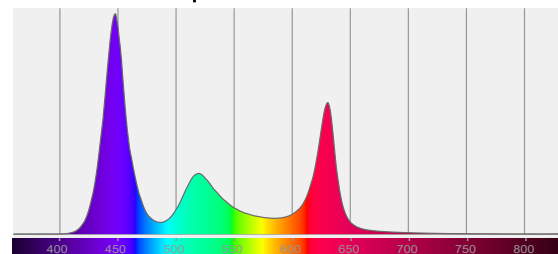
This data sheet conforms to American National Standard E1.9 – 2007 (R2017). All data was measured and calculated by a Viso Systems LabSpion Goniometer at the Chauvet PD Optics Laboratory in Sunrise, FL on 9/26/2019 to LM-63-2002 Standards.

Overall Measurement

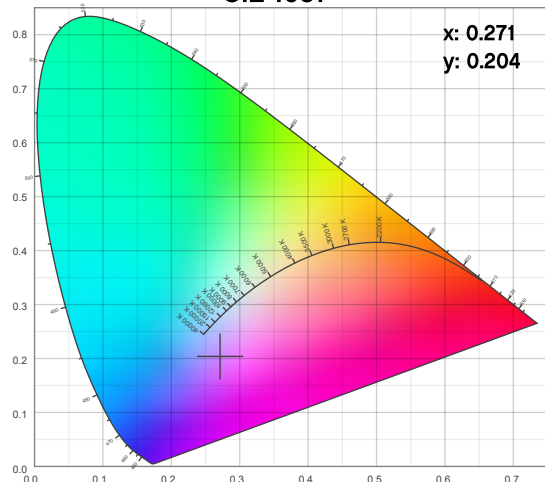
Angular Beam Distribution



Spectral Distribution



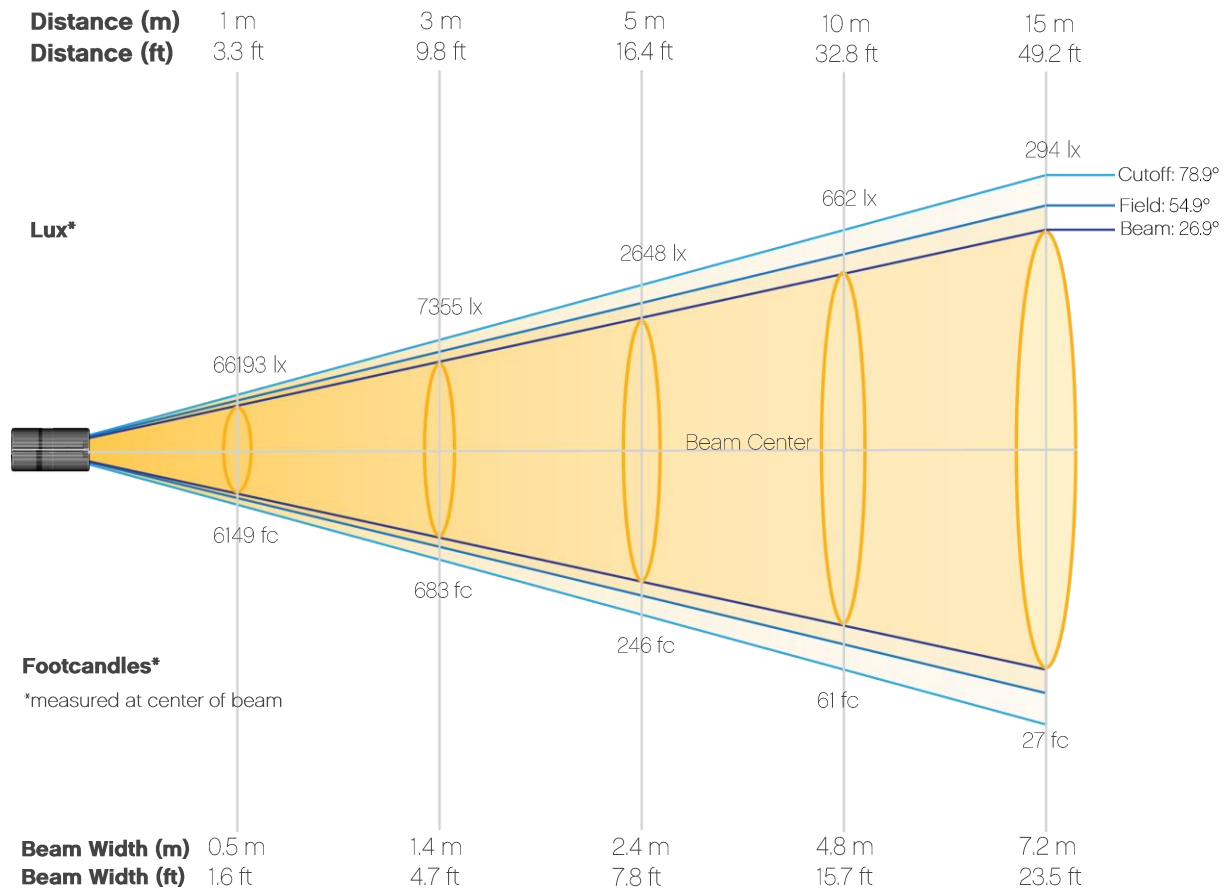
CIE 1931



Photometric Report

COLORado Panel Q40: Standard Optics-w/50deg Filter, Full Power

Beam Details



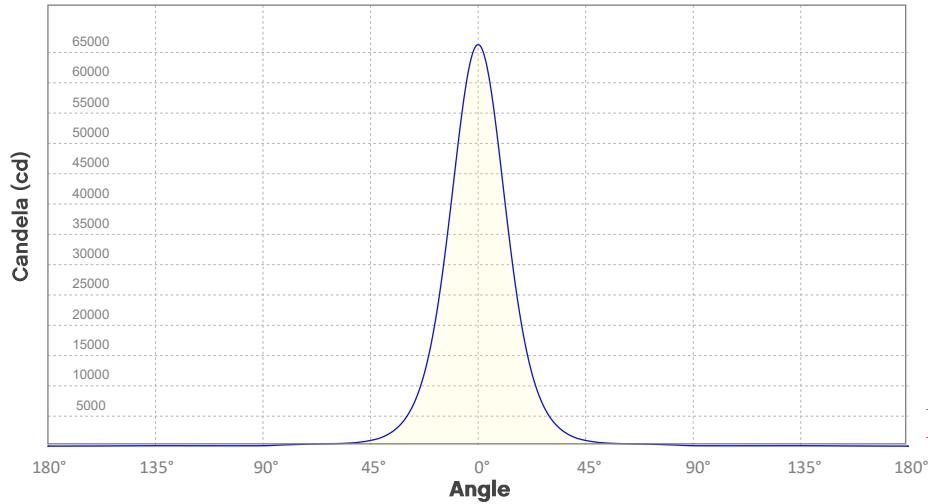
Beam Illuminances from 1-20m (3.3-65.6ft)

Distance	1m	2m	3m	4m	5m	6m	7m	8m	9m	10m
Lux	66193	16548	7355	4137	2648	1839	1351	1034	817	662
Distance	11m	12m	13m	14m	15m	16m	17m	18m	19m	20m
Lux	547	460	392	338	294	259	229	204	183	165
Distance	3.3ft	6.6ft	9.8ft	13.1ft	16.4ft	19.7ft	23ft	26.2ft	29.5ft	32.8ft
FC	6149	1537	683	384	246	171	125	96	76	61
Distance	36.1ft	39.4ft	42.7ft	45.9ft	49.2ft	52.5ft	55.8ft	59.1ft	62.3ft	65.6ft
FC	51	43	36	31	27	24	21	19	17	15

Photometric Report

COLORado Panel Q40: Standard Optics-w/50deg Filter, Full Power

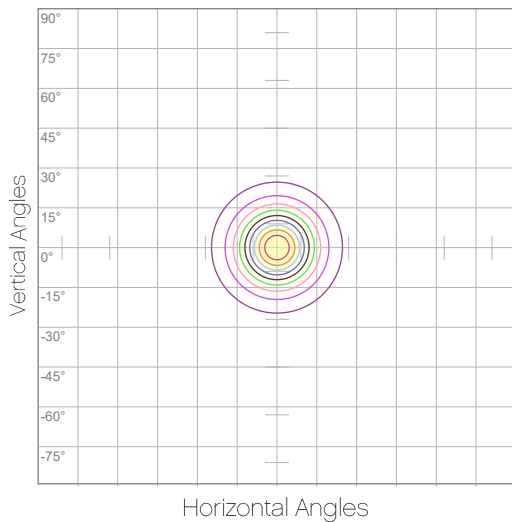
Candela Plot



Beam Angle (50%): 26.9°
Field Angle (10%): 54.9°
Cutoff Angle (3%): 78.9°

— Horizontal Distribution
— Vertical Distribution

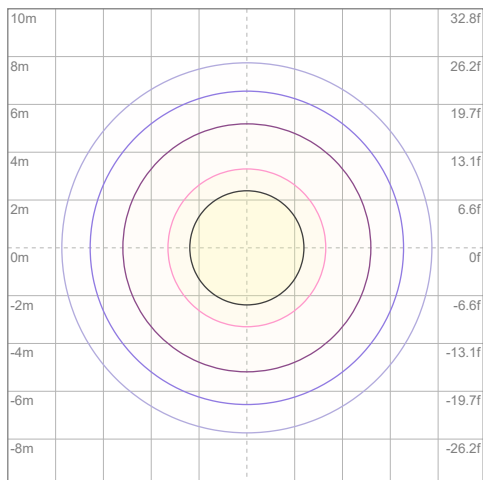
Polar Diagrams



iso-candela Diagram

10%	6619 cd
20%	13239 cd
30%	19858 cd
40%	26477 cd
50%	33096 cd
60%	39716 cd
70%	46335 cd
80%	52954 cd
90%	59573 cd

Conditions:
Number of c-planes: 2
Candela at center: 66193 cd



iso-illuminance Diagram

3%	19.9 lx
5%	33.1 lx
10%	66.2 lx
30%	199 lx
50%	331 lx

Conditions:
Number of c-planes: 2
Lux at center: 662 lx

Lux distribution on a surface when lamp is mounted at 10 meters from the surface.

Mounting height: 10 meters / 33 feet

Photometric Report

COLORado Panel Q40: Accessory Optics-w/60x10deg Filter, Full Power

Report Summary

Output

Total Lumens: 19011 lm
Peak Intensity: 30567 cd
Illuminance @ 5m: 1167 lux
Fixture Efficacy: 32 lm/W

Optical

Horizontal Beam Angle (50%): 72.5°
Vertical Beam Angle (50%): 18.9°
Horizontal Field Angle (10%): 106.3°
Vertical Field Angle (10%): 44.8°
Horizontal Cutoff Angle (3%): 134.3°
Vertical Cutoff Angle (3%): 80.7°

Conditions

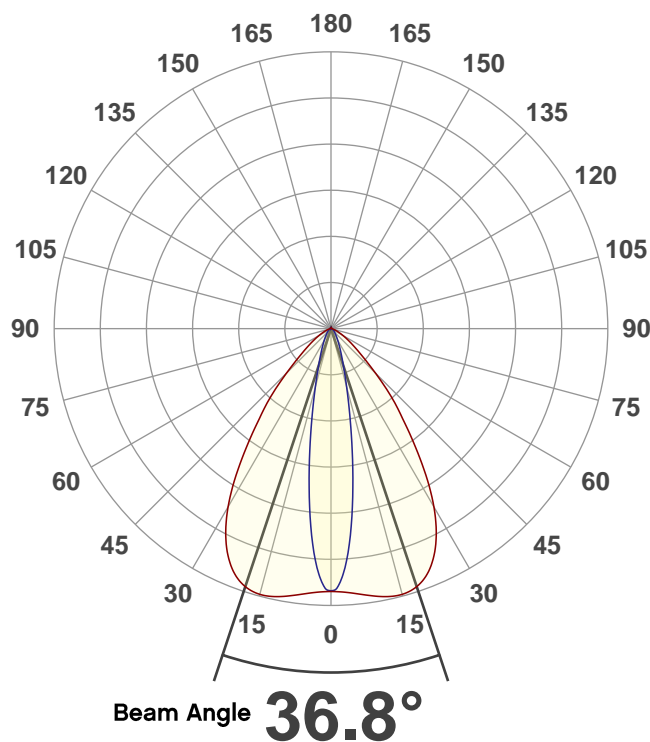
AC Supply: 116 V, 60.1 Hz
Power: 594.67 W
Current: 5.14 A
Power Factor: 0.99



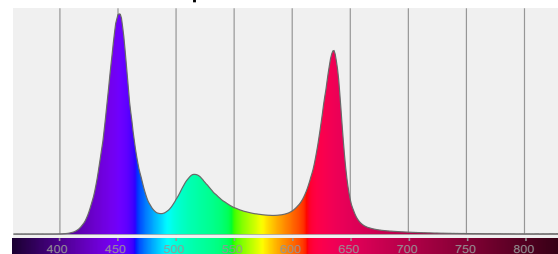
This data sheet conforms to American National Standard E1.9 – 2007 (R2017). All data was measured and calculated by a Viso Systems LabSpion Goniometer at the Chauvet PD Optics Laboratory in Sunrise, FL on 2/13/2020 to LM-63-2002 Standards.

Overall Measurement

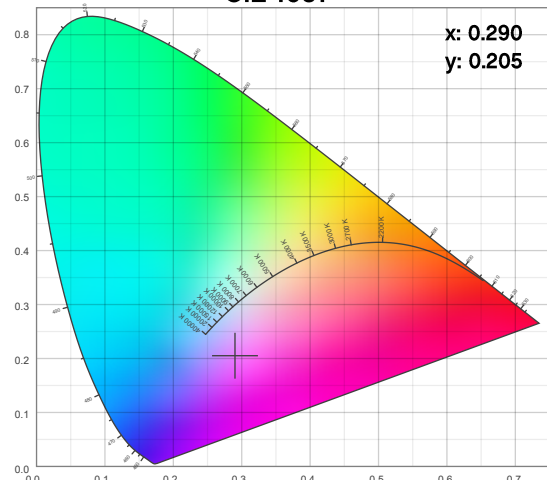
Angular Beam Distribution



Spectral Distribution



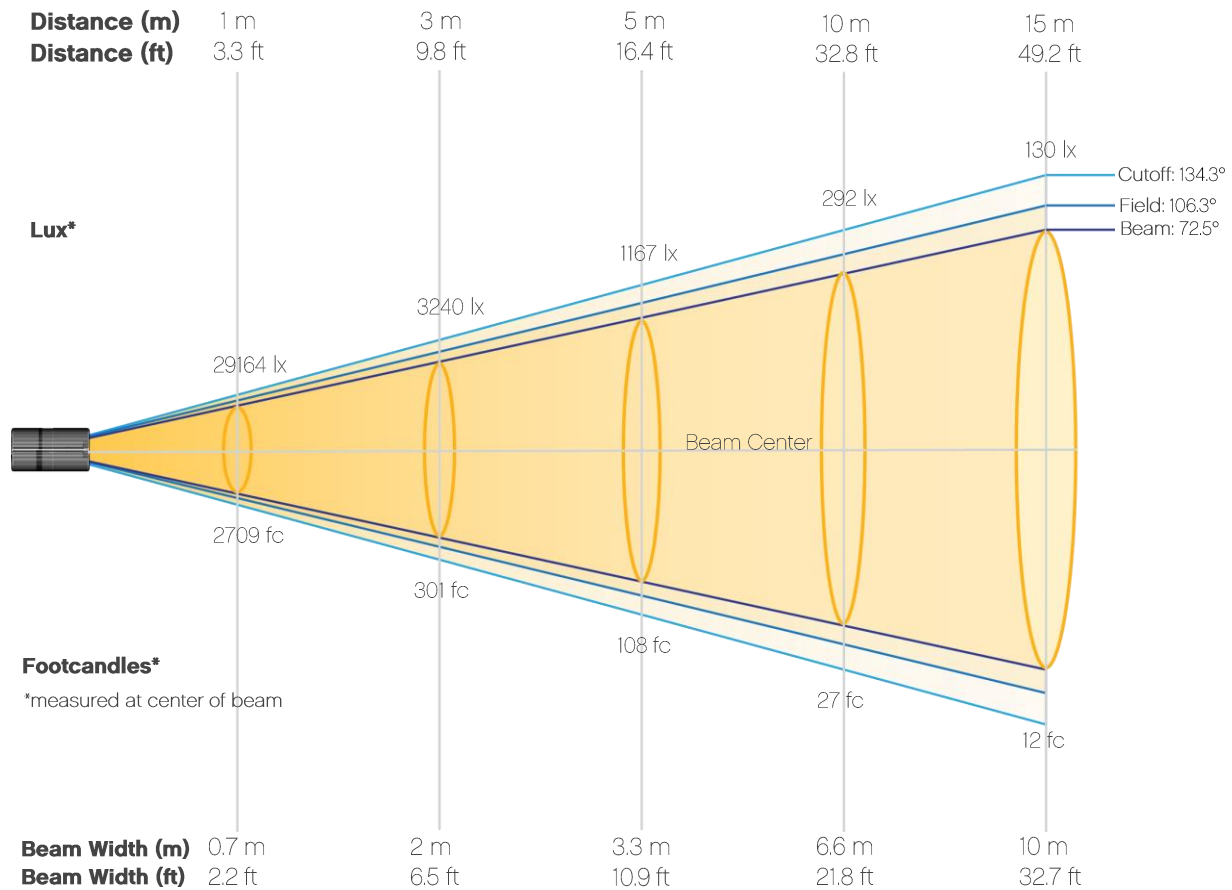
CIE 1931



Photometric Report

COLORado Panel Q40: Accessory Optics-w/60x10deg Filter, Full Power

Beam Details



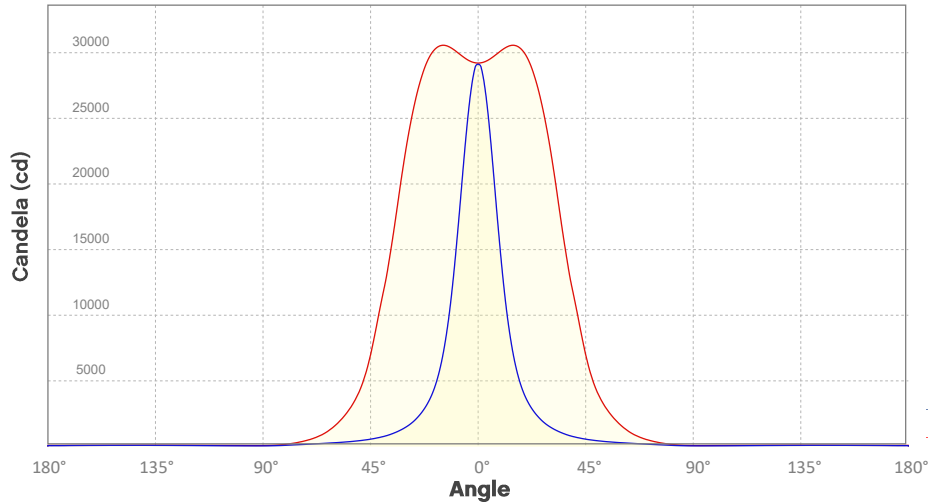
Beam Illuminances from 1-20m (3.3-65.6ft)

Distance	1m	2m	3m	4m	5m	6m	7m	8m	9m	10m
Lux	29164	7291	3240	1823	1167	810	595	456	360	292
Distance	11m	12m	13m	14m	15m	16m	17m	18m	19m	20m
Lux	241	203	173	149	130	114	101	90	81	73
Distance	3.3ft	6.6ft	9.8ft	13.1ft	16.4ft	19.7ft	23ft	26.2ft	29.5ft	32.8ft
FC	2709	677	301	169	108	75	55	42	33	27
Distance	36.1ft	39.4ft	42.7ft	45.9ft	49.2ft	52.5ft	55.8ft	59.1ft	62.3ft	65.6ft
FC	22	19	16	14	12	11	9	8	8	7

Photometric Report

COLORado Panel Q40: Accessory Optics-w/60x10deg Filter, Full Power

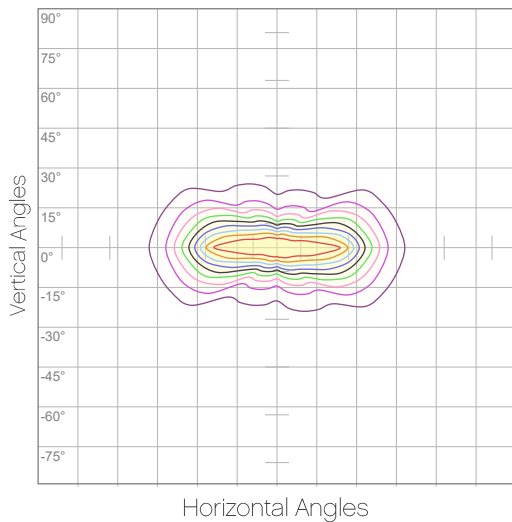
Candela Plot



Beam Angle (50%): 36.8°
Field Angle (10%): 69°
Cutoff Angle (3%): 106.2°

— Horizontal Distribution
 — Vertical Distribution

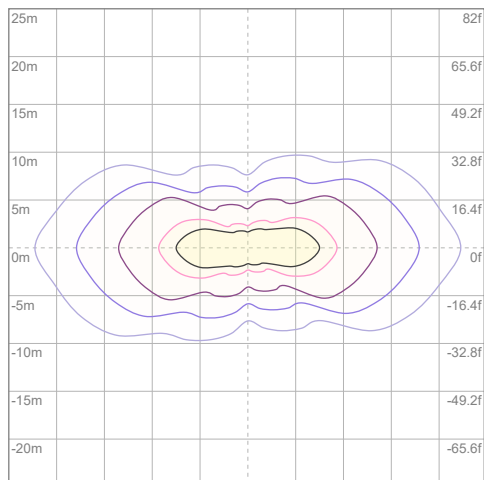
Polar Diagrams



iso-candela Diagram

10%	2916 cd
20%	5833 cd
30%	8749 cd
40%	11666 cd
50%	14582 cd
60%	17498 cd
70%	20415 cd
80%	23331 cd
90%	26247 cd

Conditions:
 Number of c-planes: 8
 Candela at center: 29164 cd



iso-illuminance Diagram

3%	8.75 lx
5%	14.6 lx
10%	29.2 lx
30%	87.5 lx
50%	146 lx

Conditions:
 Number of c-planes: 8
 Lux at center: 292 lx

Lux distribution on a surface when lamp is mounted at 10 meters from the surface.

Mounting height: 10 meters / 33 feet

Photometric Report

COLOrado Panel Q40: Accessory Optics-w/60-40 Filter-60deg, Full Power

Report Summary

Output

Total Lumens: 18148 lm
Peak Intensity: 32496 cd
Illuminance @ 5m: 1299 lux
Fixture Efficacy: 31 lm/W

Optical

Horizontal Beam Angle (50%): 46.1°
Vertical Beam Angle (50%): 30.1°
Horizontal Field Angle (10%): 87.3°
Vertical Field Angle (10%): 62.7°
Horizontal Cutoff Angle (3%): 120°
Vertical Cutoff Angle (3%): 91.8°

Conditions

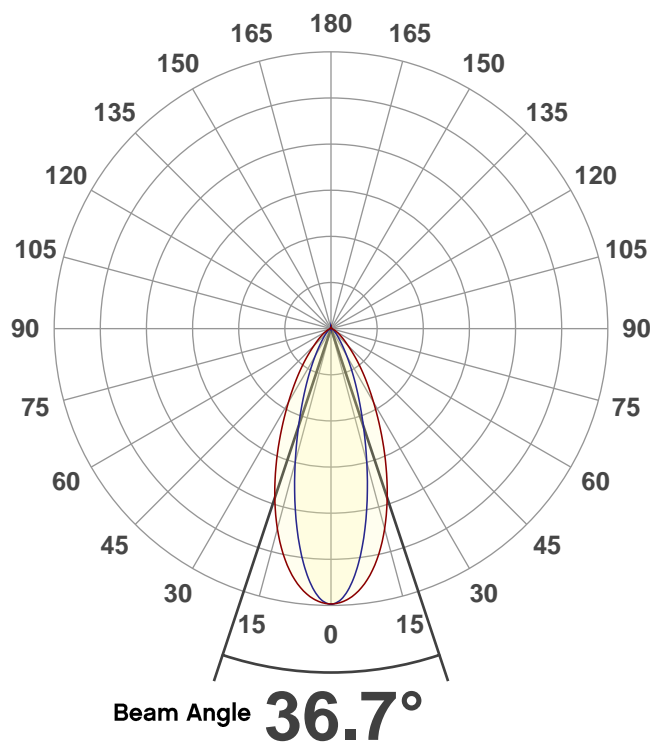
AC Supply: 118 V, 60 Hz
Power: 591.3 W
Current: 5.03 A
Power Factor: 0.99



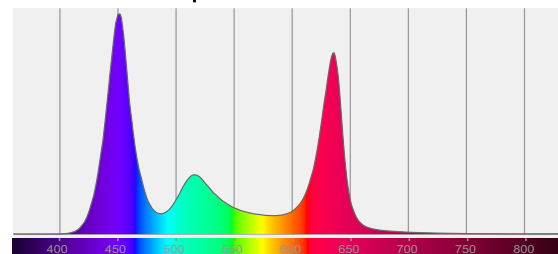
This data sheet conforms to American National Standard E1.9 – 2007 (R2017). All data was measured and calculated by a Viso Systems LabSpion Goniometer at the Chauvet PD Optics Laboratory in Sunrise, FL on 2/13/2020 to LM-63-2002 Standards.

Overall Measurement

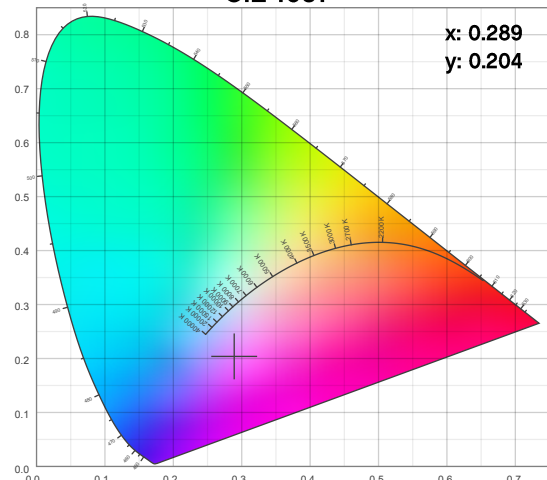
Angular Beam Distribution



Spectral Distribution



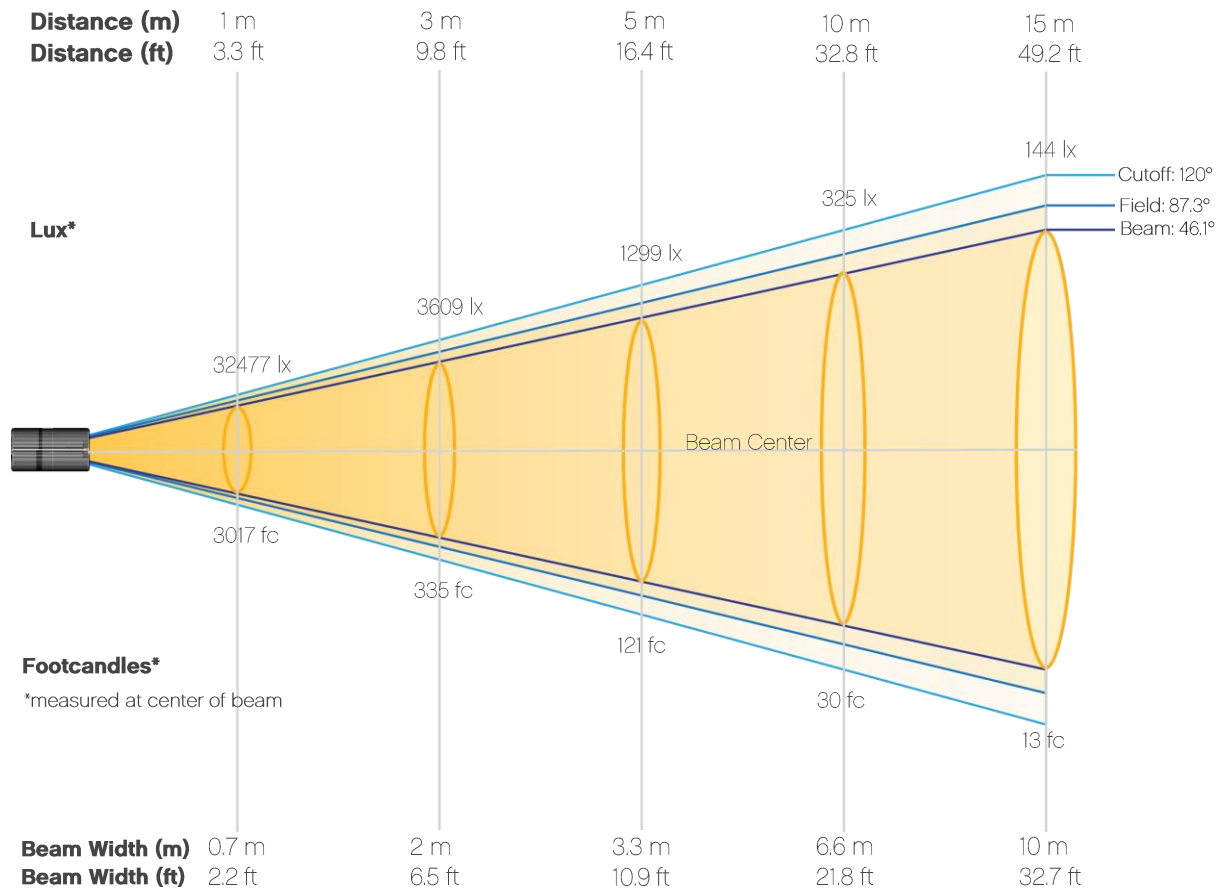
CIE 1931



Photometric Report

COLORado Panel Q40: Accessory Optics-w/60-40 Filter-60deg, Full Power

Beam Details



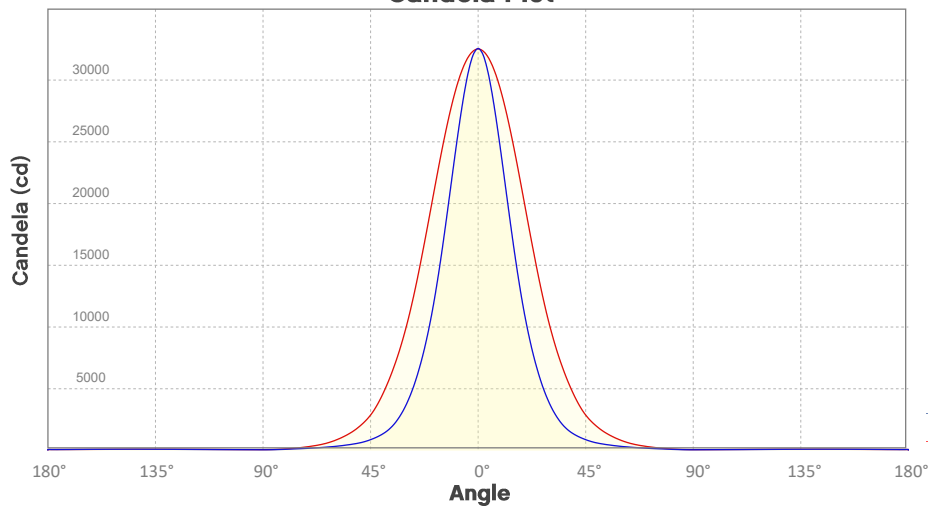
Beam Illuminances from 1-20m (3.3-65.6ft)

Distance	1m	2m	3m	4m	5m	6m	7m	8m	9m	10m
Lux	32477	8119	3609	2030	1299	902	663	507	401	325
Distance	11m	12m	13m	14m	15m	16m	17m	18m	19m	20m
Lux	268	226	192	166	144	127	112	100	90	81
Distance	3.3ft	6.6ft	9.8ft	13.1ft	16.4ft	19.7ft	23ft	26.2ft	29.5ft	32.8ft
FC	3017	754	335	189	121	84	62	47	37	30
Distance	36.1ft	39.4ft	42.7ft	45.9ft	49.2ft	52.5ft	55.8ft	59.1ft	62.3ft	65.6ft
FC	25	21	18	15	13	12	10	9	8	8

Photometric Report

COLORado Panel Q40: Accessory Optics-w/60-40 Filter-60deg, Full Power

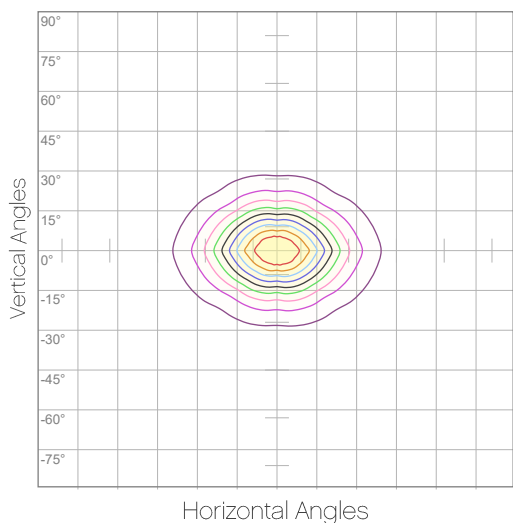
Candela Plot



Beam Angle (50%): 36.7°
Field Angle (10%): 72.2°
Cutoff Angle (3%): 103.9°

— Horizontal Distribution
— Vertical Distribution

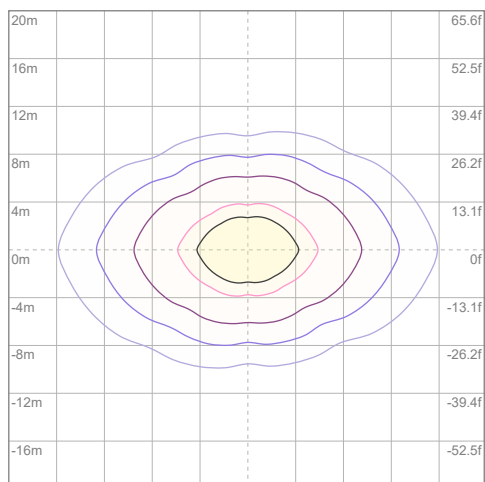
Polar Diagrams



iso-candela Diagram

10%	3248 cd
20%	6495 cd
30%	9743 cd
40%	12991 cd
50%	16238 cd
60%	19486 cd
70%	22734 cd
80%	25981 cd
90%	29229 cd

Conditions:
Number of c-planes: 8
Candela at center: 32477 cd



iso-illuminance Diagram

3%	9.74 lx
5%	16.2 lx
10%	32.5 lx
30%	97.4 lx
50%	162 lx

Conditions:
Number of c-planes: 8
Lux at center: 325 lx

Lux distribution on a surface when lamp is mounted at 10 meters from the surface.

Mounting height: 10 meters / 33 feet

Photometric Report

COLOrado Panel Q40: Accessory Optics-w/60-40 Filter-40deg, Full Power

Report Summary

Output

Total Lumens: 16311 lm
Peak Intensity: 35207 cd
Illuminance @ 5m: 1406 lux
Fixture Efficacy: 28 lm/W

Optical

Horizontal Beam Angle (50%): 35.5°
Vertical Beam Angle (50%): 27.1°
Horizontal Field Angle (10%): 72.1°
Vertical Field Angle (10%): 59.4°
Horizontal Cutoff Angle (3%): 108.7°
Vertical Cutoff Angle (3%): 93.6°

Conditions

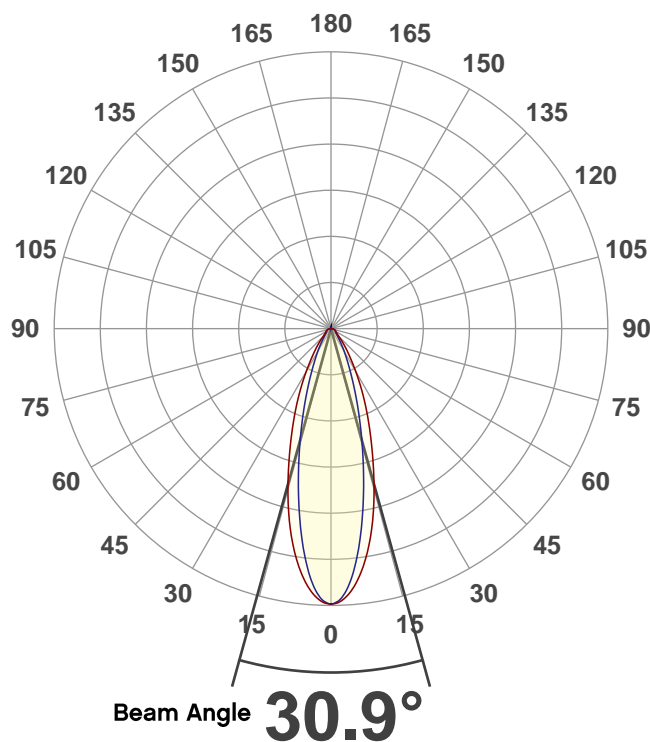
AC Supply: 116 V, 60 Hz
Power: 596.72 W
Current: 5.15 A
Power Factor: 0.99



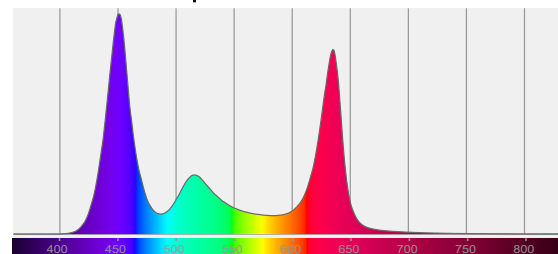
This data sheet conforms to American National Standard E1.9 – 2007 (R2017). All data was measured and calculated by a Viso Systems LabSpion Goniometer at the Chauvet PD Optics Laboratory in Sunrise, FL on 2/13/2020 to LM-63-2002 Standards.

Overall Measurement

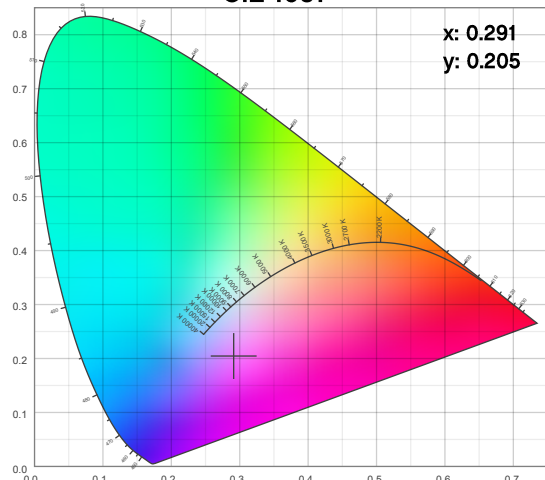
Angular Beam Distribution



Spectral Distribution



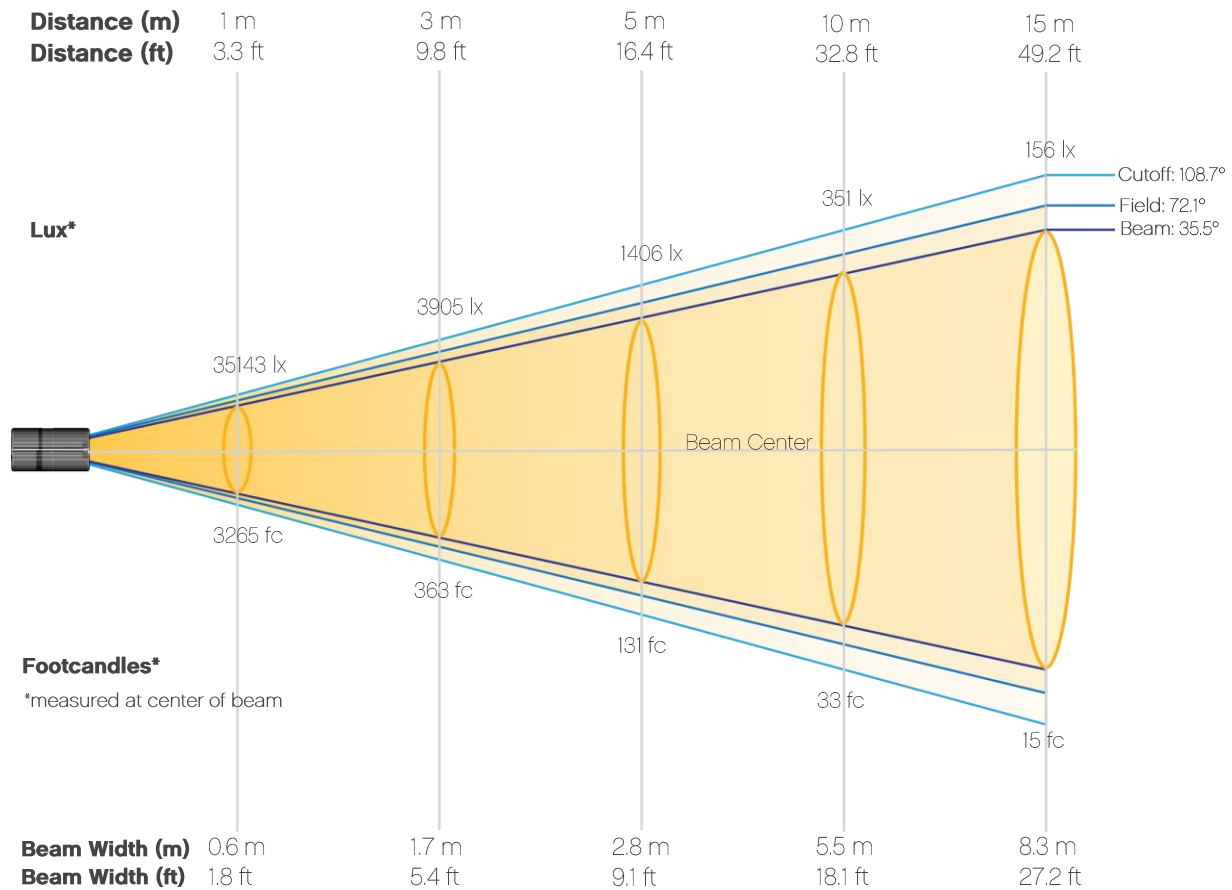
CIE 1931



Photometric Report

COLORado Panel Q40: Accessory Optics-w/60-40 Filter-40deg, Full Power

Beam Details



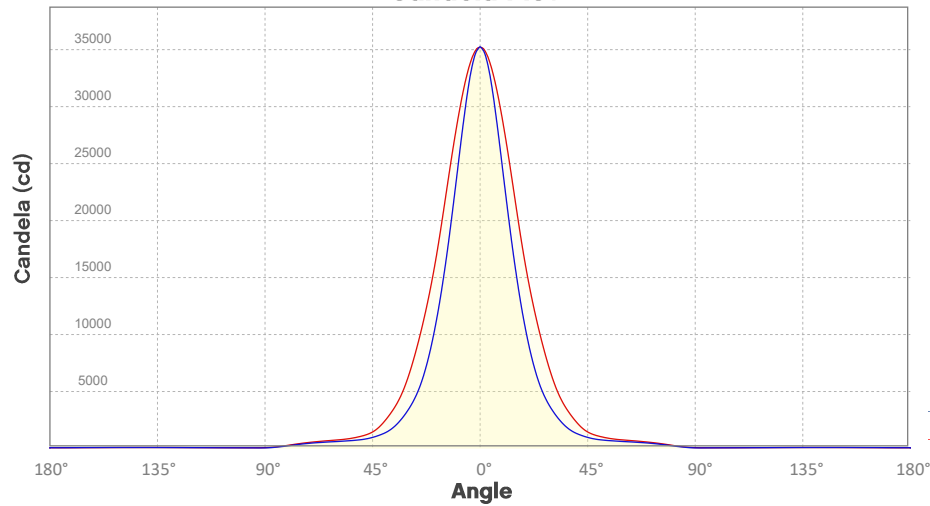
Beam Illuminances from 1-20m (3.3-65.6ft)

Distance	1m	2m	3m	4m	5m	6m	7m	8m	9m	10m
Lux	35143	8786	3905	2196	1406	976	717	549	434	351
Distance	11m	12m	13m	14m	15m	16m	17m	18m	19m	20m
Lux	290	244	208	179	156	137	122	108	97	88
Distance	3.3ft	6.6ft	9.8ft	13.1ft	16.4ft	19.7ft	23ft	26.2ft	29.5ft	32.8ft
FC	3265	816	363	204	131	91	67	51	40	33
Distance	36.1ft	39.4ft	42.7ft	45.9ft	49.2ft	52.5ft	55.8ft	59.1ft	62.3ft	65.6ft
FC	27	23	19	17	15	13	11	10	9	8

Photometric Report

COLORado Panel Q40: Accessory Optics-w/60-40 Filter-40deg, Full Power

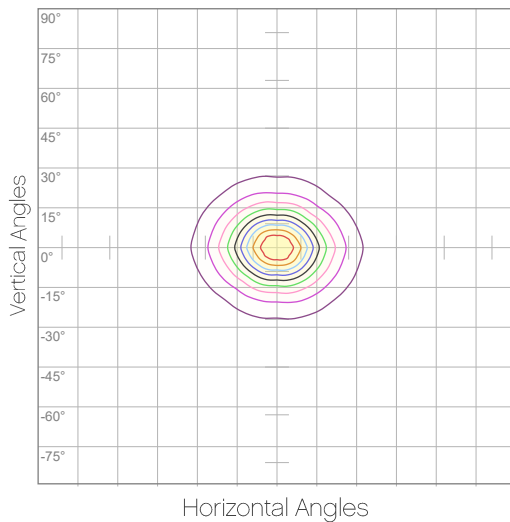
Candela Plot



Beam Angle (50%): 30.9°
Field Angle (10%): 64.6°
Cutoff Angle (3%): 99.7°

— Horizontal Distribution
— Vertical Distribution

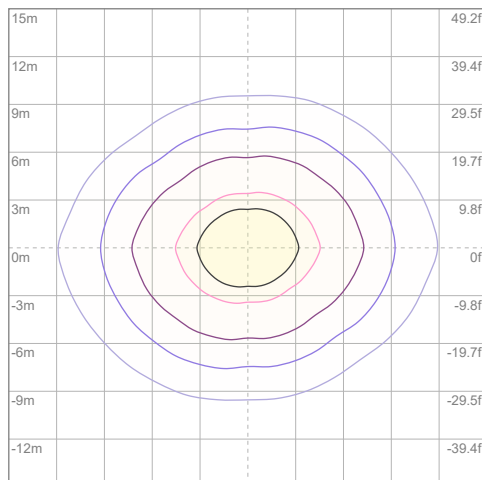
Polar Diagrams



iso-candela Diagram

10%	3514 cd
20%	7029 cd
30%	10543 cd
40%	14057 cd
50%	17571 cd
60%	21086 cd
70%	24600 cd
80%	28114 cd
90%	31629 cd

Conditions:
Number of c-planes: 8
Candela at center: 35143 cd



iso-illuminance Diagram

3%	10.5 lx
5%	17.6 lx
10%	35.1 lx
30%	105 lx
50%	176 lx

Conditions:
Number of c-planes: 8
Lux at center: 351 lx

Lux distribution on a surface when lamp is mounted at 10 meters from the surface.

Mounting height: 10 meters / 33 feet

Contact Us

General Information	Technical Support
Chauvet World Headquarters	
5200 NW 108 th Ave. Sunrise, FL 33351 Voice: (954) 577-4455 Fax: (954) 929-5560 Toll Free: (800) 762-1084	Voice: (844) 393-7575 Fax: (954) 756-8015 Email: chauvetcs@chauvetlighting.com Website: www.chauvetprofessional.com
Chauvet Europe Ltd	
Unit 1C Brookhill Road Industrial Estate Pinxton, Nottingham, UK NG16 6NT Voice: +44 (0) 1773 511115 Fax: +44 (0) 1773 511110	Email: UKtech@chauvetlighting.eu Website: www.chauvetprofessional.eu
Chauvet Europe BVBA	
Stokstraat 18 9770 Kruishoutem, Belgium Voice: +32 (9) 388 93 97	Email: BNLtech@chauvetlighting.eu Website: www.chauvetprofessional.eu
Chauvet France	
3, Rue Ampère 91380 Chilly-Mazarin, France Voice: +33 1 78 85 33 59	Email: FRtech@chauvetlighting.fr Website: www.chauvetprofessional.eu
Chauvet Germany	
Bruno-Bürgel-Str. 11 28759 Bremen, Germany Voice: +49 421 62 60 20	Email: DEtech@chauvetlighting.de Website: www.chauvetprofessional.eu
Chauvet Mexico	
Av. de las Partidas 34 - 3B (Entrance by Calle 2) Zona Industrial Lerma Lerma, Edo. de México, CP 52000 Voice: +52 (728) 690-2010	Email: servicio@chauvetlighting.de Website: www.chauvetprofessional.eu

Visit the applicable website above to verify our contact information and instructions to request support. Outside the U.S., U.K., Ireland, Benelux, France, Germany, or Mexico, contact the dealer of the record.

