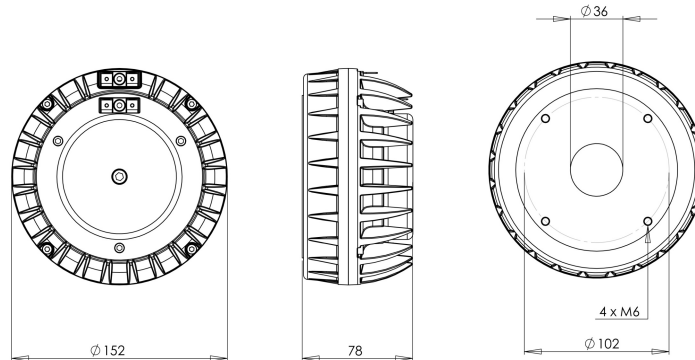


DCX464

8Ω

Coaxials HF - 1.4 Inches



- Time coherent coaxial ring radiator design (Patents EP3644623B1, US11343608B2)
- 1.4" horn throat diameter
- 300 - 18000 Hz response
- 111.4 dB sensitivity
- 220 W continuous program power capacity
- Neodymium magnet assembly



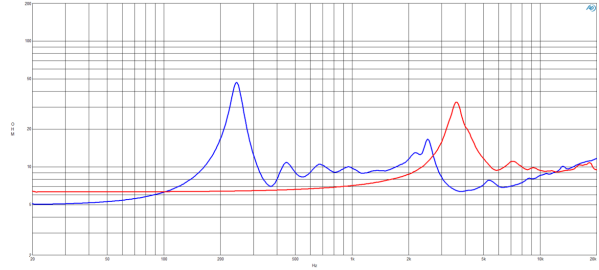
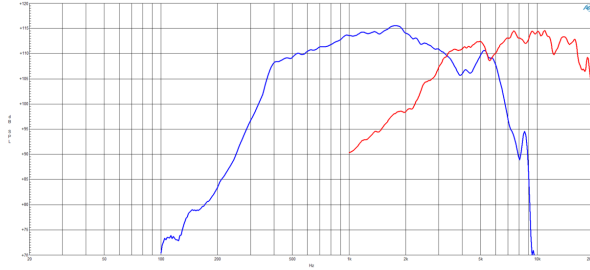
More than five years of B&C research and development has culminated in a family of next generation high frequency devices. Compression drivers are the linchpin of a PA system: operating at wavelengths too small to readily couple with other drivers, they alone have to fight distance and atmospheric losses to deliver concert sound pressure levels to ever larger audiences.

Enter the DCX464 coaxial ring radiator, designed from scratch to advance the state of the art. The DCX464's midrange diaphragm covers 300Hz - 5.5kHz with 111.1 dB sensitivity, and its 100mm voice coil handles 220 watts. The 64mm coil high frequency diaphragm covers 3 - 18kHz with 111.4 dB sensitivity and handles 160 watts. A patented midrange integrator allows both diaphragms to work in harmony over a wide bandwidth, for greater combined output and crossover flexibility. All this energy arrives at a 1.4" throat, from the most compact package that can be designed today. Brand new materials and thousands of hours of modelling and testing result in lower distortion at higher SPL than has ever been possible before. Consider the new DCX464 for your next design, and enjoy a new standard in fidelity, with the reliability and consistency you expect from B&C.

Also available: the [ME464](#) 80x60 degree point-source horn loading to 300Hz ([ME464-464](#)), the [ME148](#) line-array waveguide for use to 500Hz ([WG148-464](#)), and the [FB464](#) passive crossover.

DCX464

Coaxials HF- 1.4 Inches



SPECIFICATIONS MF UNIT¹

MF Throat Diameter	36 mm (1.4 in)
Nominal Impedance	8 Ω
MF Minimum Impedance	6.4 Ω
MF Nominal Power Handling ²	110 W
MF Continuous Power Handling ³	220 W
Sensitivity (1W/1m) ⁴	111.1 dB
MF Frequency Range	0.3 - 5.5 kHz
MF Recommended Crossover ⁵	0.3 kHz
MF Voice Coil Diameter	100 mm (4.0 in)
MF Winding Material	Aluminium
MF Inductance	0.21 mH
Diaphragm Material	HT Polymer
MF Flux Density	1.9 T
Magnet Material	Neodymium Ring

SPECIFICATIONS HF UNIT⁶

HF Throat Diameter	36 mm (1.4 in)
Nominal Impedance	8 Ω
HF Minimum Impedance	9.0 Ω
HF Nominal Power Handling ⁷	80 W
HF Continuous Power Handling ⁸	160 W
Sensitivity (1W/1m) ⁹	111.4 dB
HF Frequency Range	3.5 - 18.0 kHz
HF Recommended Crossover ¹⁰	4.0 kHz
HF Voice Coil Diameter	65 mm (2.5 in)
HF Winding Material	Aluminium
HF Inductance	0.1 mH
Diaphragm Material	HT Polymer
HF Flux Density	2.14 T
Magnet Material	Neodymium Inside Slug

MOUNTING AND SHIPPING INFO

Four M6 holes 90° on 102 mm (4") diameter	
Overall Diameter	152 mm (5.98 in)
Depth	78 mm (3.07 in)
Net Weight	3.64 kg (8.02 lb)
Shipping Units	1
Shipping Weight	3.84 kg (8.47 lb)
Shipping Box	170x170x140 mm (6.69x6.69x5.51 in)
Other Details	4x M6 Mounting Studs with bolts and washers included

CROSSOVER

Crossover

SERVICE KIT

HF replacement diaphragm	MMDDCX464HF8
MF replacement diaphragm	MMDDCX464MF8

1. Driver mounted on 320 Hz exponential horn.
2. 2 hour test made with continuous pink noise signal within the range from the recommended crossover frequency to 3 kHz. Power calculated on rated minimum impedance.
3. Power on Continuous Program is defined as 3 dB greater than the Nominal rating.
4. Applied RMS Voltage is set to 2.83 V for 8 ohms Nominal Impedance.
5. 12 dB/oct. or higher slope high-pass filter.
6. Driver mounted on 320 Hz exponential horn.
7. 2 hour test made with continuous pink noise signal within the range from the recommended crossover frequency to 20 kHz. Power calculated on rated minimum impedance.
8. Power on Continuous Program is defined as 3 dB greater than the Nominal rating.
9. Applied RMS Voltage is set to 2.83 V for 8 ohms Nominal Impedance.
10. 12 dB/oct. or higher slope high-pass filter.