

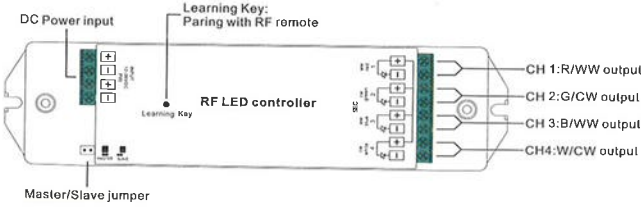
# Universal series RF Receiver

09\_009FA\_04018



**Important: Read All Instructions Prior to Installation**

## Function Introduction



## Product Data

No.	Input Voltage	Output Current	Output Power	Remarks	Size(LxWxH)
1	12-48VDC	4x5A	4x(60-240)W	Constant voltage	178x46x22mm
2	12-48VDC	4x350mA	4x(4.2-16.8)W	Constant current	178x46x22mm
3	12-48VDC	4x500mA	4x(6-24)W	Constant current	178x46x22mm
4	12-48VDC	4x700mA	4x(8.4-33.6)W	Constant current	178x46x22mm

- Radio Frequency : 869.5/916.5/434mhz
- Waterproof grade: IP20

## Safety & Warnings

- DO NOT install with power applied to device.
- DO NOT expose the device to moisture.

## Pair/delete the pairing with RF remote

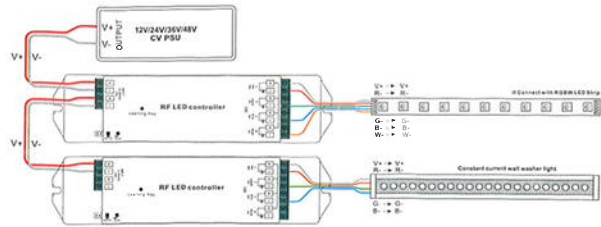
1. Do wiring according to connection diagram.
2. Pair RF Receiver with RF remote: please refer to the instruction of the remote that you would like to pair with.
3. Delete the pairing:
  - (1) Wire up the RF receiver correctly, power on.
  - (2) Press and hold down the "Learning Key" button on receiver for over 3 seconds until the connected light flashes, which means well deleted.

## Master and Slave Setting:

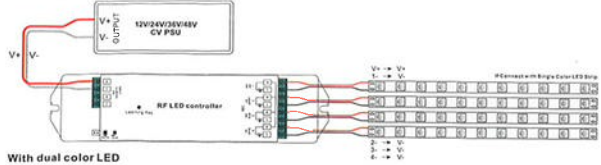
1. The receiver has both master and slave functions which can be set with a jumper. Short circuit of the jumper means master function, and open circuit means slave function. Once short circuit the jumper on a receiver, please power off and power on the receiver to enable master function. Setting master and slave enables perfect synchronization of color changing effects.
2. Set one receiver as master and pair it to any zone of a remote, and this zone shall only have one receiver which works as master. Set all other receivers as slave and pair them to other zones of the remote, and multiple receivers can be paired to each zone. Then choose all zones on the remote and play the color changing effects, the master will send sync signal to the slaves to achieve perfect synchronization. The max. sync distance between the master and any slave is within 30m.

## Wiring Diagram

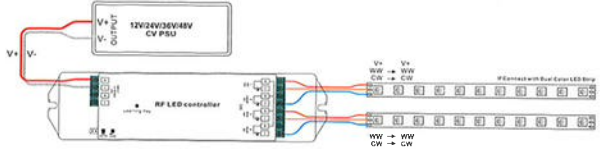
### With RGB/RGBW color LED



### With single color LED



### With dual color LED



## Product Dimension

